

Youth in the MENA region: Coping with Uncertainty An overview

A survey by Friedrich Ebert Foundation
in cooperation with
TNS Infratest Political Research
and the University of Leipzig

July 2017

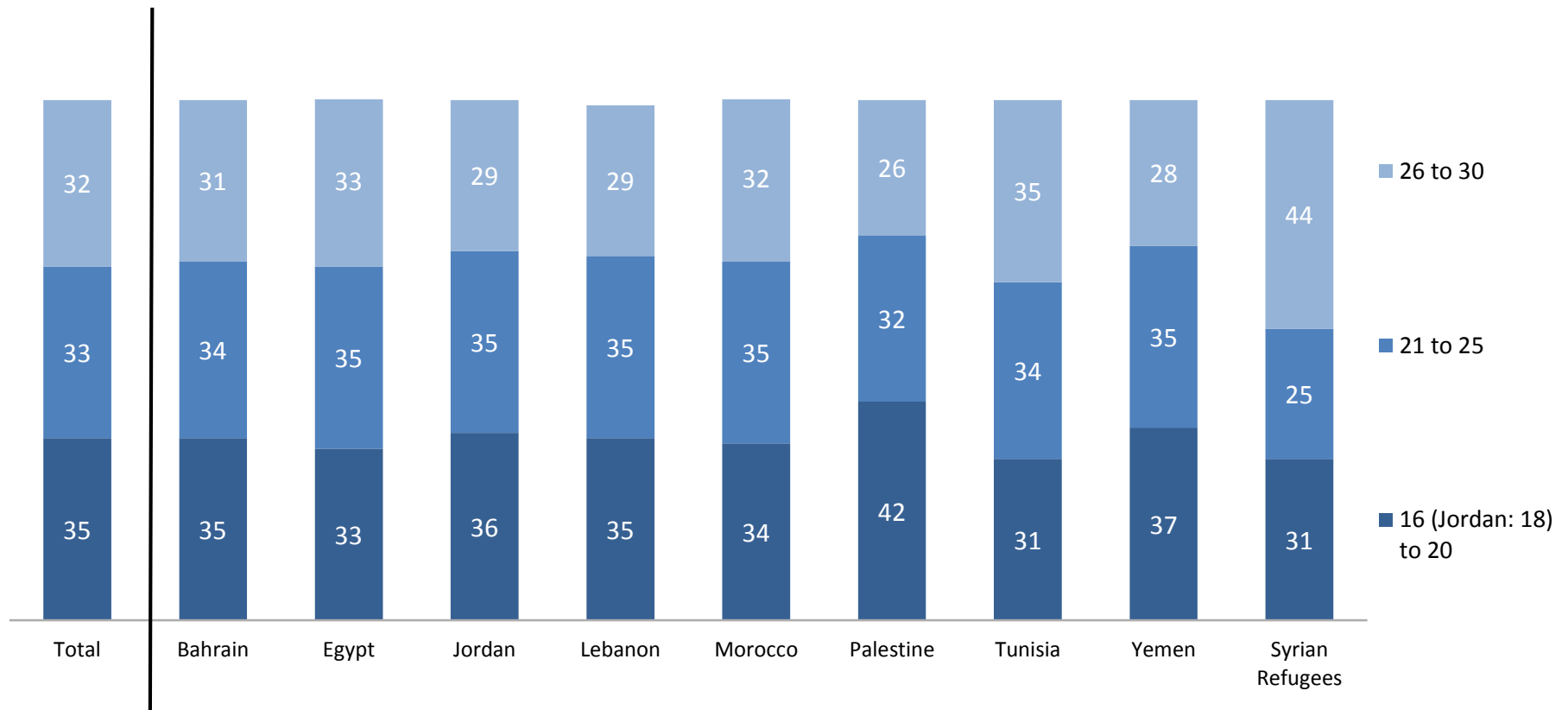
Methodological overview

Universe	Population in Morocco, Tunisia, Egypt, Palestine, Lebanon, Yemen, Bahrain, Syrian refugees in Lebanon (16 to 30 years) and Jordan (18 to 30 years)
Sample	Quota per age, gender, and region
Sample size	9,040 respondents (weighted 9,000)
Fieldwork period	May - July 2016
Method of Data Collection	CAPI (computer assisted personal interview) / PAPI (paper and pencil interview) / TAPI (telephone and pencil interview)
Conducting Institutes	Data Collection: DIFFERENT NATIONAL INSTITUTES Analysis and Reporting: TNS Infratest Political Research

Remark: in the result charts the respondent group “married” encompasses respondents that are married or engaged

PERSONAL SITUATION

Age



Q4: Can you please tell me your year of birth?

Universe: National population, 16 (18) to 30 years/
Values in percent

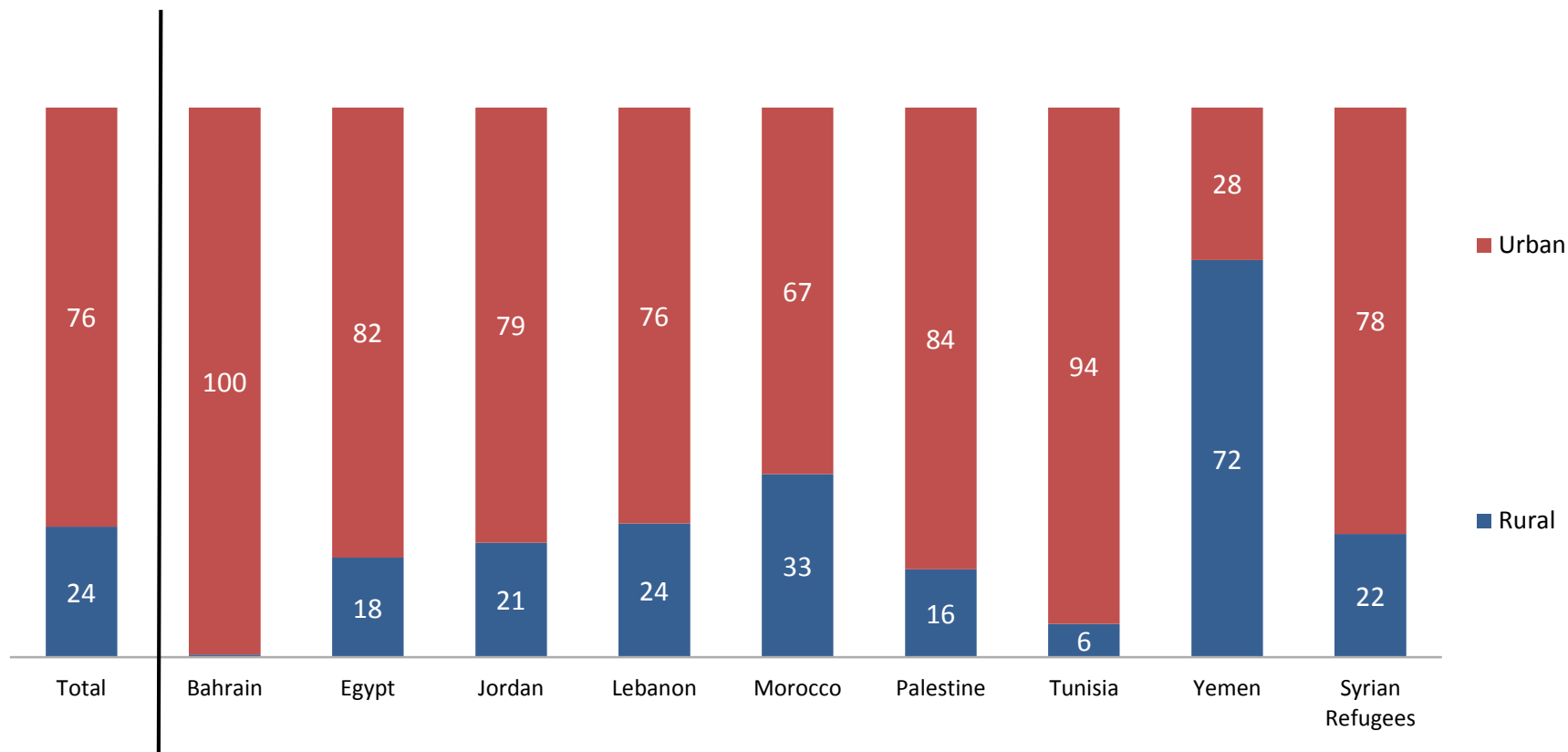
Milieu of residence

	Total	Bahrain	Egypt	Jordan	Lebanon	Morocco	Palestine	Tunisia	Yemen	Syrian Refugees
Refugee camp	4			4			10			24
Hamlet < 50	4	0	4	5	0	14		0	14	1
Village 50-1,000	9		3	5	4	5	1	1	58	2
Rural centre 1,001-20,000	18	0	7	2	48	12	45	3	1	46
Small city 20,001-100,000	18	1	9	14	41	11	28	32	2	21
Medium-sized city 100,001- 500,000	27	99	26	33	6	16	16	40	4	7
Large city > 500,000	20	0	52	37		43		24	21	

Universe: National population, 16 (18) to 30 years/
Values in percent

Q5: Which is your milieu of residence?

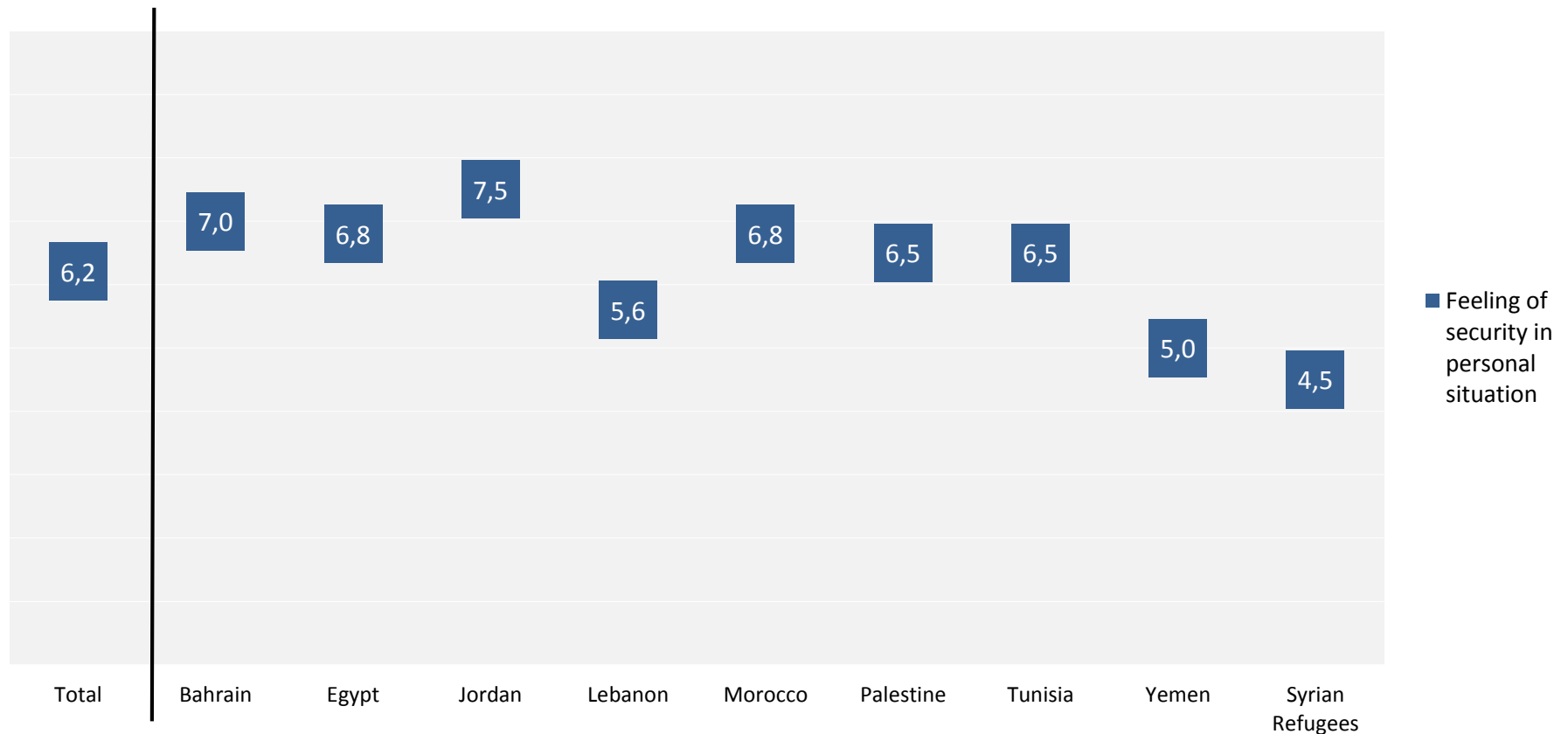
Fieldwork area



Q7: Please select the fieldwork area

Universe: National population, 16 (18) to 30 years/
Values in percent

Personal situation - Feeling of security overall



Q9: If you consider your personal situation in all its parts and aspects today (school / job, family, economic situation, political transformations, future developments, etc.), all in all, do you feel rather secure or rather insecure? Please rate your situation on a scale from 1 (not at all secure) to 10 (totally secure).

Universe: National population, 16 (18) to 30 years/
Average values

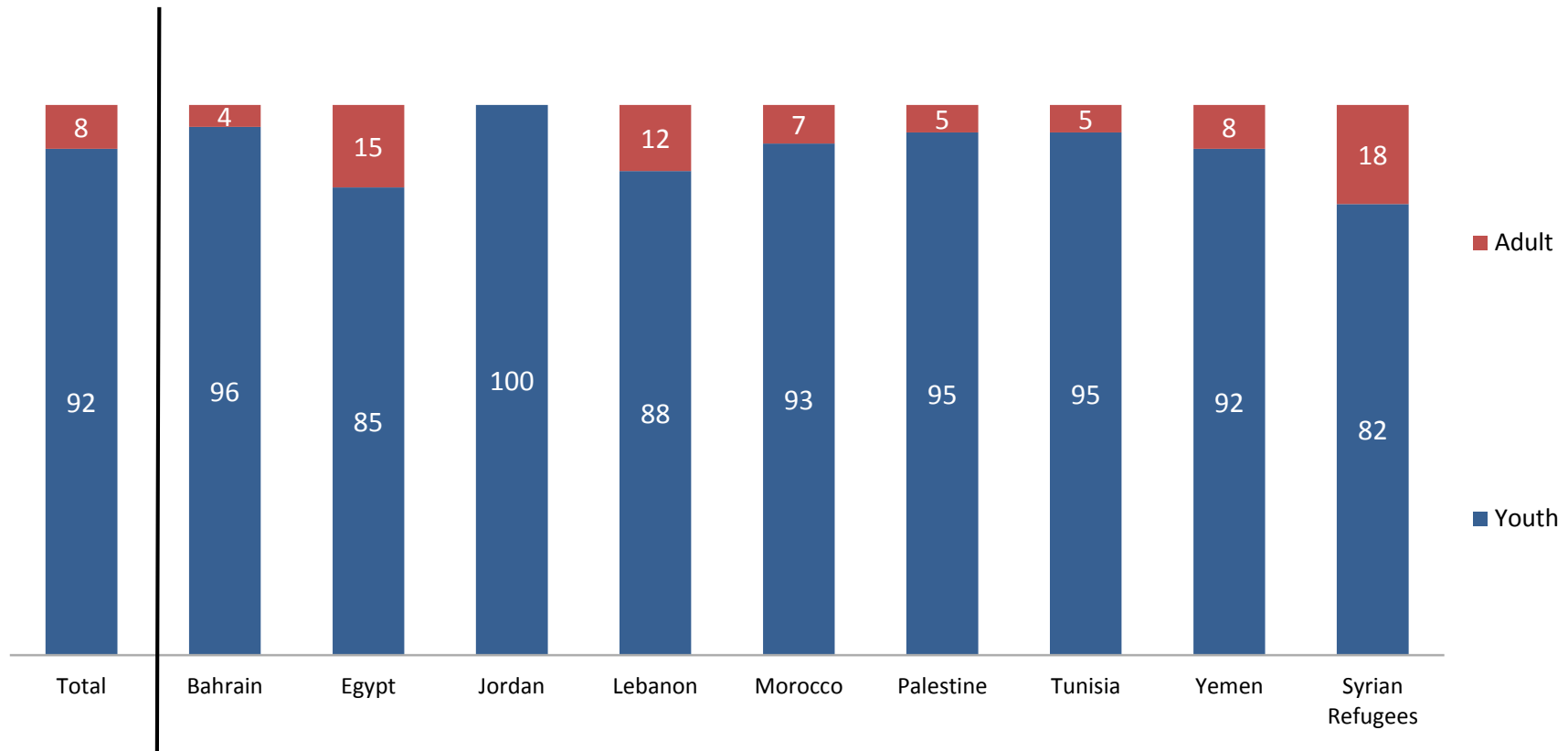
Areas of security

	Total	Bahrain	Egypt	Jordan	Lebanon	Morocco	Palestine	Tunisia	Yemen	Syrian Refugees
My economic situation	5,6	6,7	6,6	6,4	5,4	6,5	5,5	5,9	4,4	3,3
My health status	7,5	7,7	7,2	8,1	7,7	7,4	8,1	8,4	6,9	6,3
My emotions	6,8	7,3	6,7	7,1	7,1	6,8	7,0	7,6	6,6	5,2
My exposure to violence	6,8	8,2	6,7	6,8	7,1	6,2	6,8	7,8	5,7	5,5
My access to food	7,3	8,8	7,3	8,0	7,8	7,1	7,5	8,8	5,8	4,8
The future of my family	6,7	7,8	7,0	7,5	6,7	7,0	6,9	8,0	5,2	3,8
The probability of armed conflict	5,4	7,0	6,1	6,3	4,9	6,1	4,9	6,5	3,2	3,9
My future professional career	5,7	7,2	6,5	6,5	5,9	6,4	5,3	6,3	3,9	3,4

Q10: Can you specify the area of security: I feel secure / insecure in the following fields:
Please rate your situation on a scale from 1 (not at all secure) to 10 (totally secure).

Universe: National population, 16 (18) to 30 years/
Average values

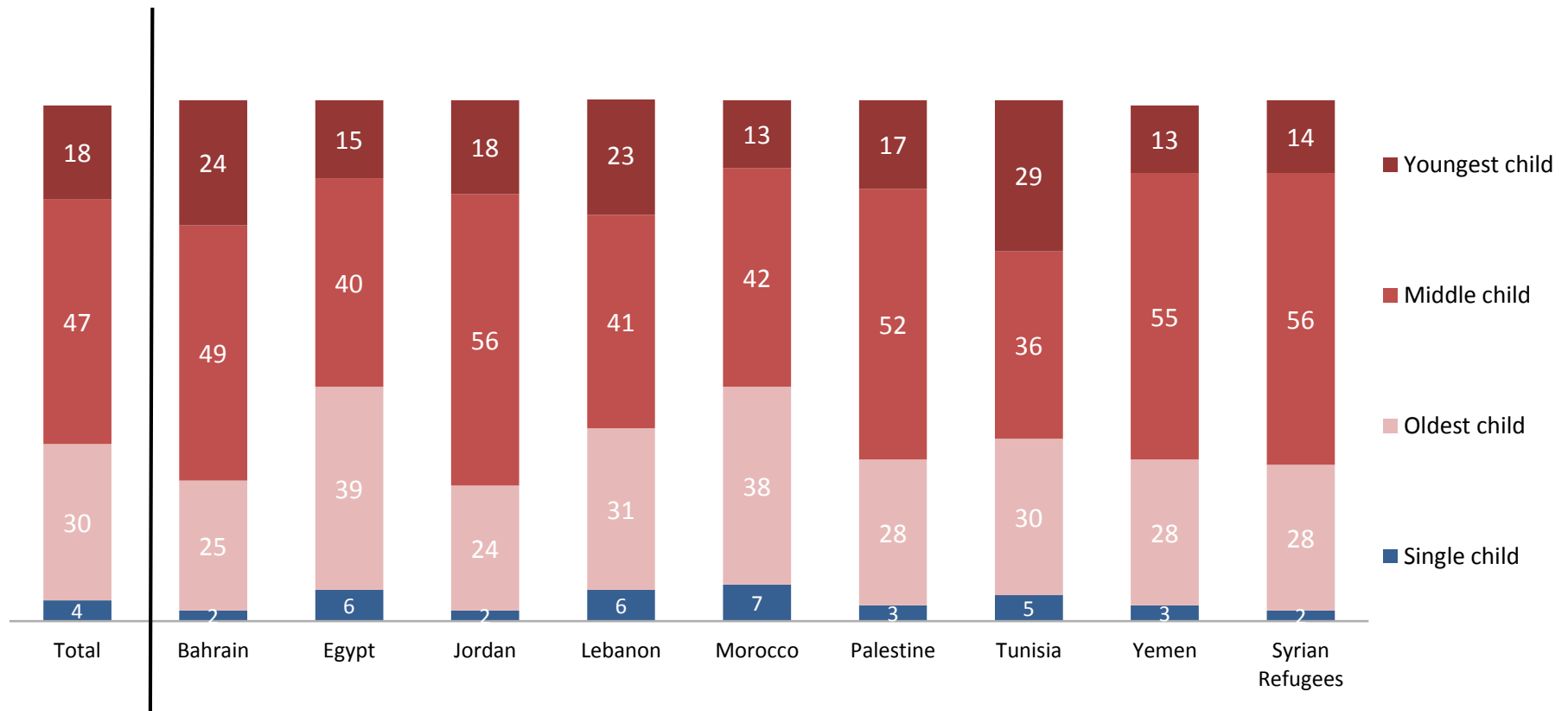
Belonging to youths or adults



Universe: National population, 16 (18) to 30 years/ In Jordan, only respondents identifying as part of the youth were eligible for an interview
Values in percent

Q11: Would you consider yourself to belong to the youths or to the group of adults?

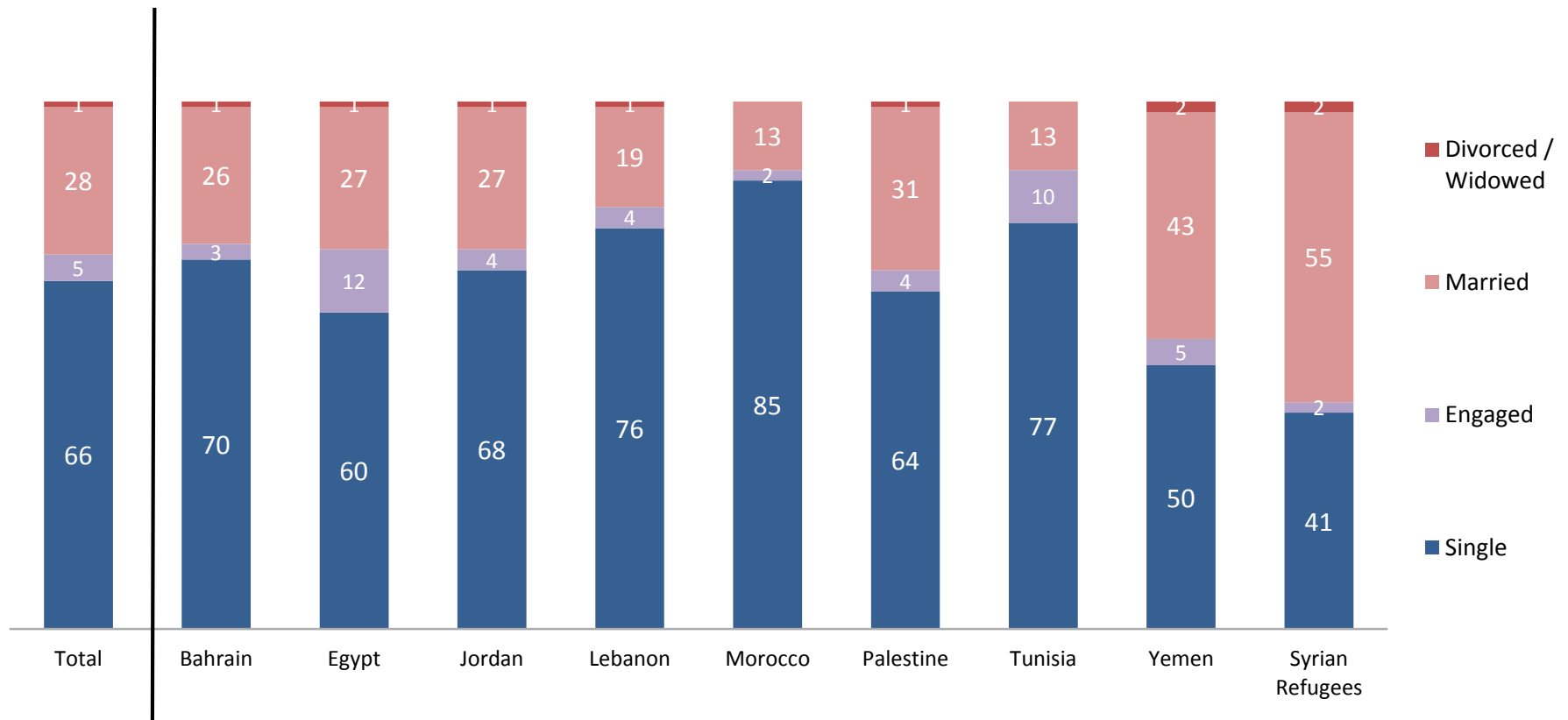
Birth sequence



Q13: Birth sequence: Are you single child, oldest child, middle child or youngest child?

Universe: National population, 16 (18) to 30 years/
Values in percent

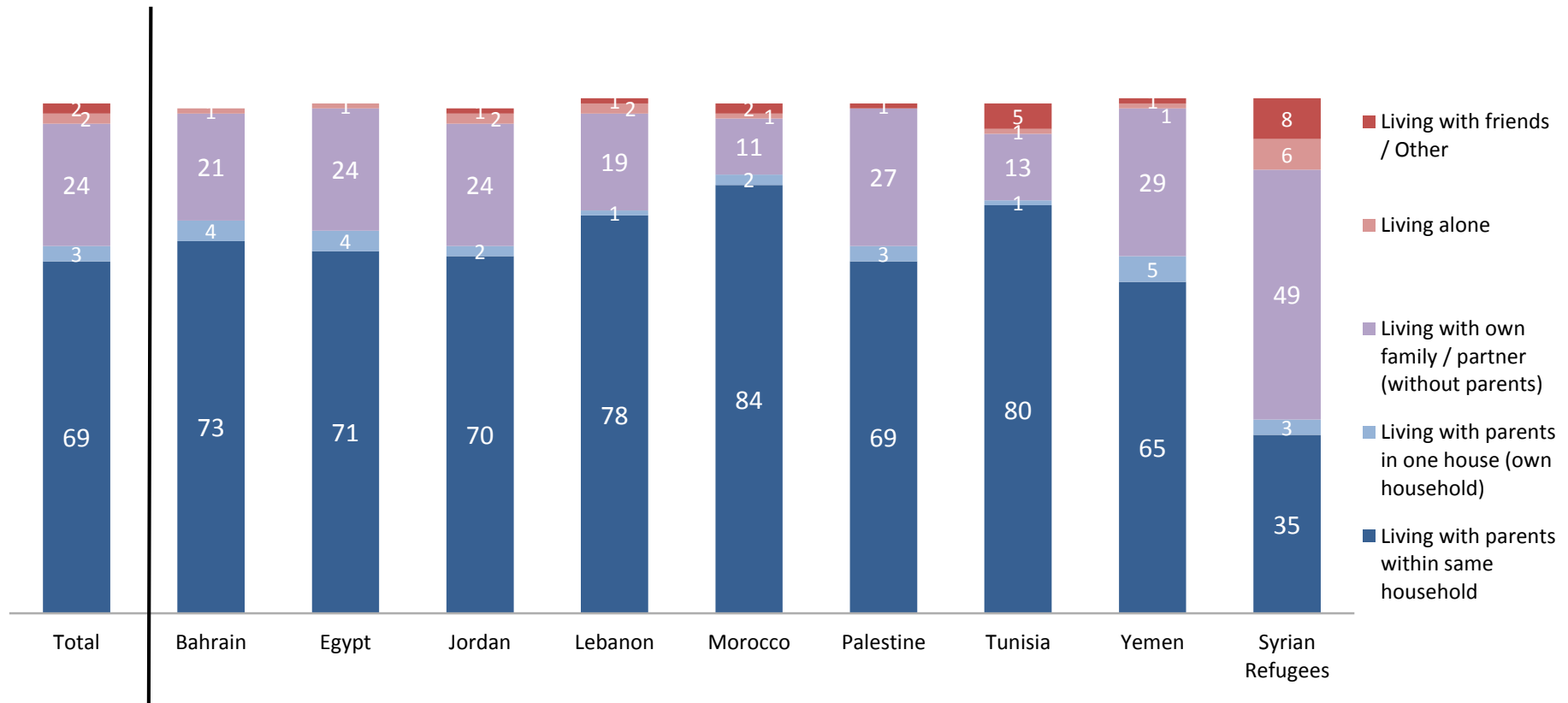
Marital status



Q14: Marital status: Are you...?

Universe: National population, 16 (18) to 30 years/
Values in percent

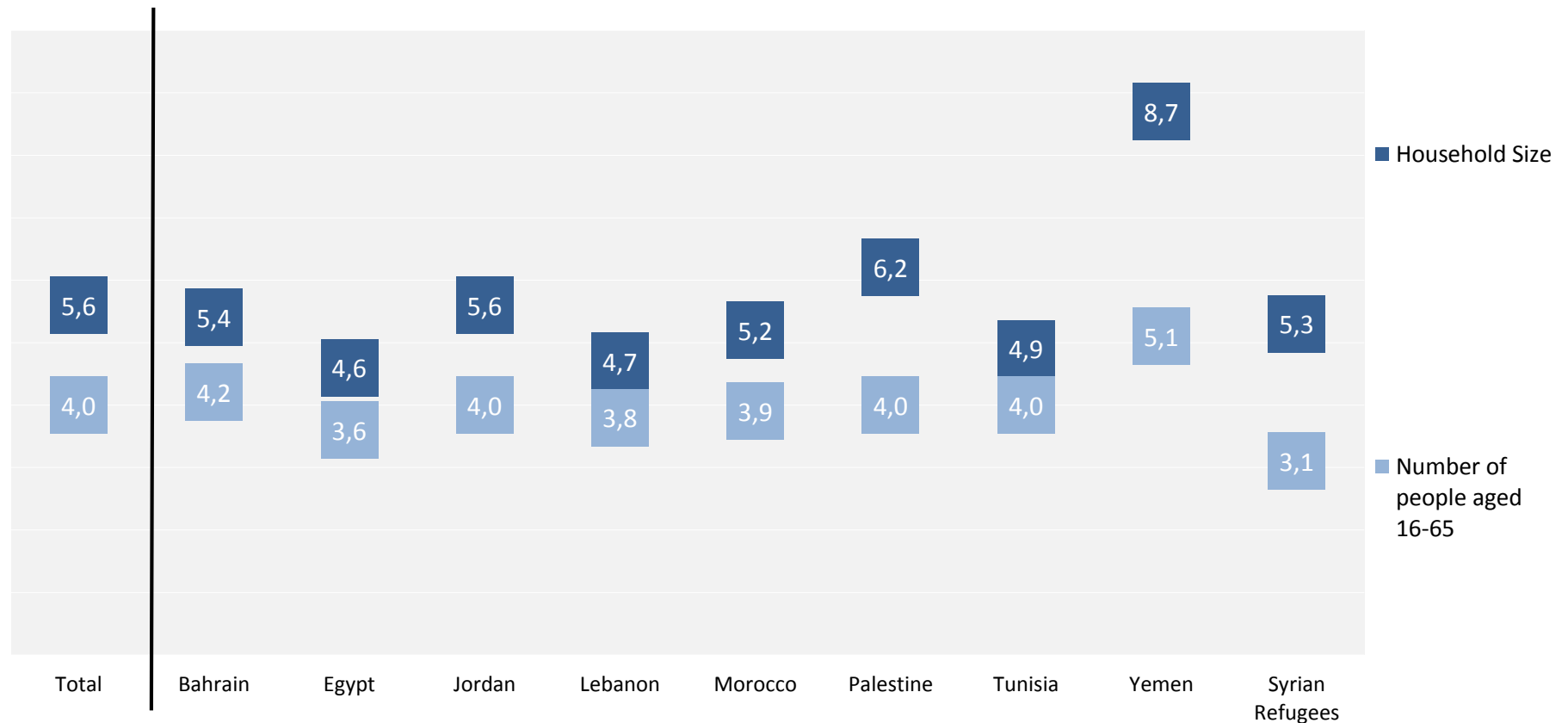
Living situation



Q15: What is your current living situation?

Universe: National population, 16 (18) to 30 years/
Values in percent

Household size



Q16: Including yourself: how many people live in your household?
Q17: Among those: how many people are between 16 and 65 years old including yourself?

Universe: National population, 16 (18) to 30 years/
Basis: Respondents not living on their own/
Average values

Head of household

	Total	Bahrain	Egypt	Jordan	Lebanon	Morocco	Palestine	Tunisia	Yemen	Syrian Refugees
Myself	14	18	13	13	10	9	11	6	16	27
My husband / wife	17	14	17	16	12	10	20	10	19	34
My father	62	68	66	62	69	78	61	72	51	31
My mother	10	19	15	6	8	9	9	13	10	4
Nobody	0	0	0	0	0	0	0	0		1
Somebody else	4	0	1	3	2	4	3	3	11	4

Q18: Who is the head of household among the people you are living with?
Multiple answers possible

Universe: National population, 16 (18) to 30 years/
Basis: Respondents not living on their own/ Values in percent

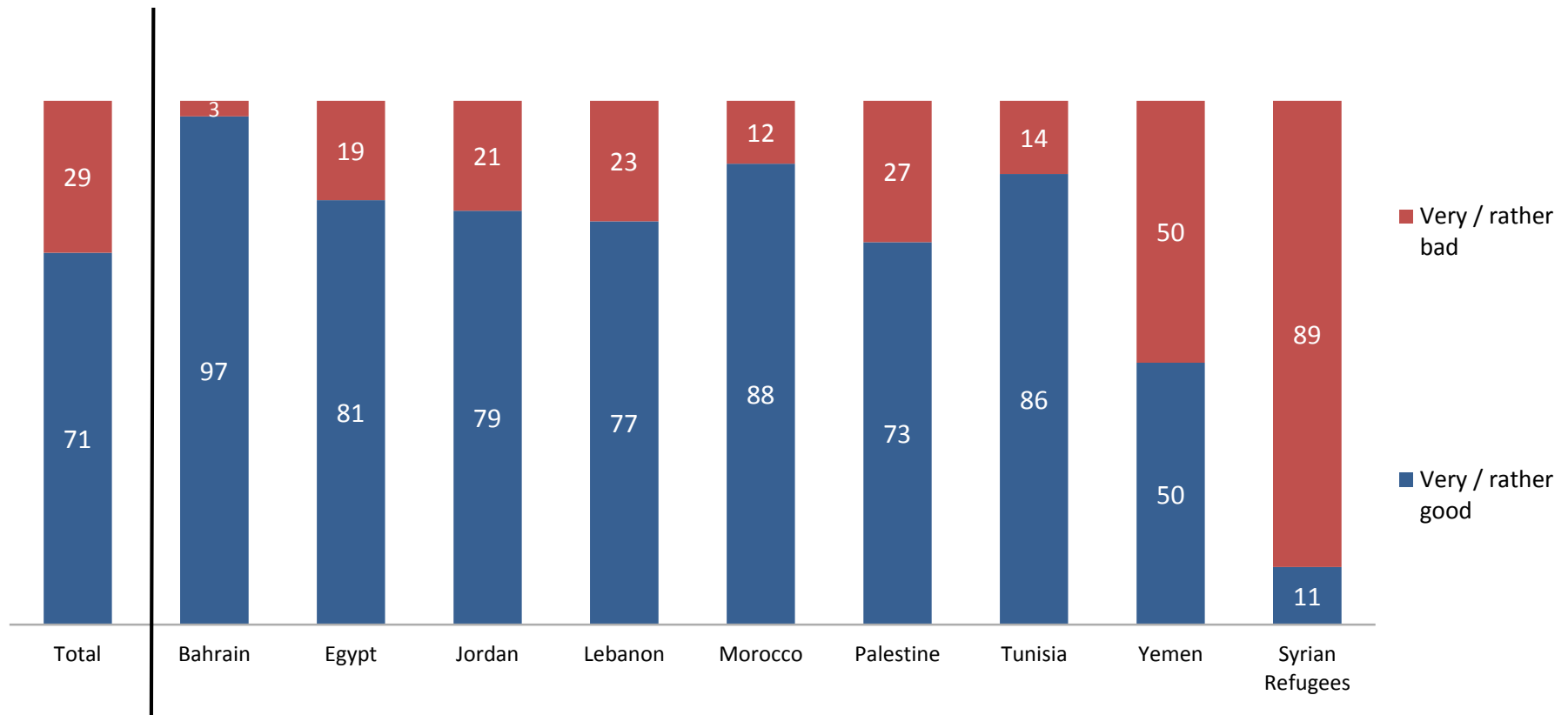
Manager of everyday household affairs

	Total	Bahrain	Egypt	Jordan	Lebanon	Morocco	Palestine	Tunisia	Yemen	Syrian Refugees
Myself	18	34	20	13	11	13	15	10	20	30
My husband / wife	16	19	16	16	10	5	19	6	18	30
My father	43	40	52	59	40	34	57	40	45	21
My mother	36	53	49	10	40	59	19	58	20	15
Somebody else	3	0	1	3	1	2	4	3	10	5

Q19: Who manages everyday affairs for your household?
Multiple answers possible

Universe: National population, 16 (18) to 30 years/
Basis: Respondents not living on their own/ Values in percent

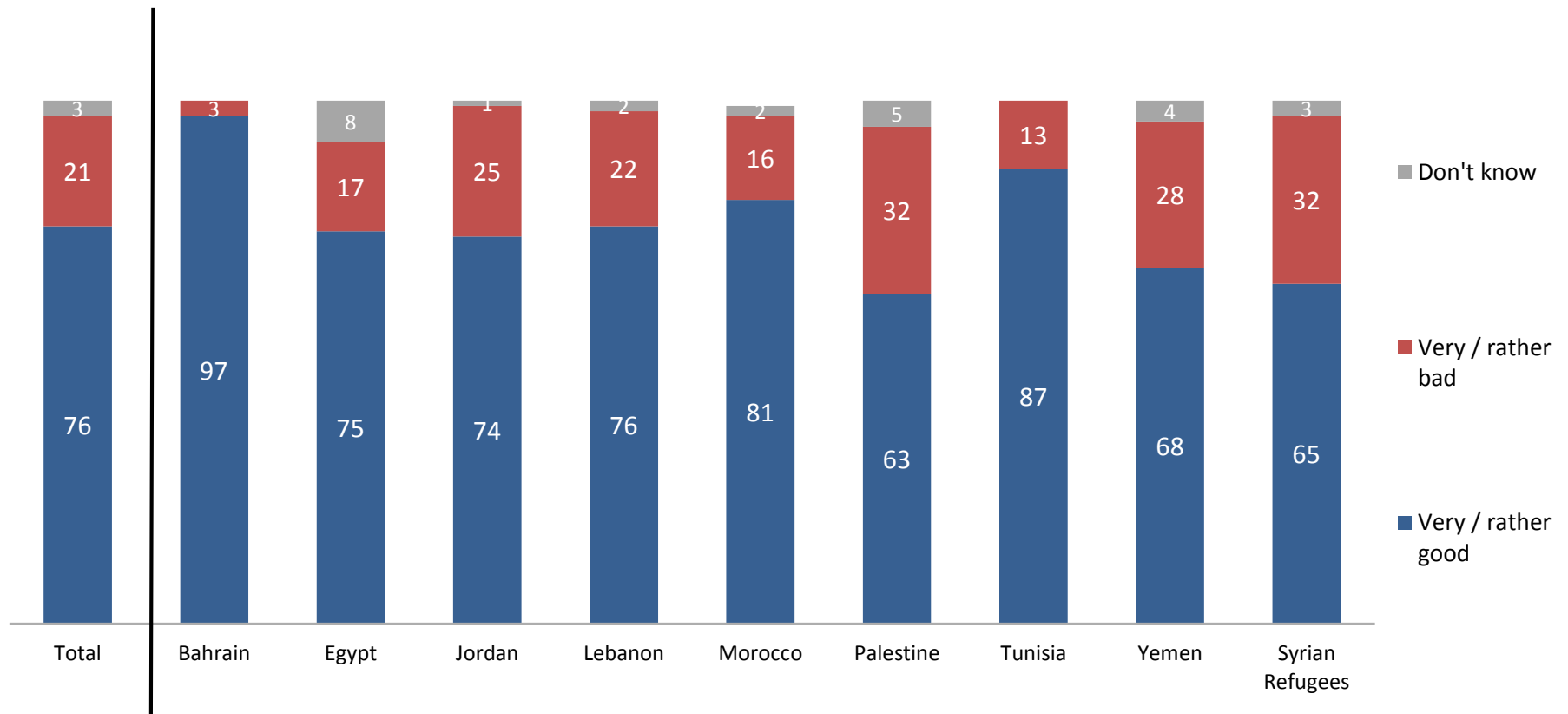
Assessment of economic situation today



Q20: How would you assess the economic situation of your family today?

Universe: National population, 16 (18) to 30 years/
Values in percent

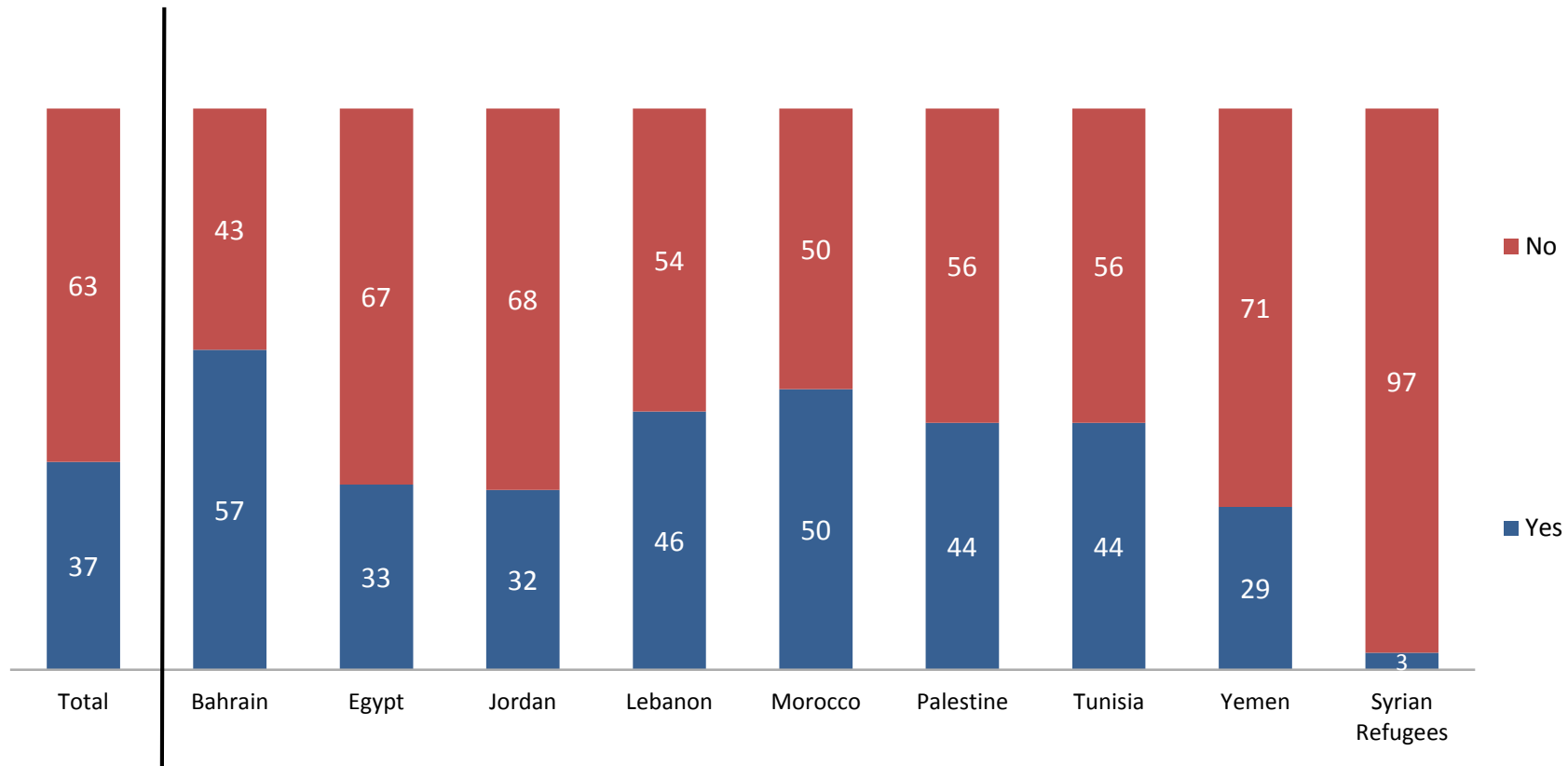
Assessment of economic situation in 2010



Q21: How would you assess the economic situation of your family in 2010?

Universe: National population, 16 (18) to 30 years/
Values in percent

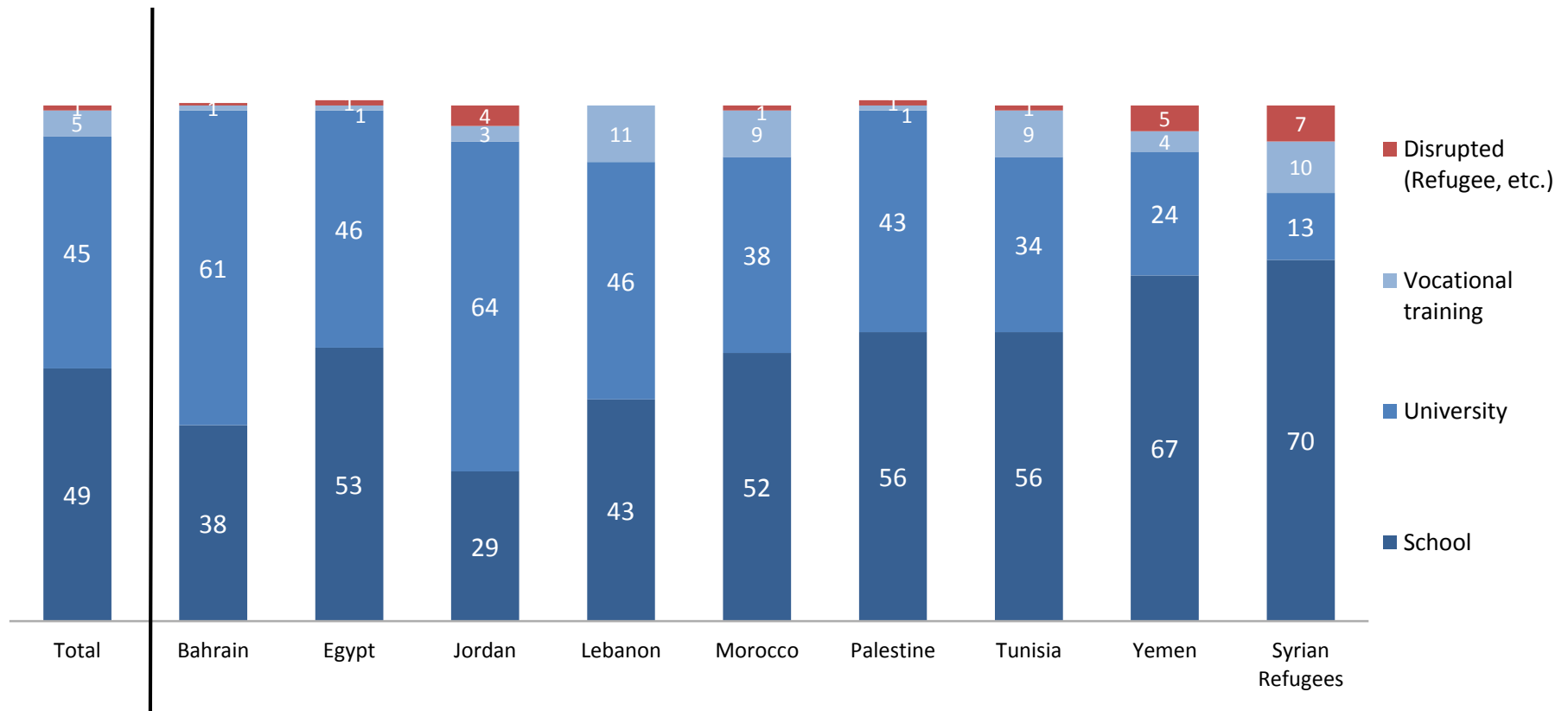
Student



Q24: Are you a student?

Universe: National population, 16 (18) to 30 years/
Values in percent

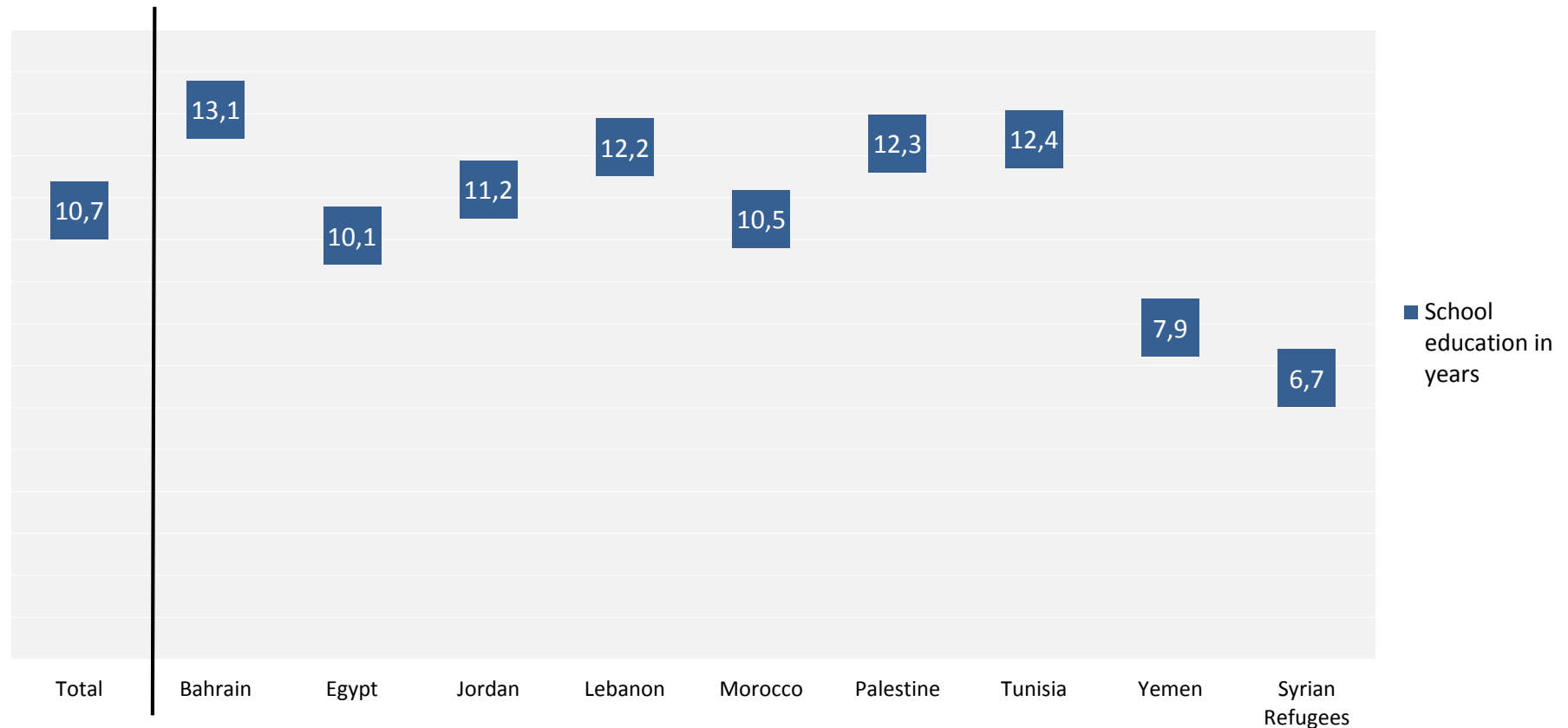
Current education



Q25: Are you going to...?

Universe: National population, 16 (18) to 30 years/
Basis: Respondents that are currently students (Q24)/
Values in percent / Attention: in part small number of cases

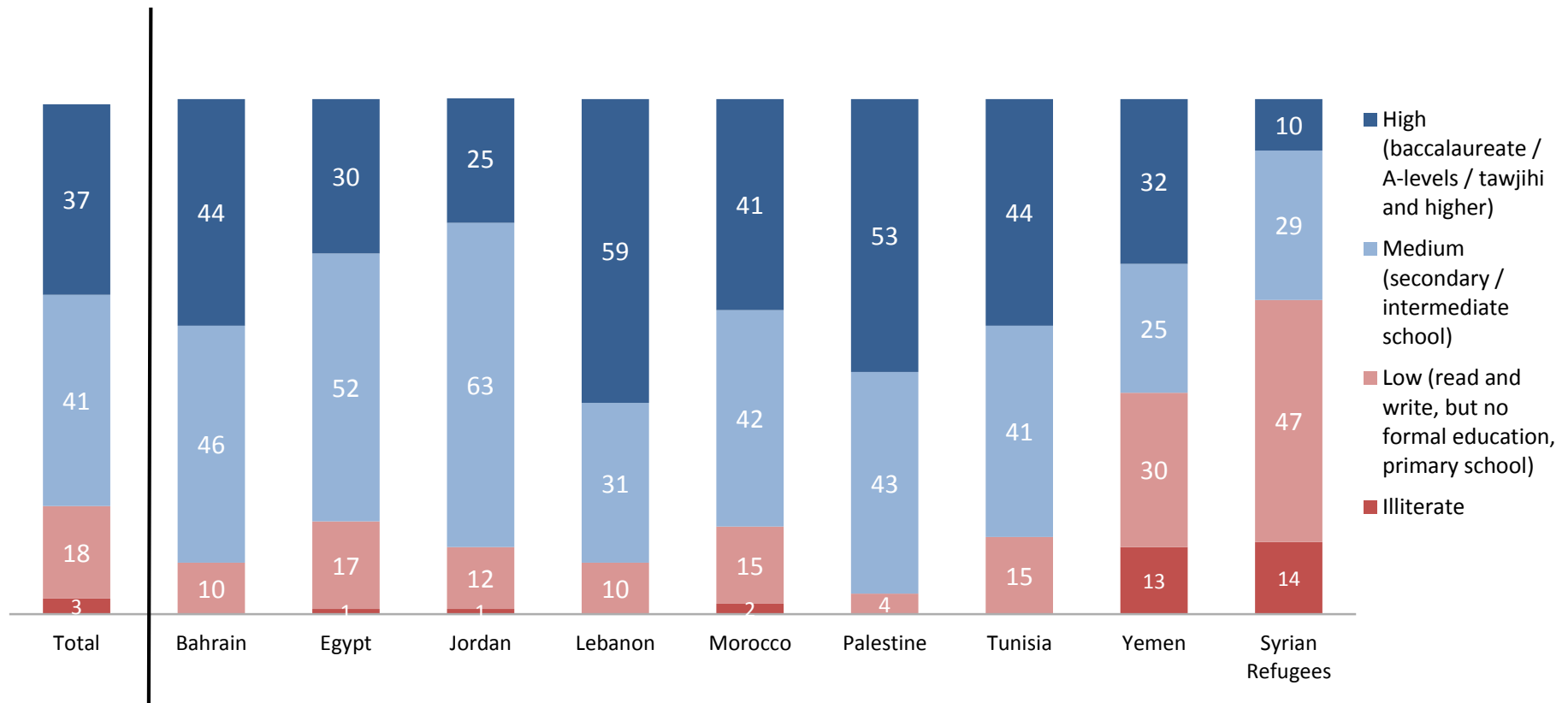
Duration of school education



Q26: How many years did you go to school (excluding pre-school and university)?
Please, calculate total years (maximum: up until baccalaureate).

Universe: National population, 16 (18) to 30 years/
Average values

Highest degree achieved



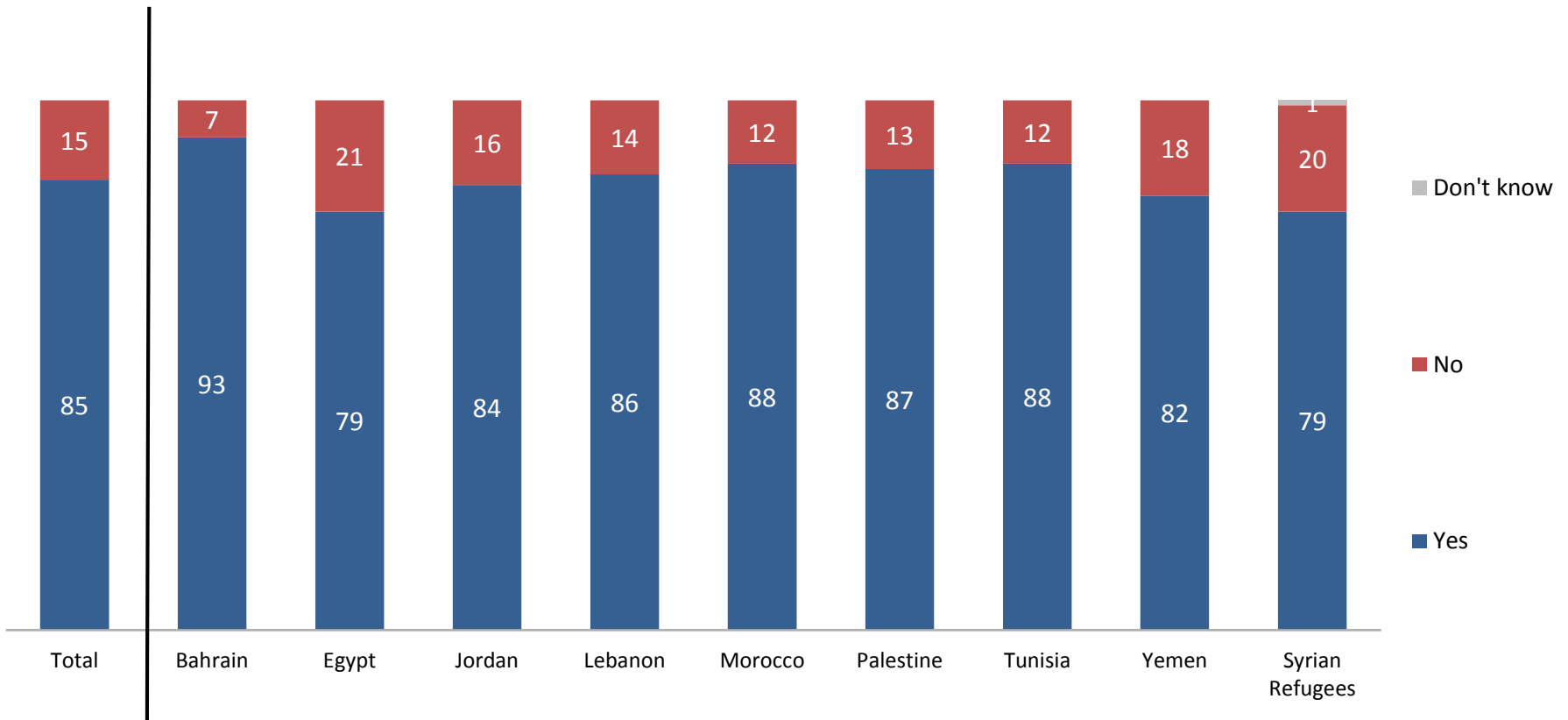
Q27: Which is your highest degree?

Universe: National population, 16 (18) to 30 years/
Values in percent

Parents

FATHER

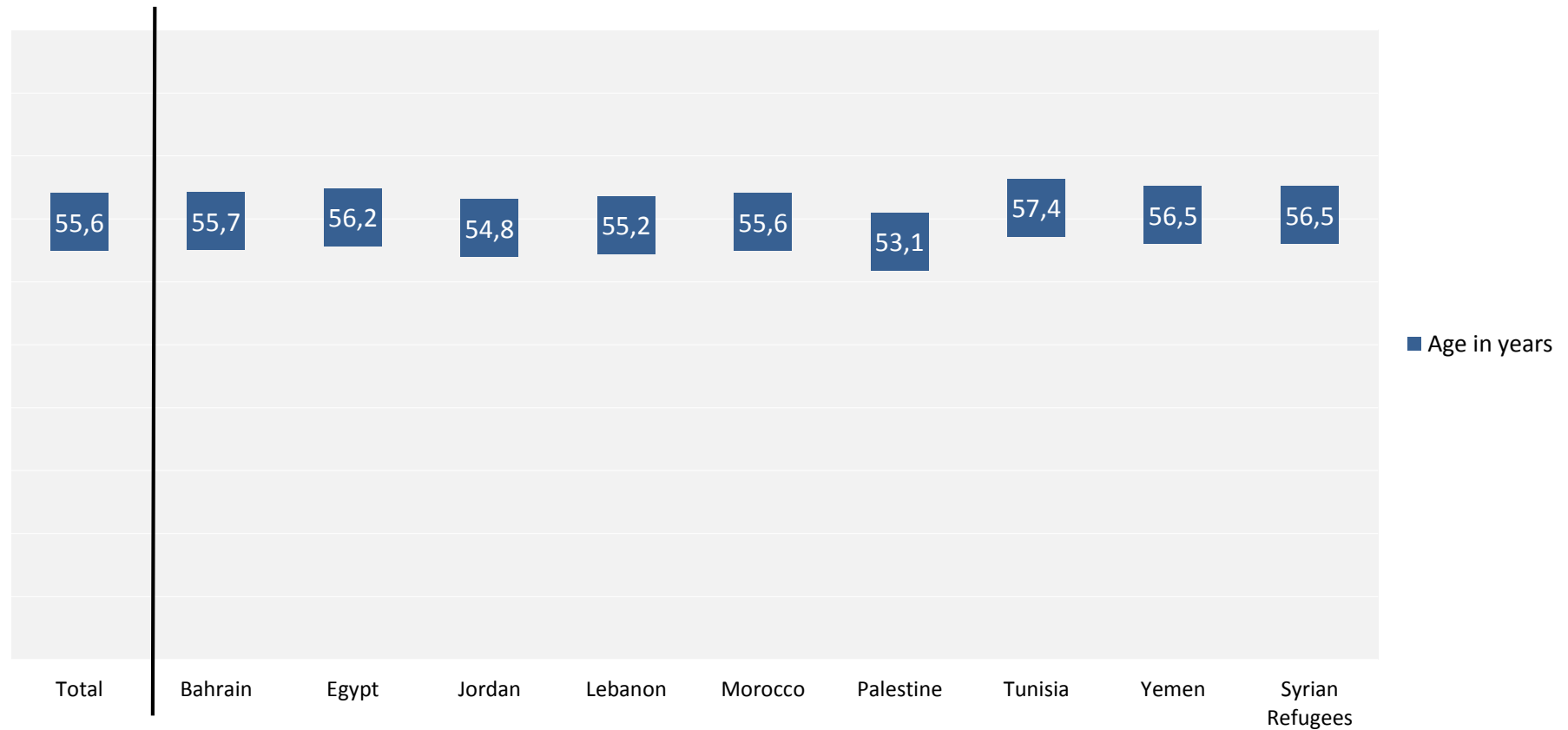
Father alive



Q28: Is your father still alive?

Universe: National population, 16 (18) to 30 years/
Values in percent

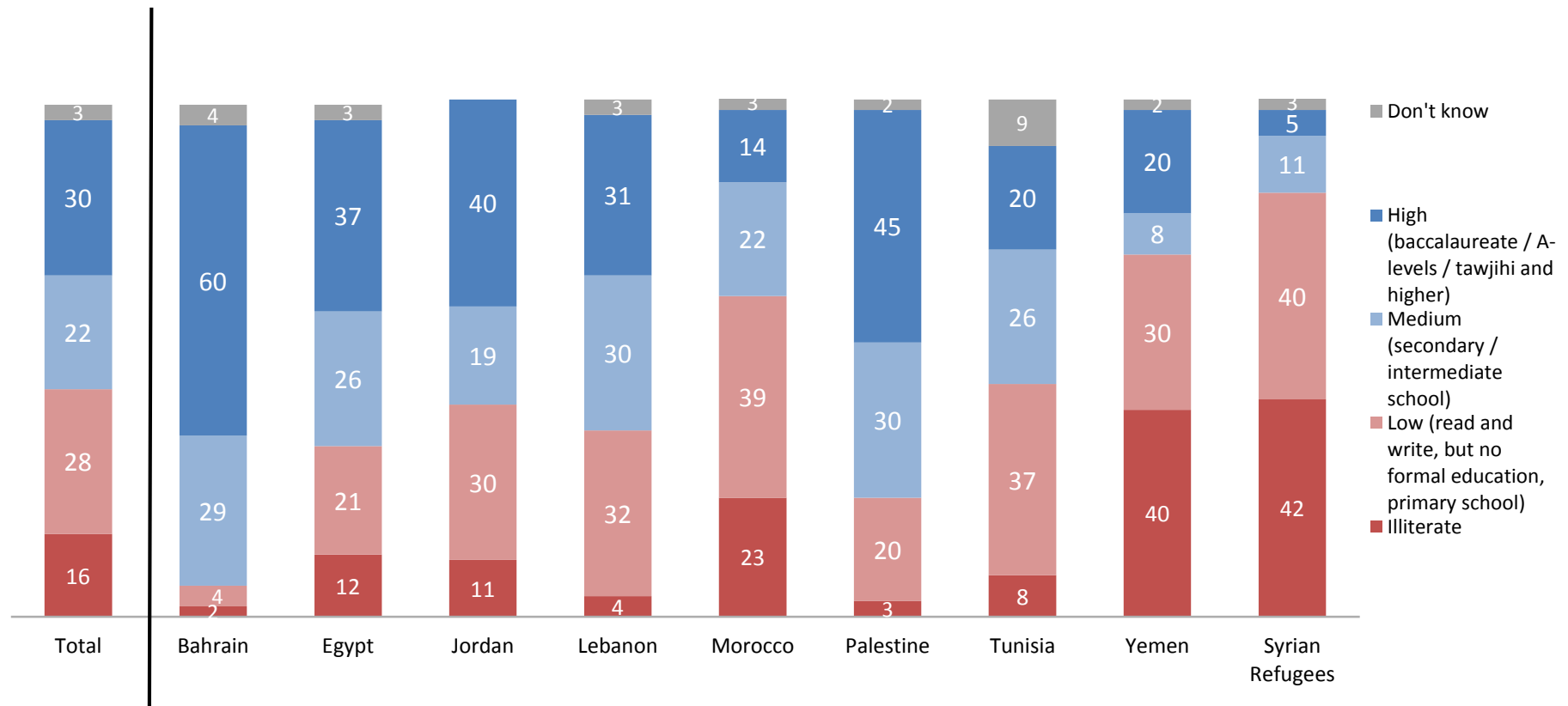
Father's age



Q29: How old is your father?

Universe: National population, 16 (18) to 30 years
Basis: Father still alive (Q28)
Average values

Father's highest level of education



Q30: What is / was his level of education (highest degree)?

Universe: National population, 16 (18) to 30 years/
Values in percent

Father's occupation

	Total	Bahrain	Egypt	Jordan	Lebanon	Morocco	Palestine	Tunisia	Yemen	Syrian Refugees
State employee	21	24	38	29	11	8	24	20	30	7
Employee (with insurance)	10	23	10	10	17	9	9	6	1	3
Worker (no insurance, but continuous employment)	5	3	6	6	9	7	8	2	3	3
Remunerated labourer as part of a family business	3	2	3	2	2	5	7		1	3
Self-employed with higher education (medical doctor, etc.)	3	7	7	2	3	2	3	1	1	1
Self-employed without higher education, but qualification	17	4	18	13	30	22	25	11	20	13
Self-employed in agriculture	10	0	3	3	6	10	12	4	29	24
Self-employed in service sector (continuous work, unstable inc.)	11	1	8	11	18	6	12	8	16	17
Day labourer (unstable employment, unstable income)	12		6	5	4	15	25	23	3	28
Jobless / work without income	4	2	3	6	2	6	3	4	11	3
Retired	11	27	7	26	3	8	3	18	9	3
Other	3	6	3	1	1	6	2	5	3	1

Q31: What kind of different occupations/jobs did or does your father do? Multiple answers possible

Universe: National population, 16 (18) to 30 years/
Average values

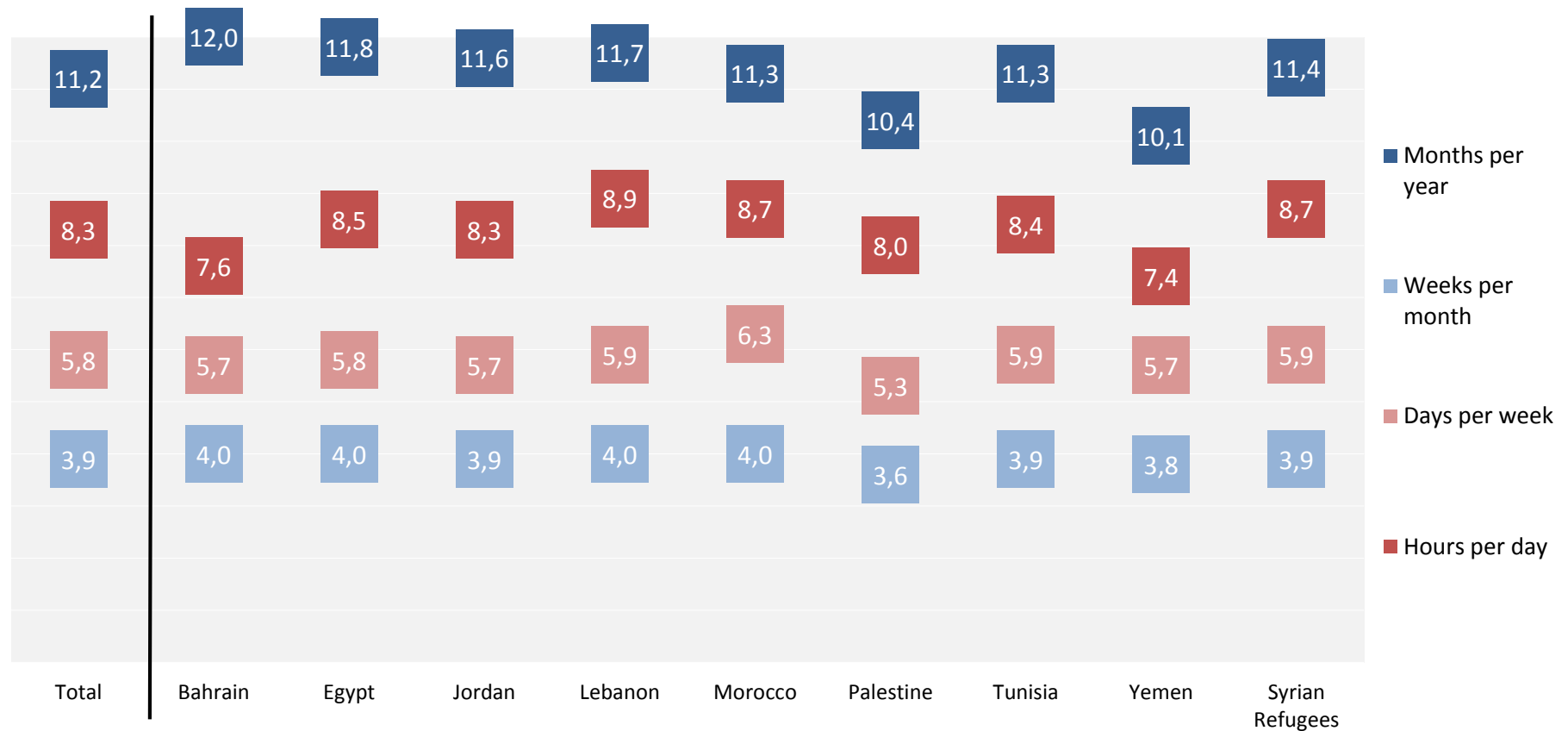
Father's main occupation

	Total	Bahrain	Egypt	Jordan	Lebanon	Morocco	Palestine	Tunisia	Yemen	Syrian Refugees
State employee	20	24	37	26	11	7	23	19	28	6
Employee (with insurance)	9	23	9	10	16	8	8	6	1	3
Worker (no insurance, but continuous employment)	5	3	5	5	9	7	6	2	3	3
Remunerated labourer as part of a family business	2	2	2	2	2	5	5		1	3
Self-employed with higher education (medical doctor, etc.)	3	7	7	2	3	1	2	1	0	1
Self-employed without higher education, but qualification	16	4	17	12	28	21	19	11	16	13
Self-employed in agriculture	9	0	3	2	5	9	8	4	22	23
Self-employed in service sector (continuous work, unstable inc.)	9	1	6	10	18	6	9	8	12	16
Day labourer (unstable employment, unstable income)	11		4	5	4	15	17	23	2	28
Jobless / Work without income	4	2	3	5	2	6	2	4	11	3
Retired	9	26	5	20	1	8	1	17	3	1
Other	3	6	3	1	1	6	1	4	2	0

Universe: National population, 16 (18) to 30 years/
Average values

Q32: And what is / was his main occupation? (Job held the longest)

Father's frequency of work



Universe: National population, 16 (18) to 30 years/
Basis: Respondents whose fathers are not jobless (Q31,Q32)
Average values

Q33: Concerning his main occupation, please tell me the....

Form of payment - Father

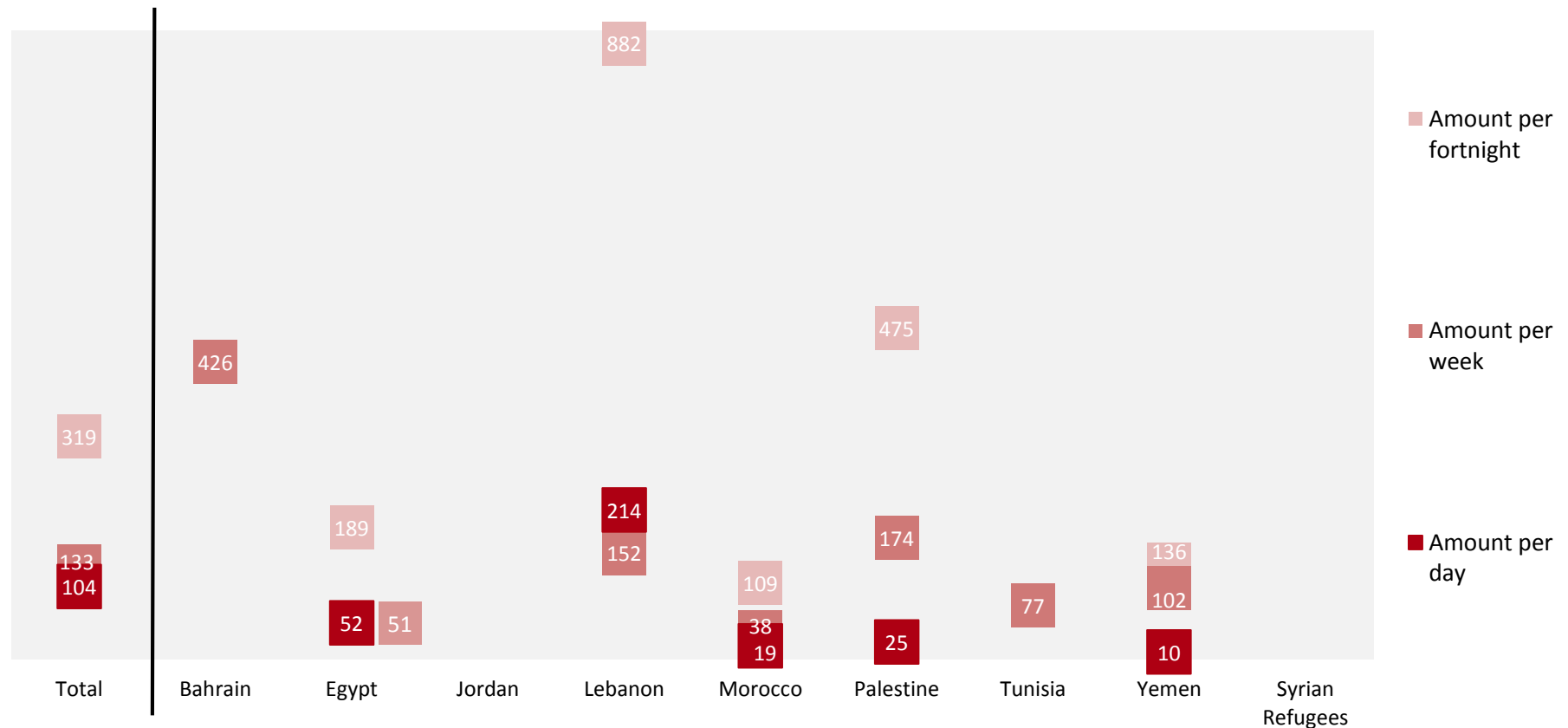
	Total	Bahrain	Egypt	Jordan	Lebanon	Morocco	Palestine	Tunisia	Yemen	Syrian Refugees
Paid per day	13	2	9	11	16	11	18	9	24	18
Paid per week	5	0	5	4	5	6	12	3	4	4
Paid every fortnight	3	0	3	9	2	5	3	0	1	1
Paid per month	53	91	60	62	50	47	47	46	42	21
Paid per season	3	0	1	1	1	3	2	1	7	10
Paid per job / task	10		10	6	16	4	7	18	13	13
Don't know	14	6	11	5	9	22	11	23	5	31
Not paid	1	0	0	2	0	3		1	4	0

Universe: National population, 16 (18) to 30 years/

Q34: What about his income? In his main occupation is he...

Basis: Respondents whose fathers are alive (Q28) and not jobless (Q31,Q32)/ Values in percent

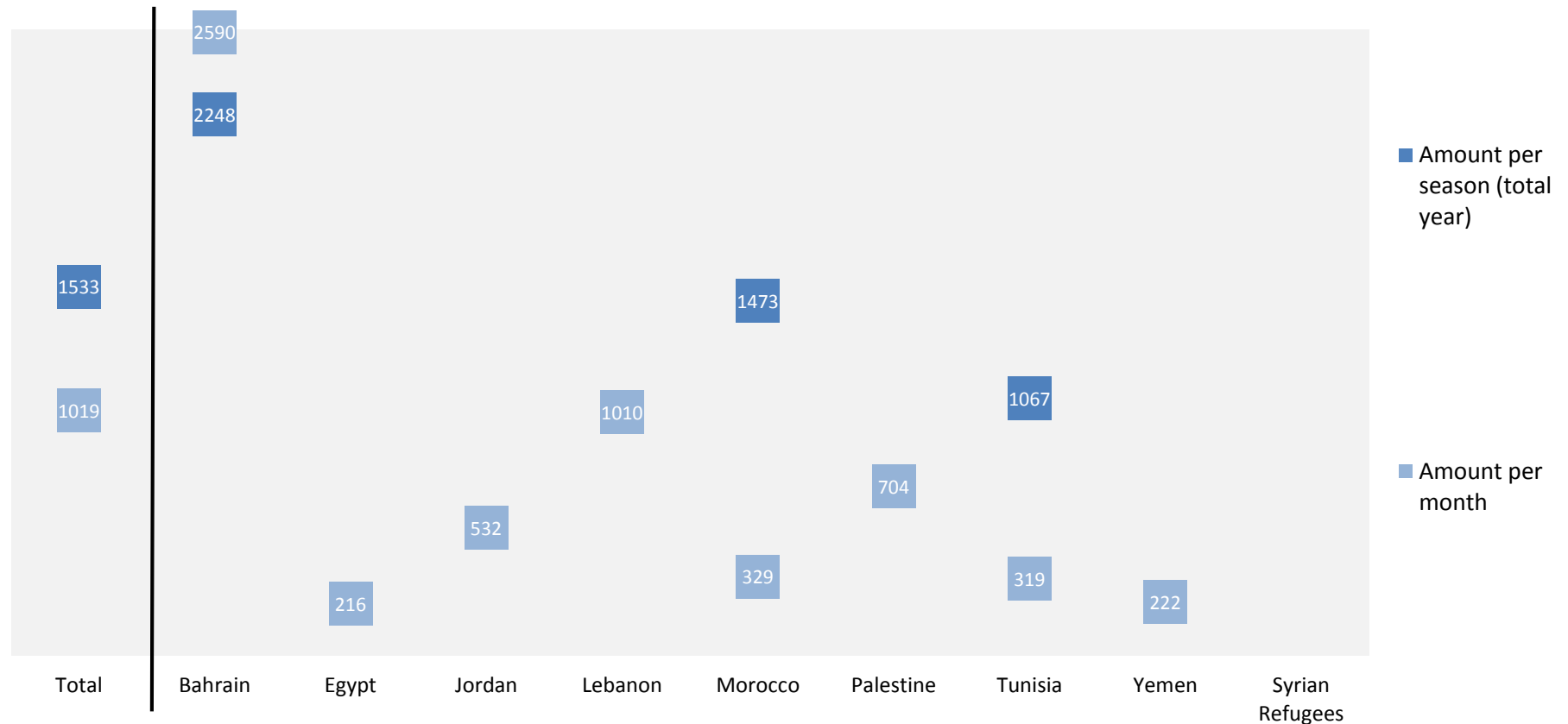
Father's income I (in Euro)



Q35: Can you please tell me how much he earns?

Universe: National population, 16 (18) to 30 years/
Basis: Respondents whose fathers are alive (Q28) and not jobless (Q31,Q32)/
Average values / Attention: in part small number of cases

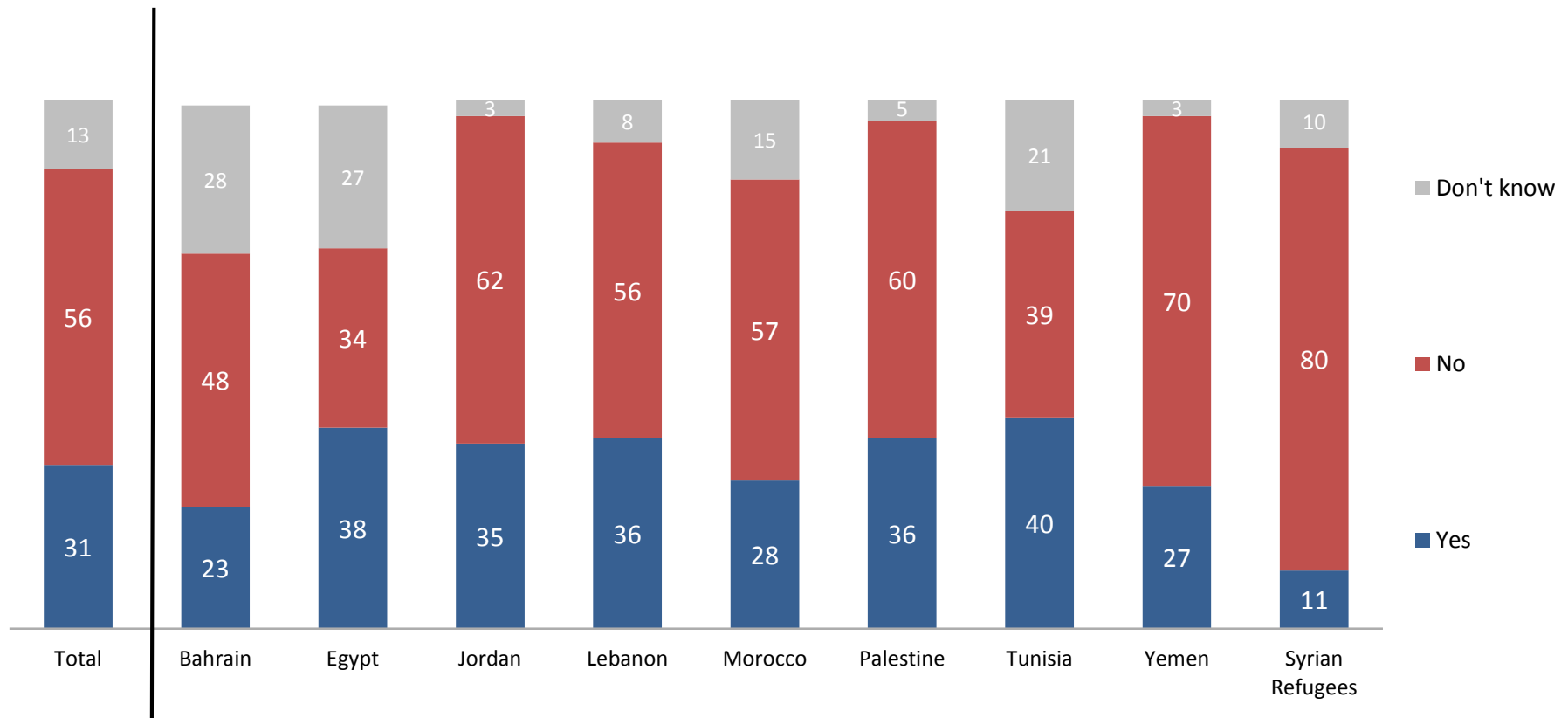
Father's income II (in Euro)



Q35: Can you please tell me how much he earns?

Universe: National population, 16 (18) to 30 years/
Basis: Respondents whose fathers are alive (Q28) and not jobless (Q31,Q32)/
Average values / Attention: in part small number of cases

Sickness payment - Father



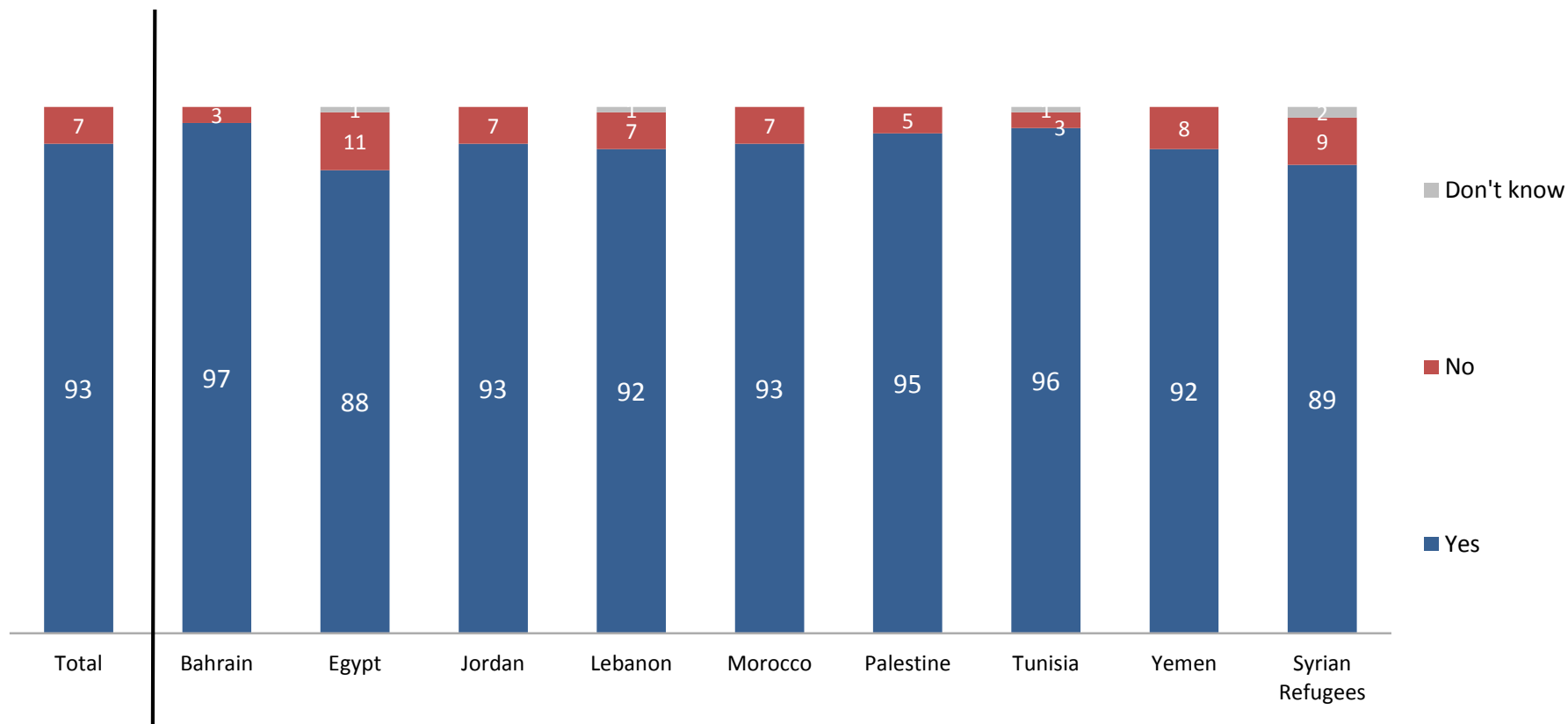
Q36: Does he receive continuous payment in case of sickness?

Universe: National population, 16 (18) to 30 years
Basis: Father alive (Q28) with paid job (Q32 + Q34)
Values in percent

Parents

MOTHER

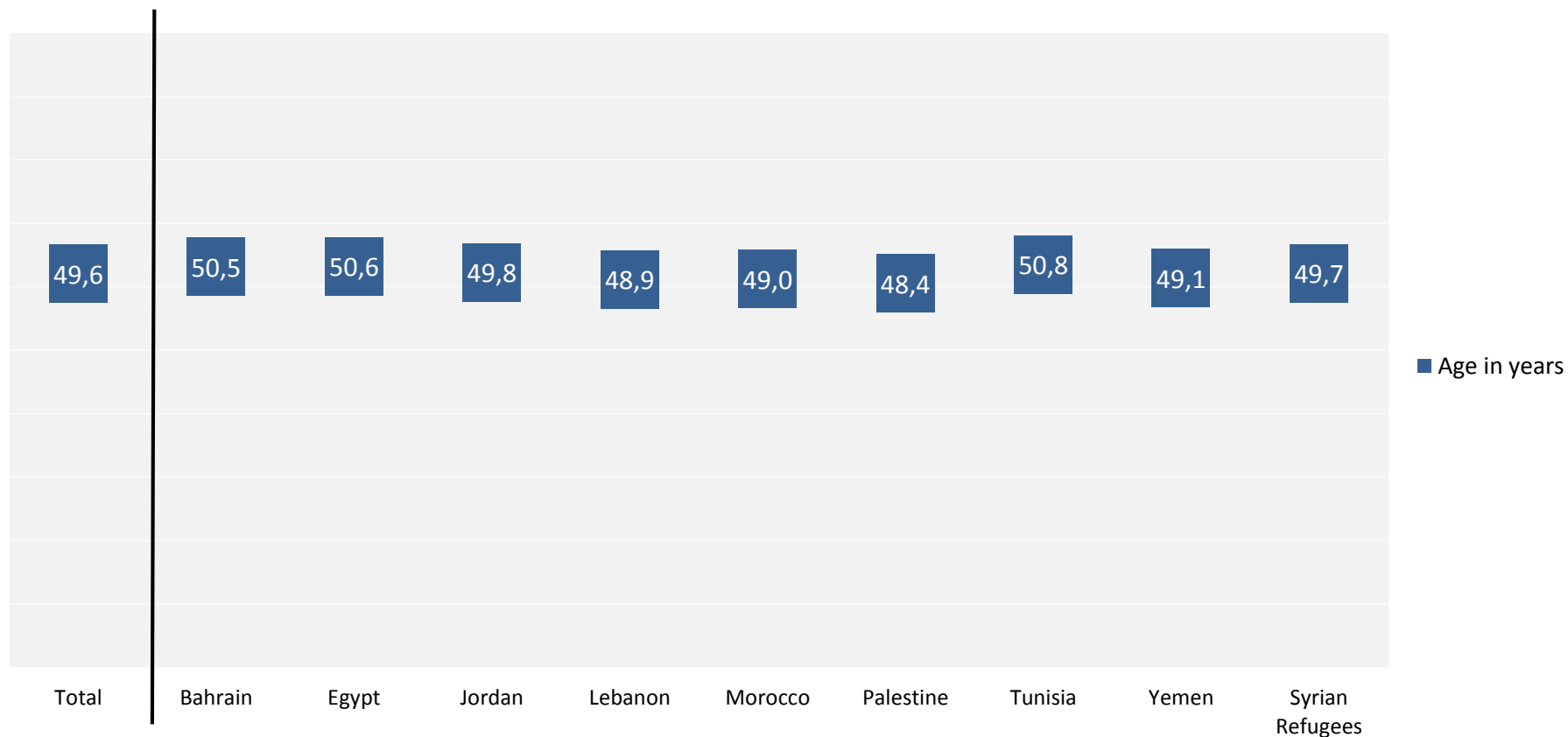
Mother alive



Q37: Is your mother still alive?

Universe: National population, 16 (18) to 30 years/
Values in percent

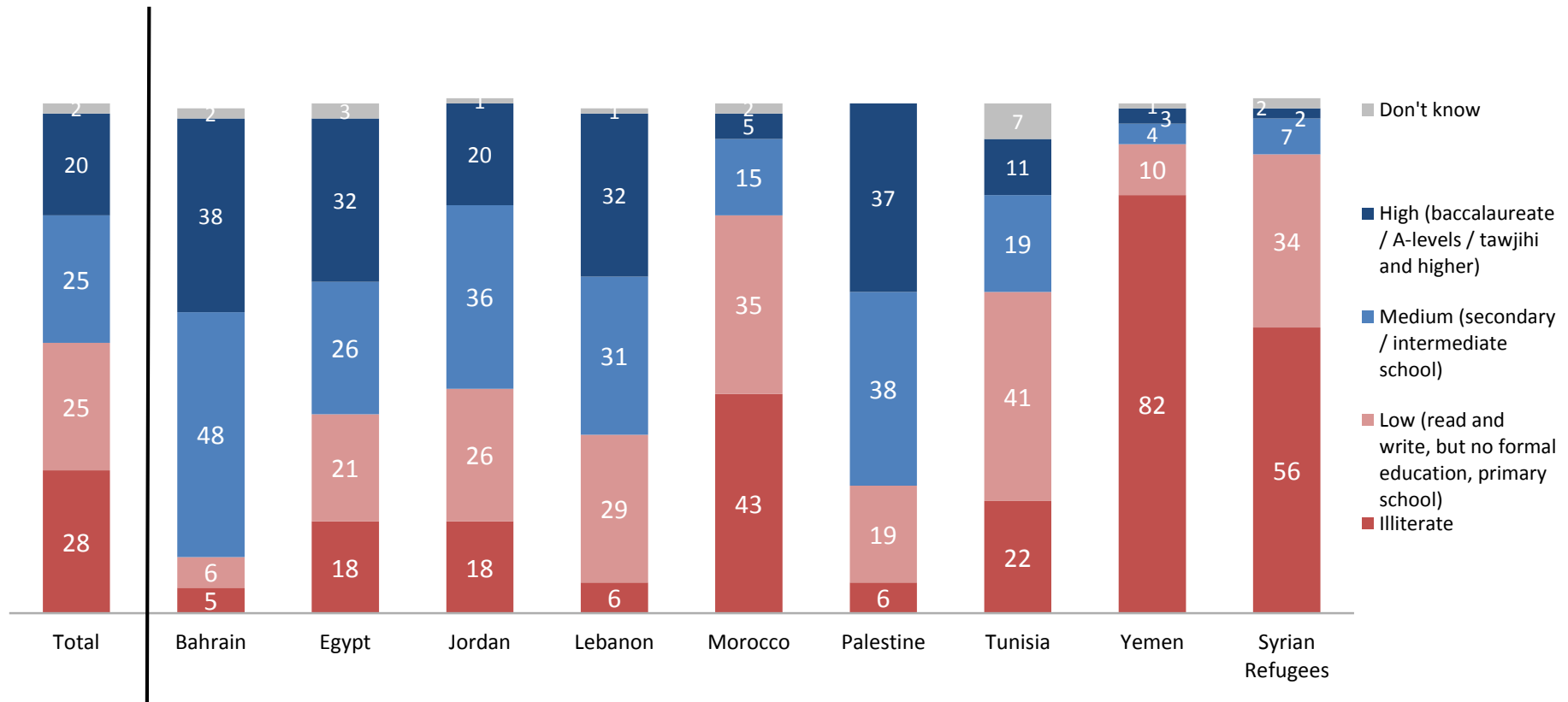
Mother's age



Q38: How old is your mother?

Universe: National population, 16 (18) to 30 years
Basis: Mother still alive (Q37)
Average values

Mother's highest level of education



Q39: What is / was her level of education (highest degree)?

Universe: National population, 16 (18) to 30 years/
Values in percent

Mother's occupation

	Total	Bahrain	Egypt	Jordan	Lebanon	Morocco	Palestine	Tunisia	Yemen	Syrian Refugees
State employee	5	13	10	5	2	1	4	5	3	0
Employee (with insurance)	3	8	2	2	8		3	2	0	1
Worker (no insurance, but continuous employment)	1	1	1	1	2	1	0	1	0	0
Remunerated labourer as part of a family business	1	2	1	0	1	1	1	0	0	1
Self-employed with higher education (medical doctor, etc.)	1	1	2	1	1	1	0	0	0	0
Self-employed without higher education, but qualification	1	1	1	0	1	1	0	2	1	0
Self-employed in agriculture	1		0	0	0	1	0	0	5	1
Self-employed in service sector (continuous work, unstable inc.)	1	0	1	0	2	0	0	1	1	
Day labourer (unstable employment, unstable income)	1		1	0	1	1	1	4		1
Jobless / work without income	80	19	79	88	82	89	91	83	95	96
Retired	2	14	2	3			0	1	1	
Other	5	41	2		0	5	0	1		0

Q40: What kind of different tasks / jobs did or does your mother do?
Multiple answers possible

Universe: National population, 16 (18) to 30 years
Average values

Mother's main occupation

	Total	Bahrain	Egypt	Jordan	Lebanon	Morocco	Palestine	Tunisia	Yemen	Syrian Refugees
State employee	5	13	10	5	2	1	4	5	3	0
Employee (with insurance)	3	8	2	2	7	0	3	2	0	1
Worker (no insurance, but continuous employment)	1	1	1	1	2	0	0	1	0	0
Remunerated labourer as part of a family business	1	2	1	0	1	1	0	0	0	1
Self-employed with higher education (medical doctor, etc.)	1	1	2	1	1	1	0	0	0	0
Self-employed without higher education, but qualification	1	1	1	0	1	1	0	2	1	0
Self-employed in agriculture	0		0	0	0	1	0	0	1	0
Self-employed in service sector (continuous work, unstable inc.)	1	0	1	0	2	0	0	1	0	
Day labourer (unstable employment, unstable income)	1		0	0	1	1	1	4		1
Jobless / Work without income	80	19	78	87	82	88	91	82	94	96
Retired	2	14	2	3				1		
Other	5	41	1			5		1		0

Universe: National population, 16 (18) to 30 years
Average values

Q41: And what is/was her main occupation? (Job held the longest)?

Mother's frequency of work



Q42: Concerning her main occupation, please tell me the....

Universe: National population, 16 (18) to 30 years/
Basis: Respondents whose mothers are not jobless (Q40,Q41)/
Average values

Form of payment - Mother

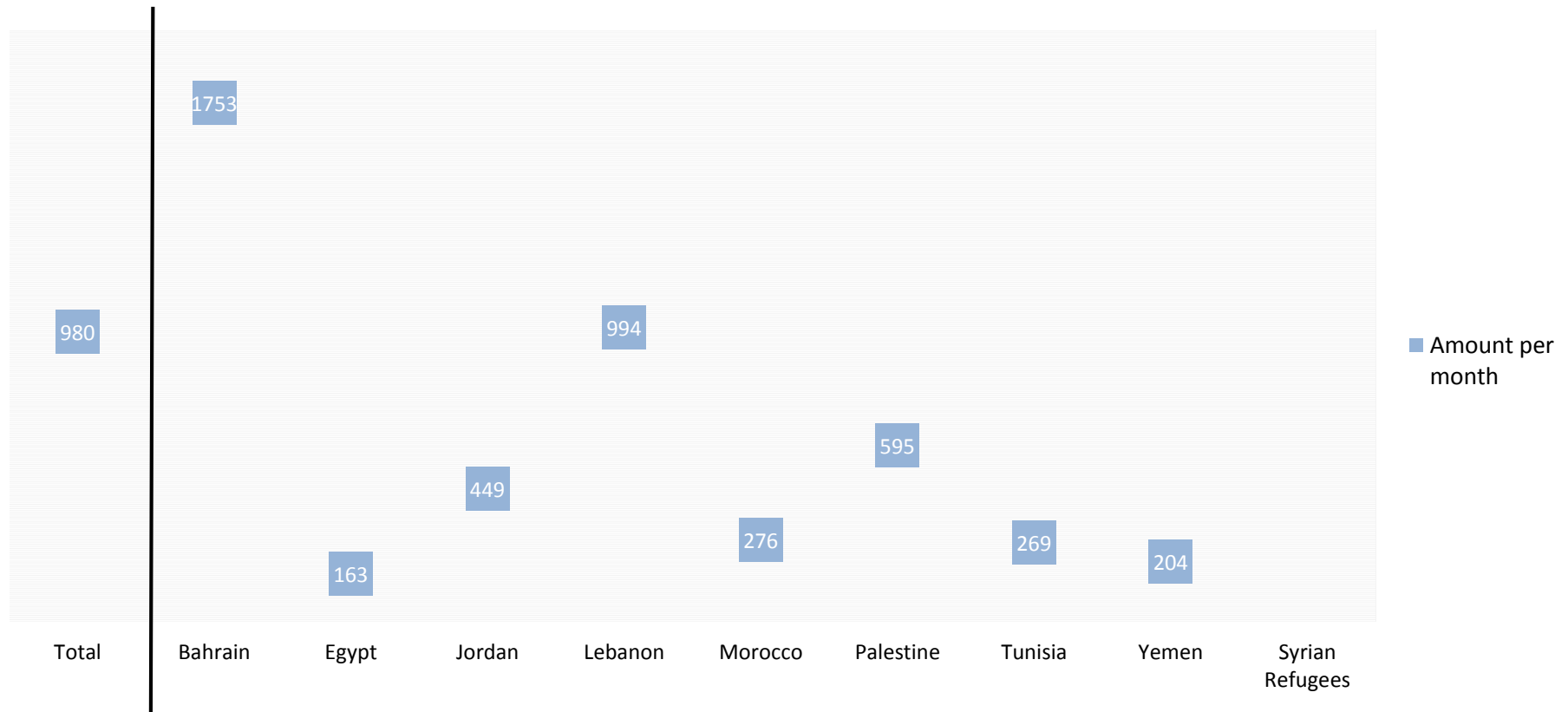
	Total	Bahrain	Egypt	Jordan	Lebanon	Morocco	Palestine	Tunisia	Yemen	Syrian Refugees
Paid per day	1	1	2	1	1	1	9	1	1	
Paid per week	1	0	1		1	3	1	0	0	
Paid every fortnight	1	0	3	2	0	1	3		0	
Paid per month	17	39	64	16	15	9	71	18	3	
Paid per season	0	0	1	1	0	1	3			
Paid per job / task	1	0	6		3	1	4	2	1	
Don't know	10	25	14	6	4	2	8	26	1	
Not paid	69	34	9	75	76	82	1	53	93	

Universe: National population, 16 (18) to 30 years/

Q43: What about her income? In her main occupation is she...

Basis: Respondents whose mothers are alive (Q37) and not jobless (Q40,Q41)/ Values in percent

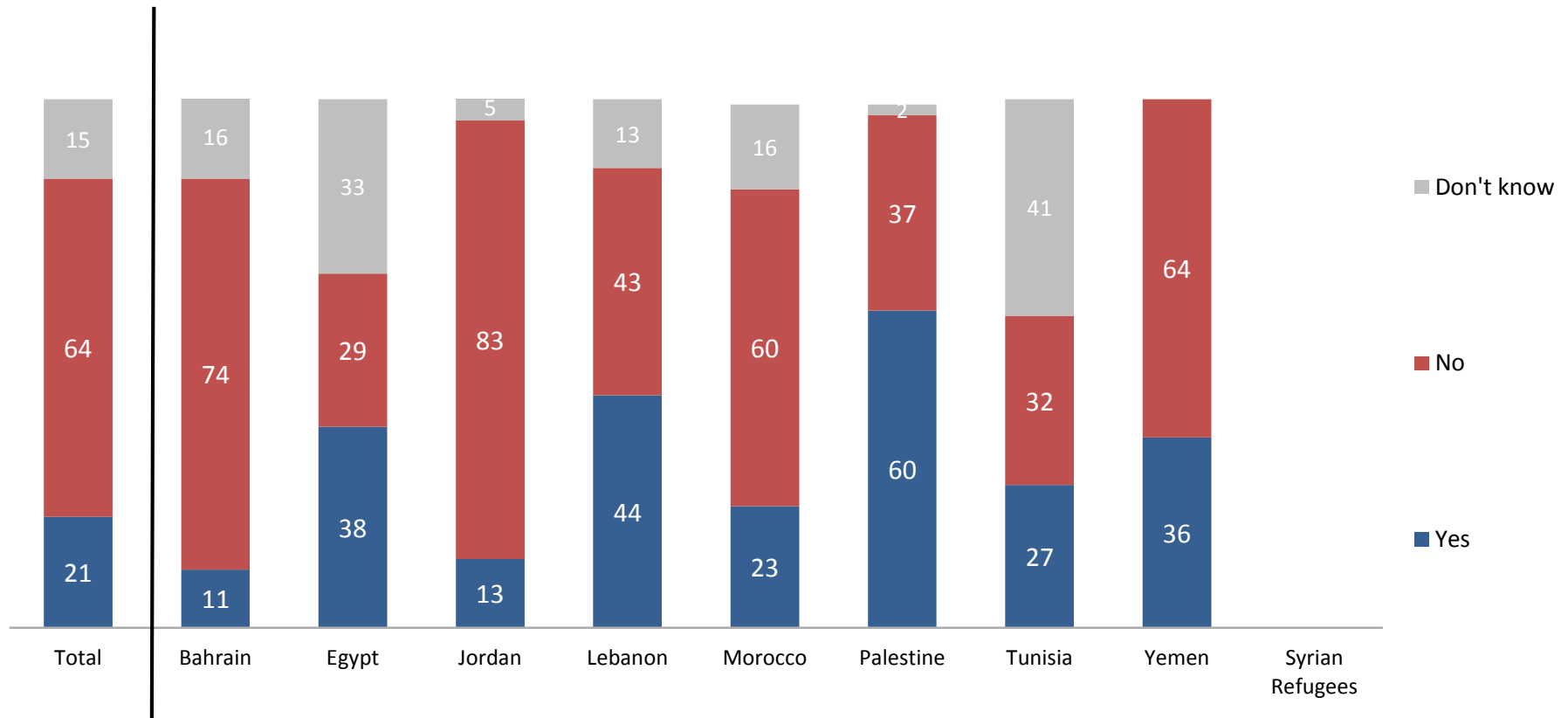
Mother's income (in Euro)



Q44: Can you please tell me how much she earns?

Universe: National population, 16 (18) to 30 years/
Basis: Respondents whose mothers are alive (Q37) and not jobless (Q40,Q41)/
Average values / Attention: in part small number of cases

Sickness payment – Mother

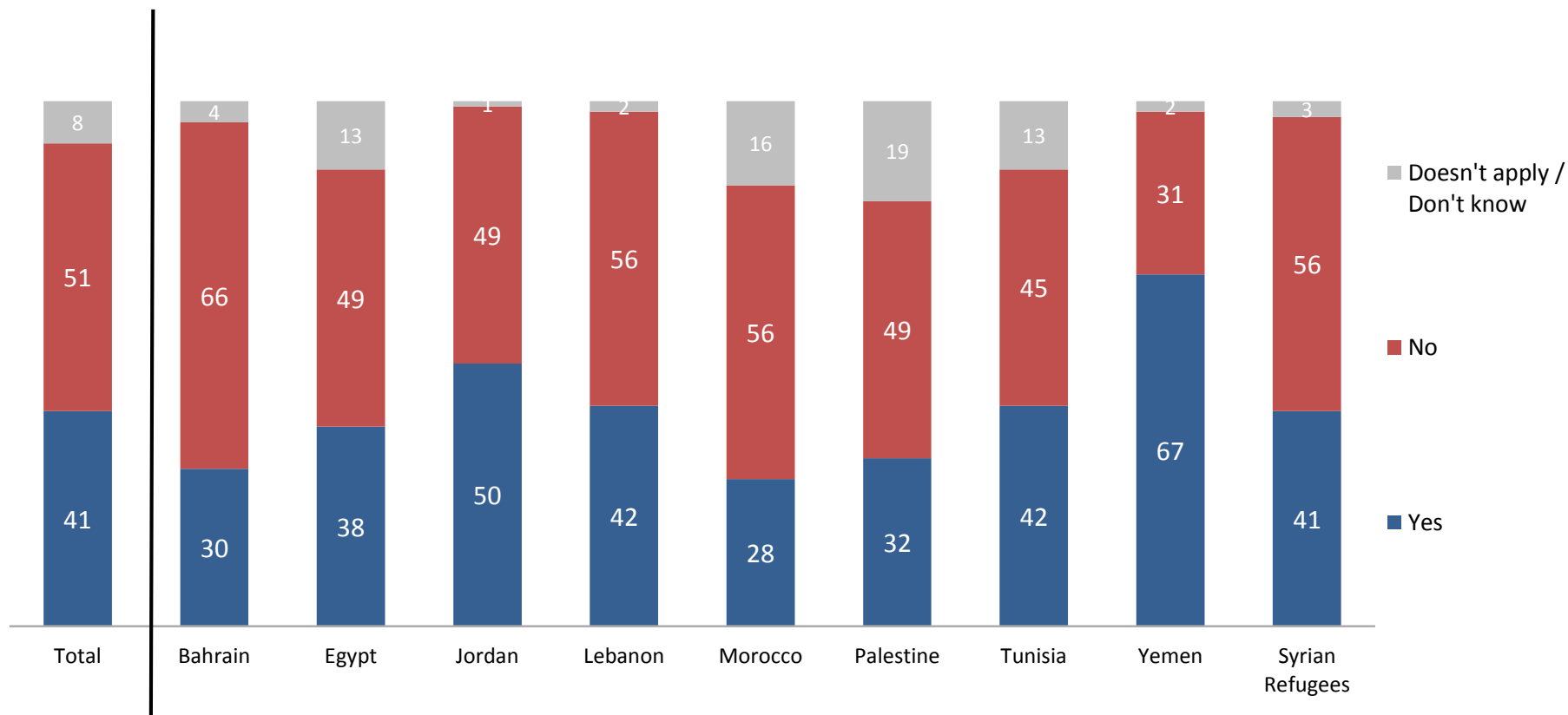


Q45: Does she receive continuous payment in case of sickness?

Universe: National population, 16 (18) to 30 years/
Basis: Mother alive (Q37) with paid job (Q41 + Q43)
Values in percent / Attention: in part small number of cases

CLASS ASSESSMENT

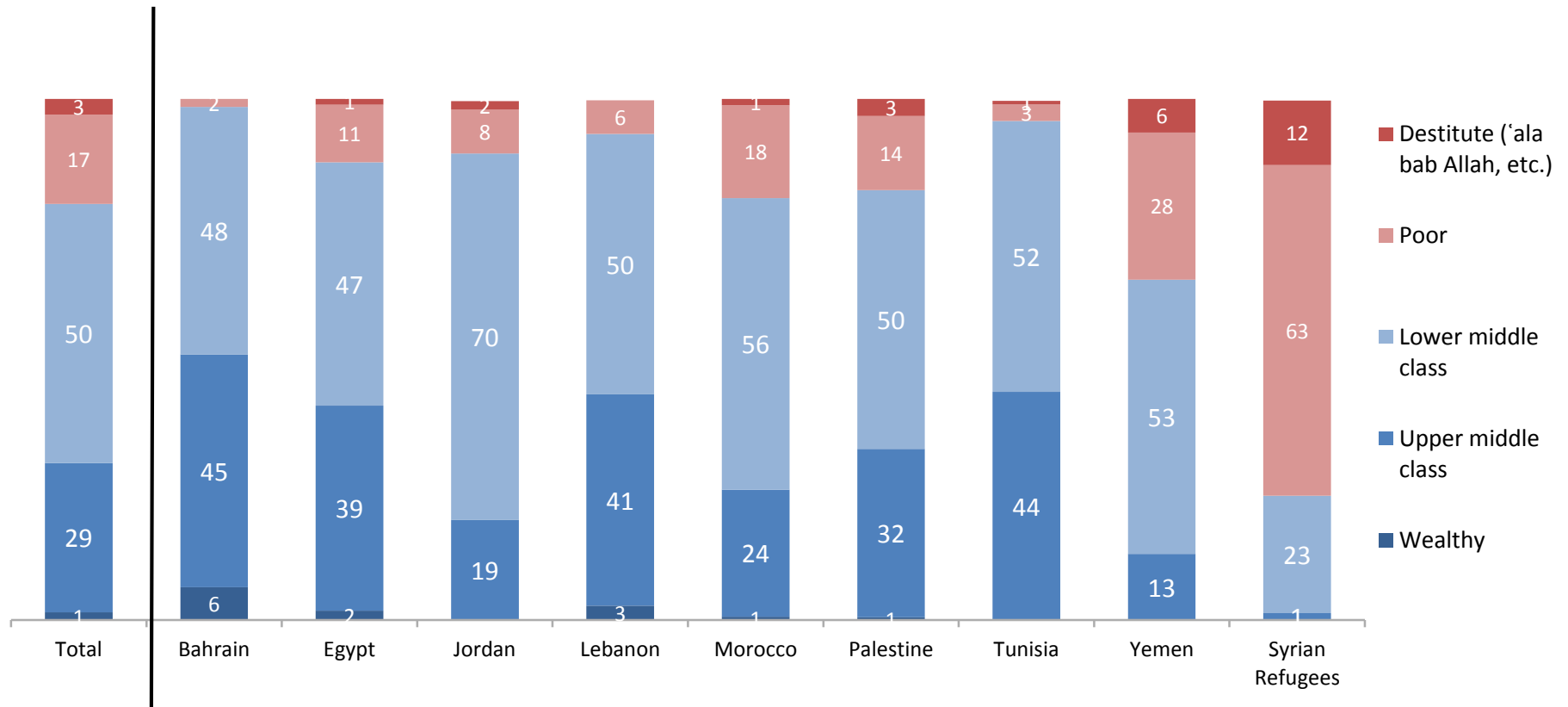
Part of the working class



Q46: Would you consider yourself as being part of the working class?

Universe: National population, 16 (18) to 30 years
Values in percent

Class assessment

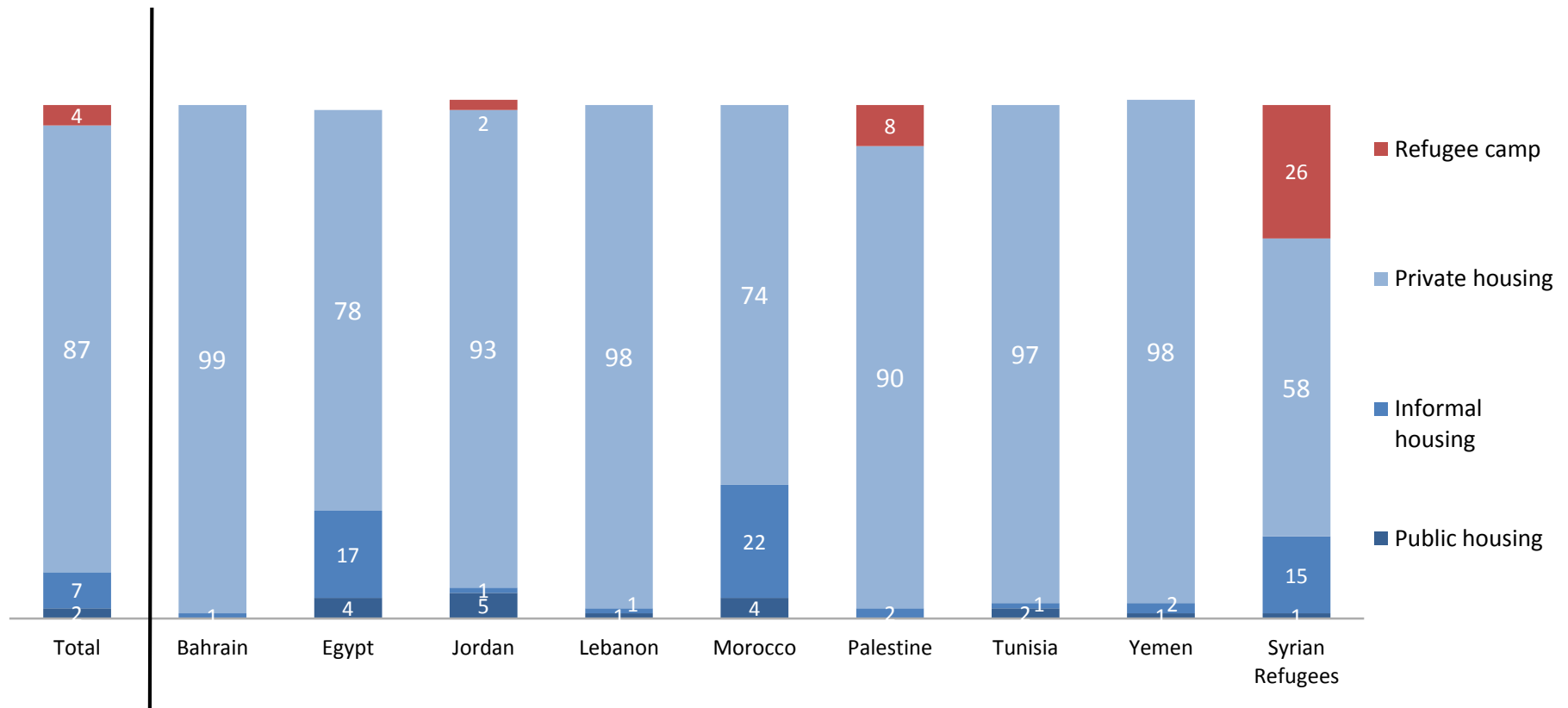


Q47: Class assessment: How would you describe your family?

Universe: National population, 16 (18) to 30 years/
Values in percent

HOUSING

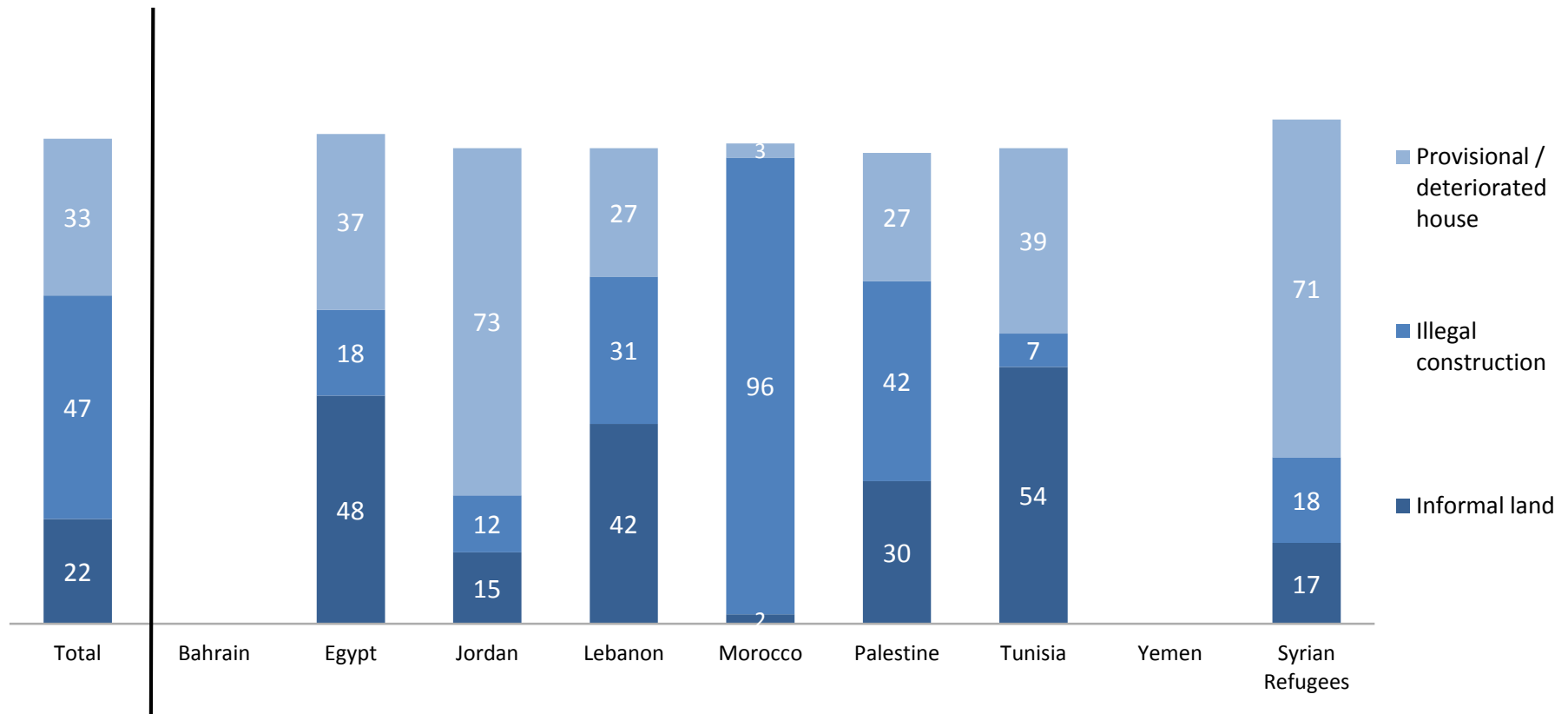
Neighbourhood



Q48: What kind of neighbourhood do you live in?

Universe: National population, 16 (18) to 30 years/
Values in percent

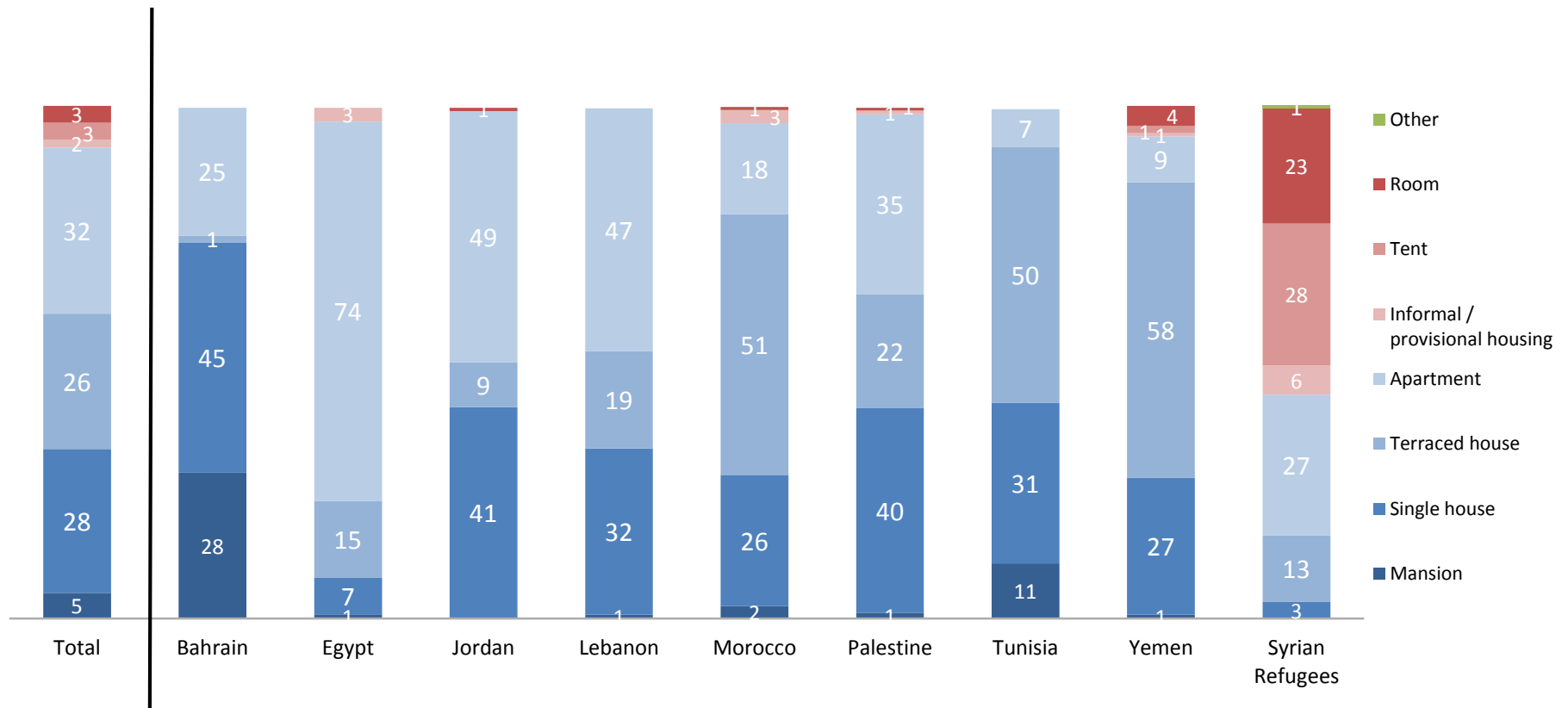
Informal housing type



Q49: What kind of informal housing type?
Multiple answers possible

Universe: National population, 16 (18) to 30 years
Basis: Respondents living in informal housing neighborhood (Q48)
Values in percent / Attention: in part small number of cases

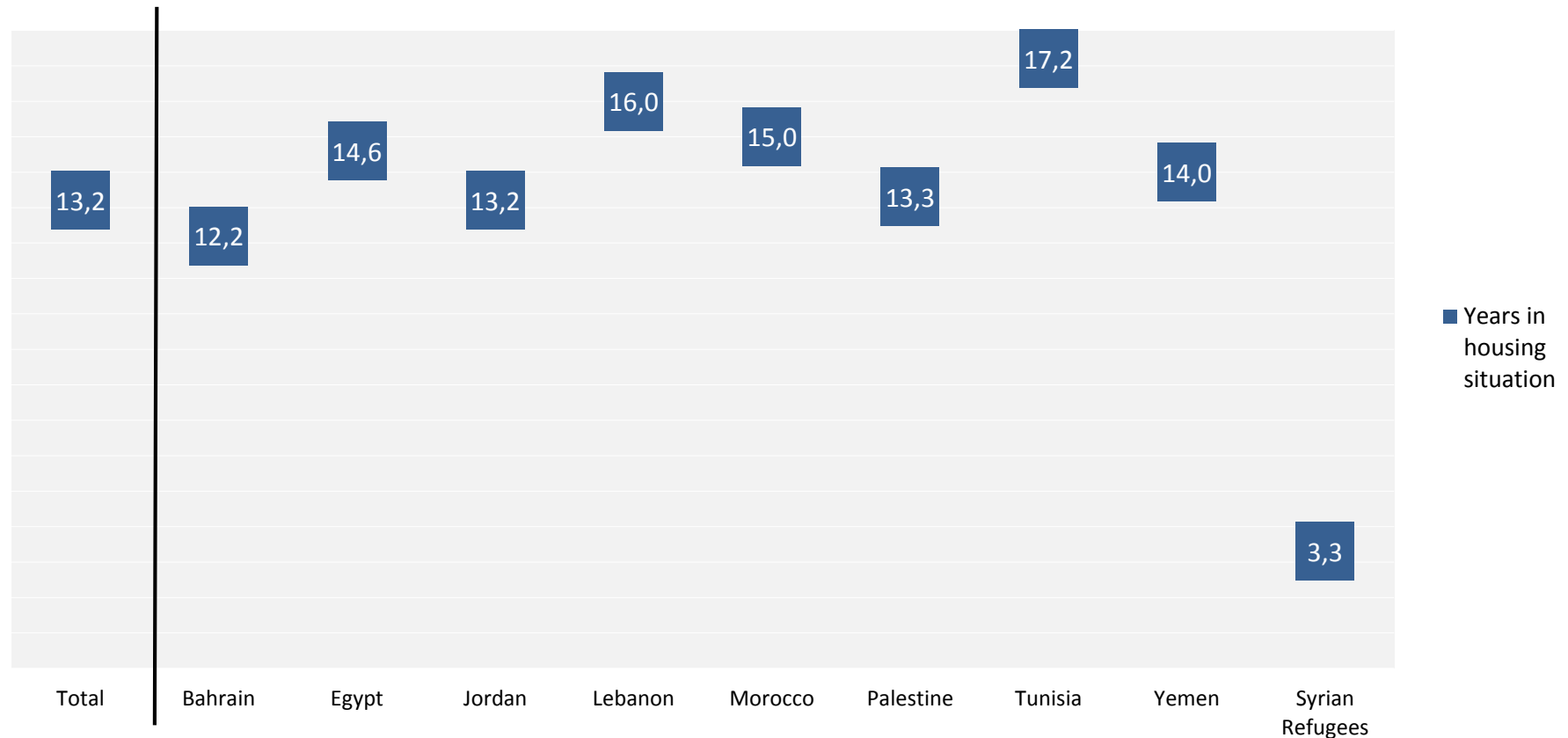
Type of housing / building



Q50: What kind of housing / building are you living in today?

Universe: National population, 16 (18) to 30 years/
Values in percent

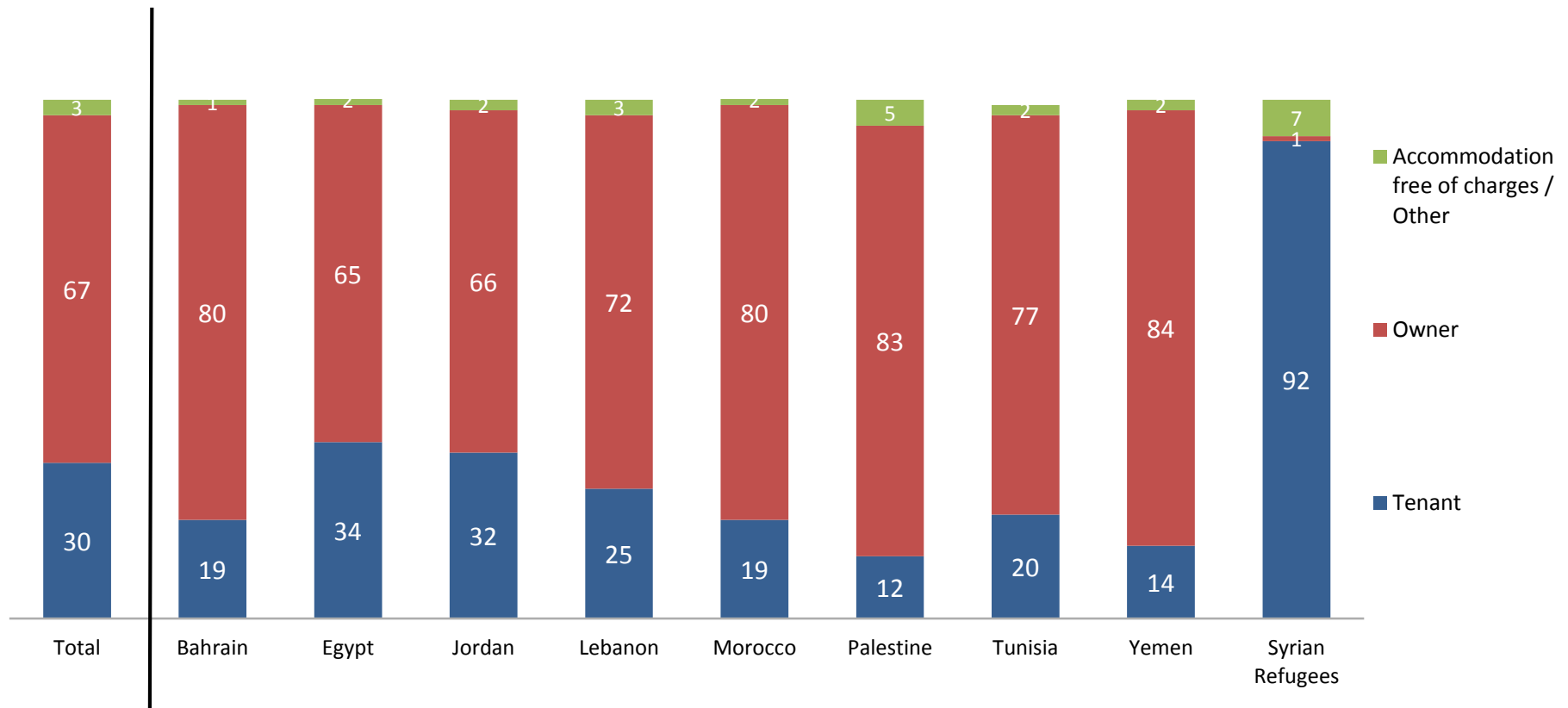
Years in housing situation



Q51: How many years have you personally been living in this housing situation?

Universe: National population, 16 (18) to 30 years/
Average values

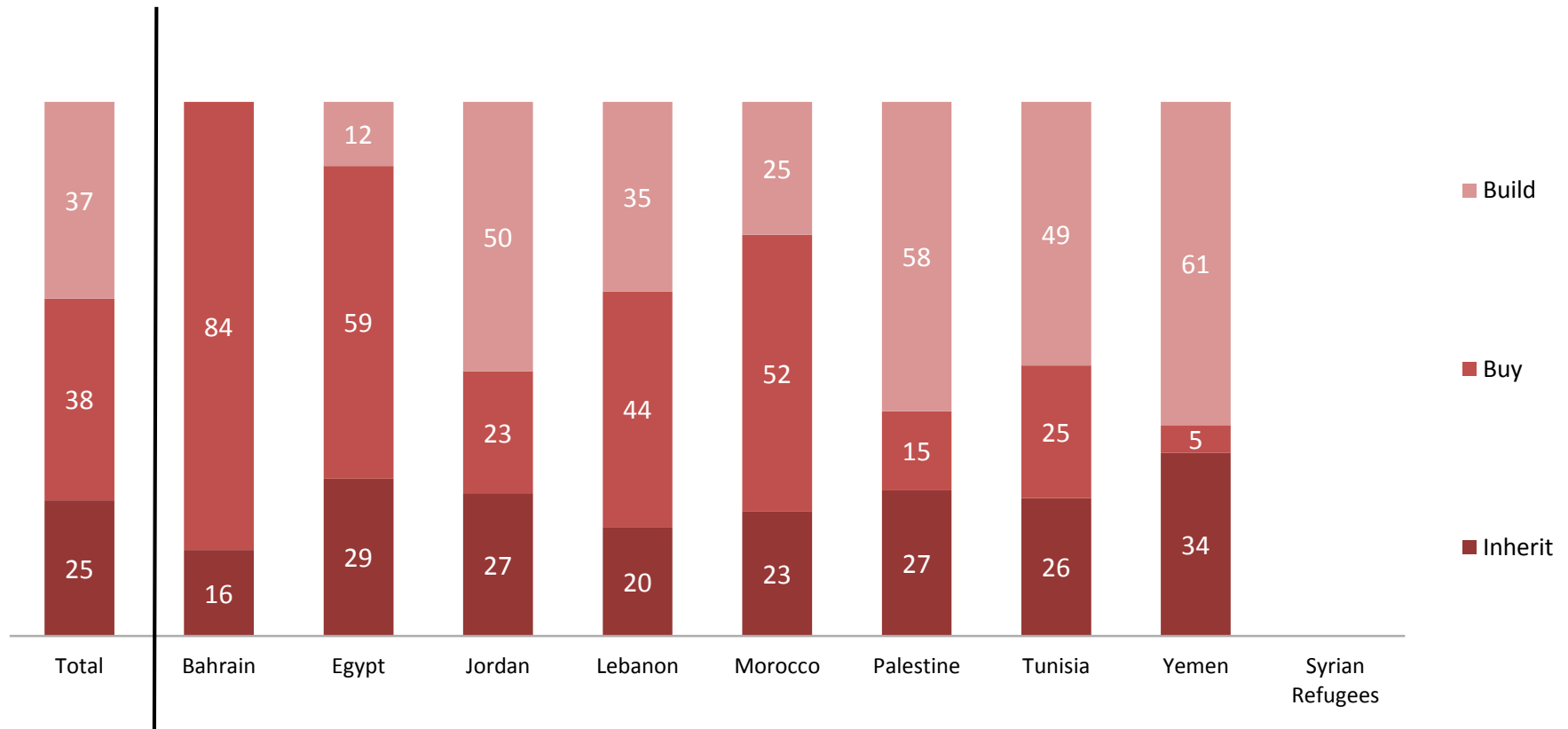
Tenant or owner



Q52: Are you / Is your head of household tenant or owner of the place you live in or are you living in accommodation provided free of charge by a company, institution or individual?

Universe: National population, 16 (18) to 30 years/
Values in percent

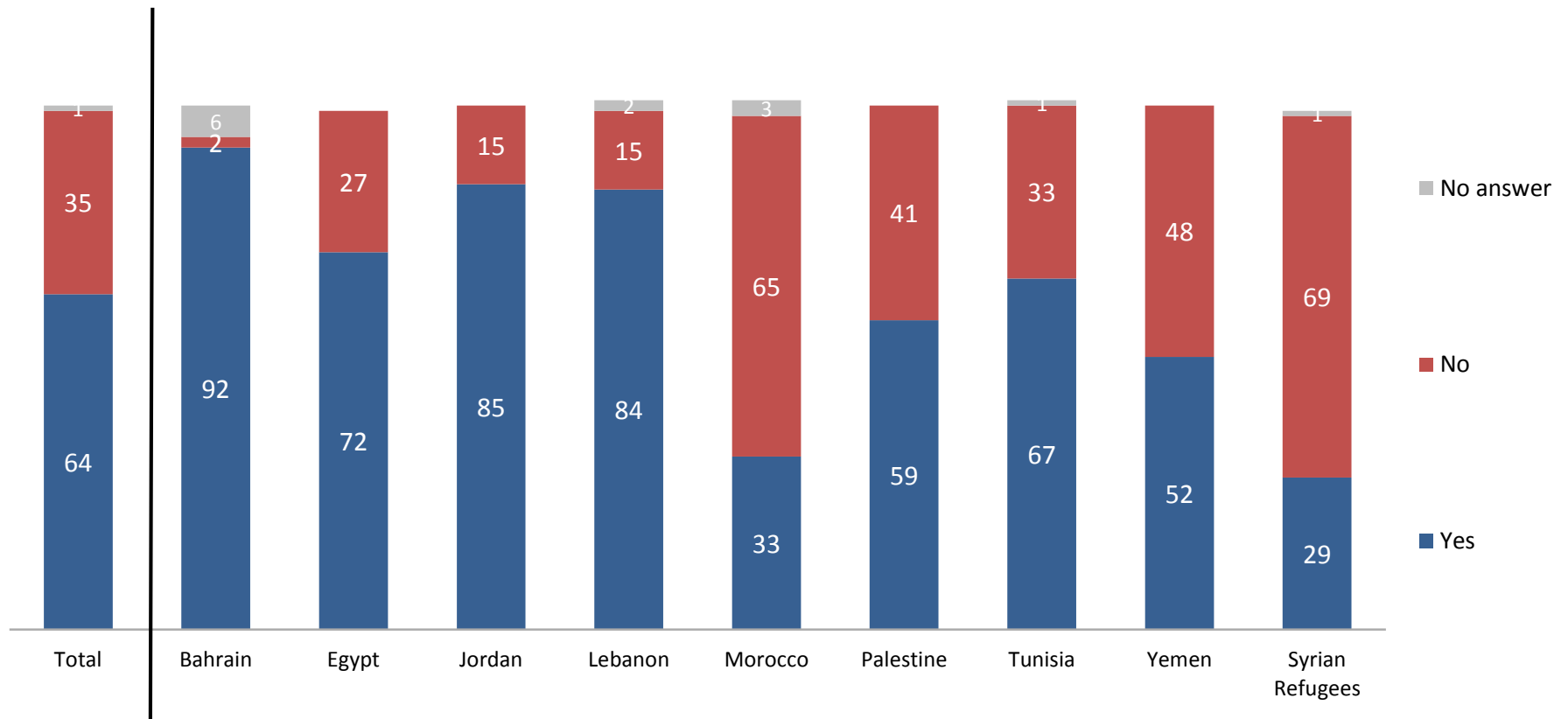
Own house



Q53: Did you inherit or buy the house / apartment or build the home?

Universe: National population, 16 (18) to 30 years
Basis: Owner of the place living in (Q52) /
Values in percent

Own room



Q54: Do you have a room for yourself?

Universe: National population, 16 (18) to 30 years
Values in percent

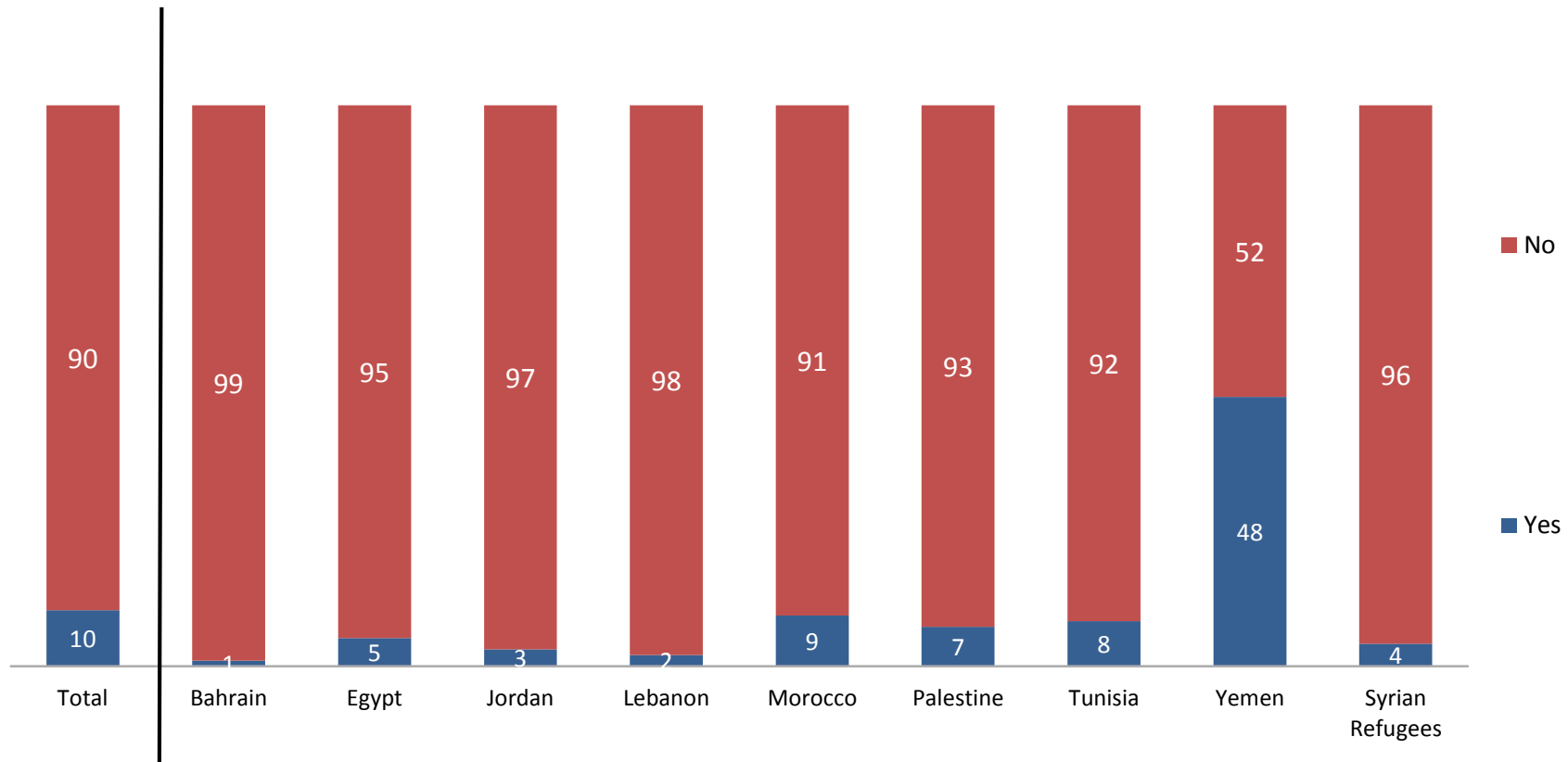
Items available in household

	Total	Bahrain	Egypt	Jordan	Lebanon	Morocco	Palestine	Tunisia	Yemen	Syrian Refugees
Tap water	91	100	99		99	93	100	99	51	88
Electricity	94	100	98		98	97	100	99	63	98
WC	96	99	95		98	96	99	99	84	94
Separate kitchen	93	100	94		98	85	97	99	89	78
Stove	95	100	90		98	98	99	91	95	93
Television	94	99	97		97	97	98	99	76	86
Satellite antenna	85	99	81		89	92	93	98	70	62
Refrigerator	81	100	97		88	97	97	98	38	34
Computer / laptop / tablet	53	99	73		76	35	60	65	14	3
Internet access	47	100	58		74	22	61	48	6	10
Air conditioning	34	99	26		55	13	21	43	10	1
Moped, motorcycle	13	4	6		13	26	5	22	16	9
Car / pick-up / lorry / etc.	37	99	18		76	22	27	30	21	2

Q55: Which of the following items do you have available in your household?
Multiple answers possible

Universe: National population, 16 (18) to 30 years/
Percentages

Livestock owned



Q56: Does your household own livestock?

Universe: National population, 16 (18) to 30 years/
Values in percent

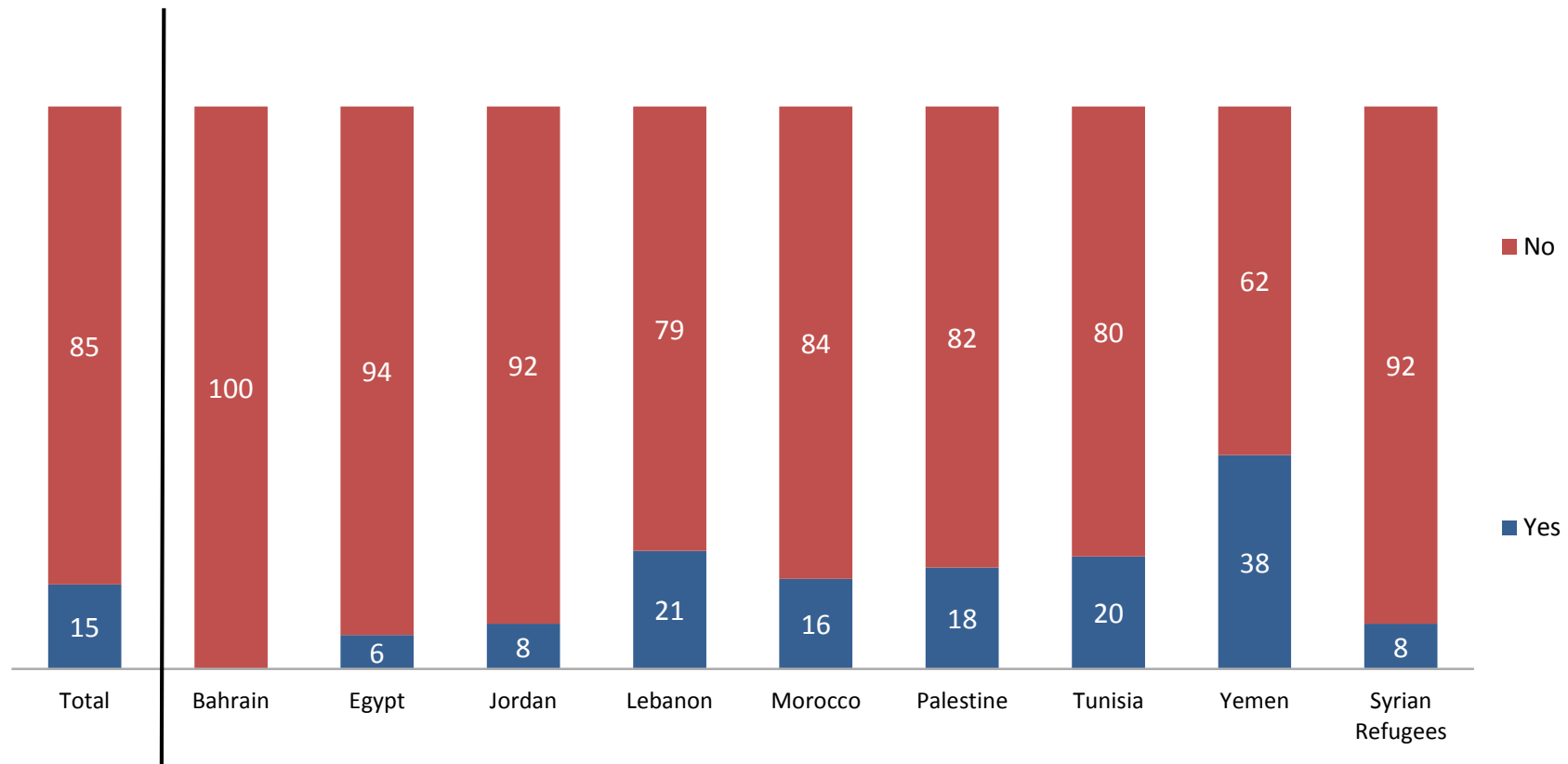
Number of animals owned

	Total	Bahrain	Egypt	Jordan	Lebanon	Morocco	Palestine	Tunisia	Yemen	Syrian Refugees
Sheep	6,5		1,0	13,1	12,2	12,1	5,2	22,6	2,6	8,9
Goats	2,7		0,5	3,9	0,3	2,4	4,1	2,3	2,0	15,2
Chicken	5,9		22,1	8,4	14,9	9,4	6,9	7,6	2,1	11,6
Cows	2,2		0,6	0,3	1,2	3,5	0,3	14,1	0,6	0,8
Horses	0,1			0,3	0,1	0,4		0,1		0,1
Donkeys	0,4		0,2	0,2	0,1	0,8	0,2	0,1	0,5	
Mules	0,1					0,9	0,1			
Dromedaries, Camels										
Water buffalos			0,4	0,4						
Rabbits	0,5		1,9	1,9	0,9	0,1	2,0	0,2	0,1	0,4
Pigeons	1,8		6,7		1,1	1,7	6,7	1,4	0,6	3,9
Other	2,5		0,2			1,6	3,5	0,3	3,6	0,1

Universe: National population, 16 (18) to 30 years / Basis: Respondents owning livestock (Q56) / Number on average / Attention: in part small number of cases

Q57: Can you please tell me how many animals you own?

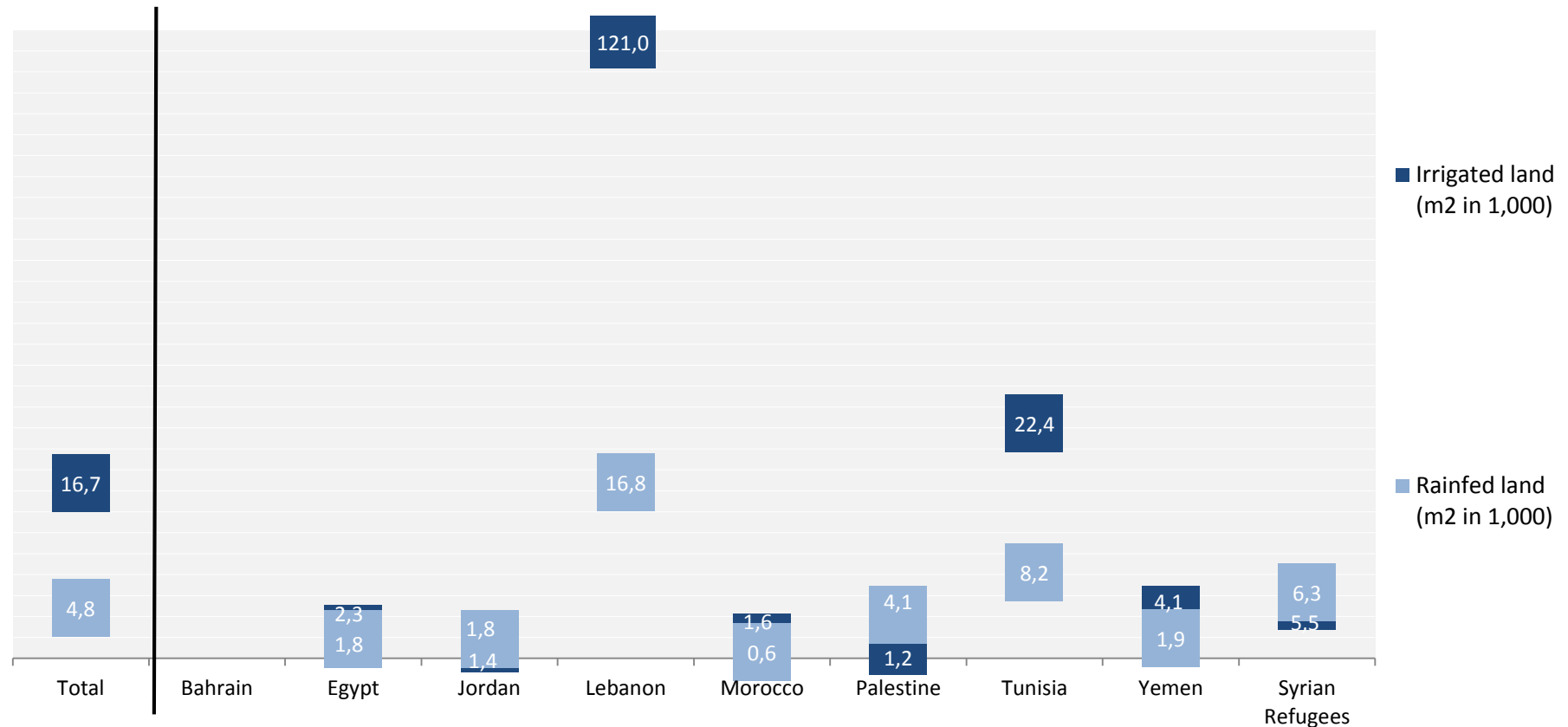
Agricultural land owned



Q58: Does your household own agricultural land?

Universe: National population, 16 (18) to 30 years/
Values in percent

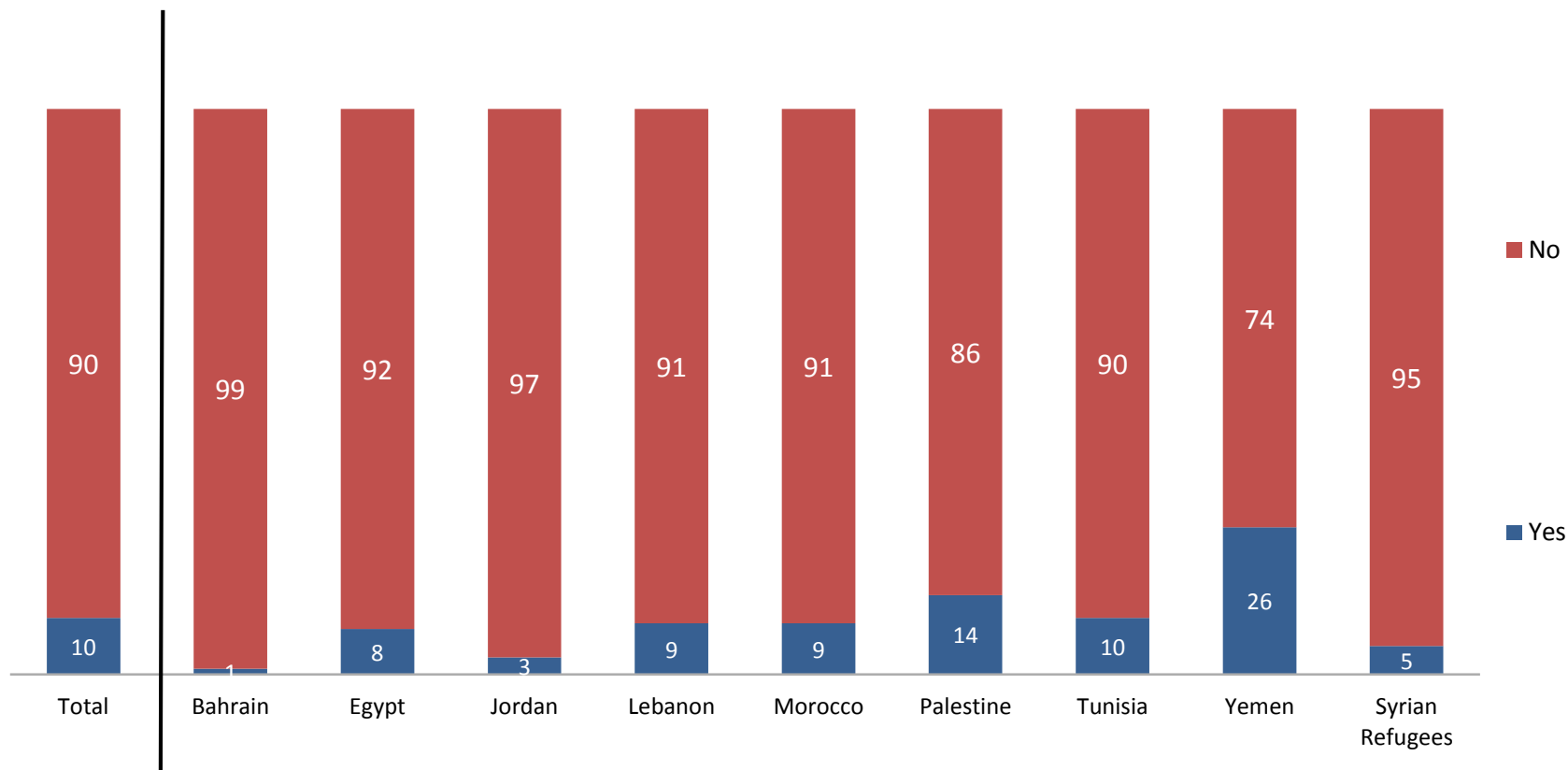
Size of agricultural land owned



Q59: Can you please tell me how much agricultural land you own?

Universe: National population, 16 (18) to 30 years/
Basis: Respondents that own agricultural land (Q58)
Values in percent / Attention: in part small number of cases

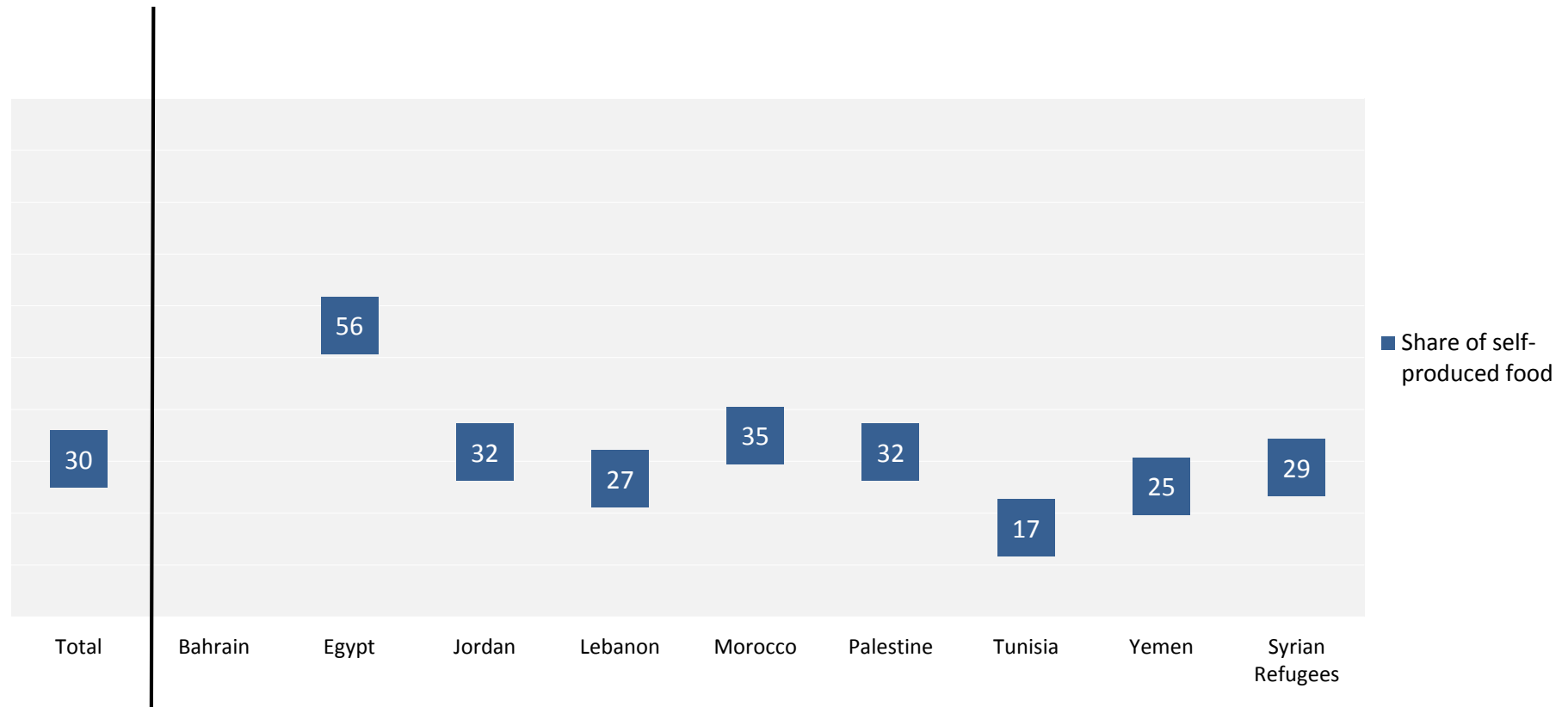
Producing food for own consumption



Q60: Does your household currently produce food for its own consumption?

Universe: National population, 16 (18) to 30 years/
Values in percent

Self-produced food for consumption

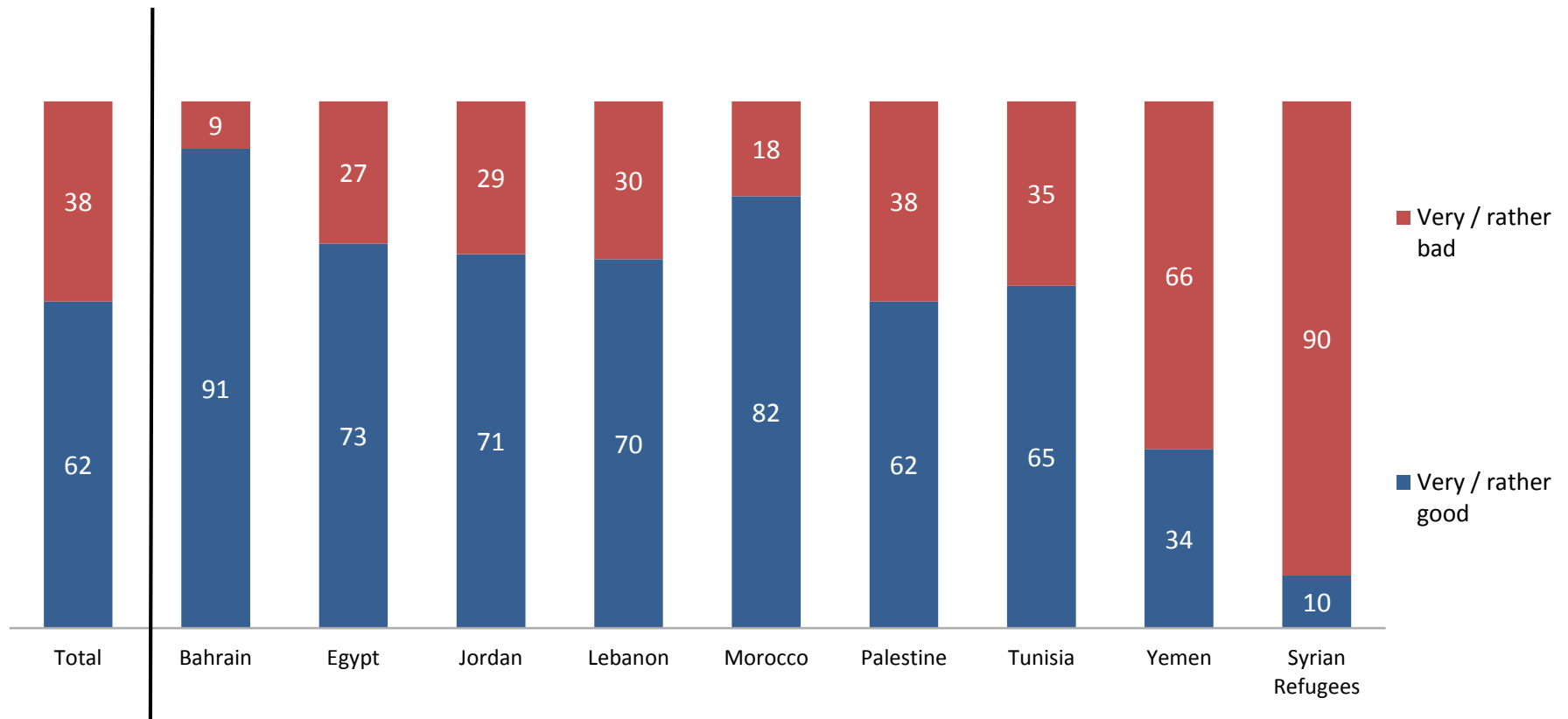


Q61: How large is its share, when you consider the total food expenditure?
Please give a rough estimate.

Universe: National population, 16 (18) to 30 years
Respondents living in household that produces own food (Q60)
Values in percent / Attention: in part small number of cases

ECONOMY

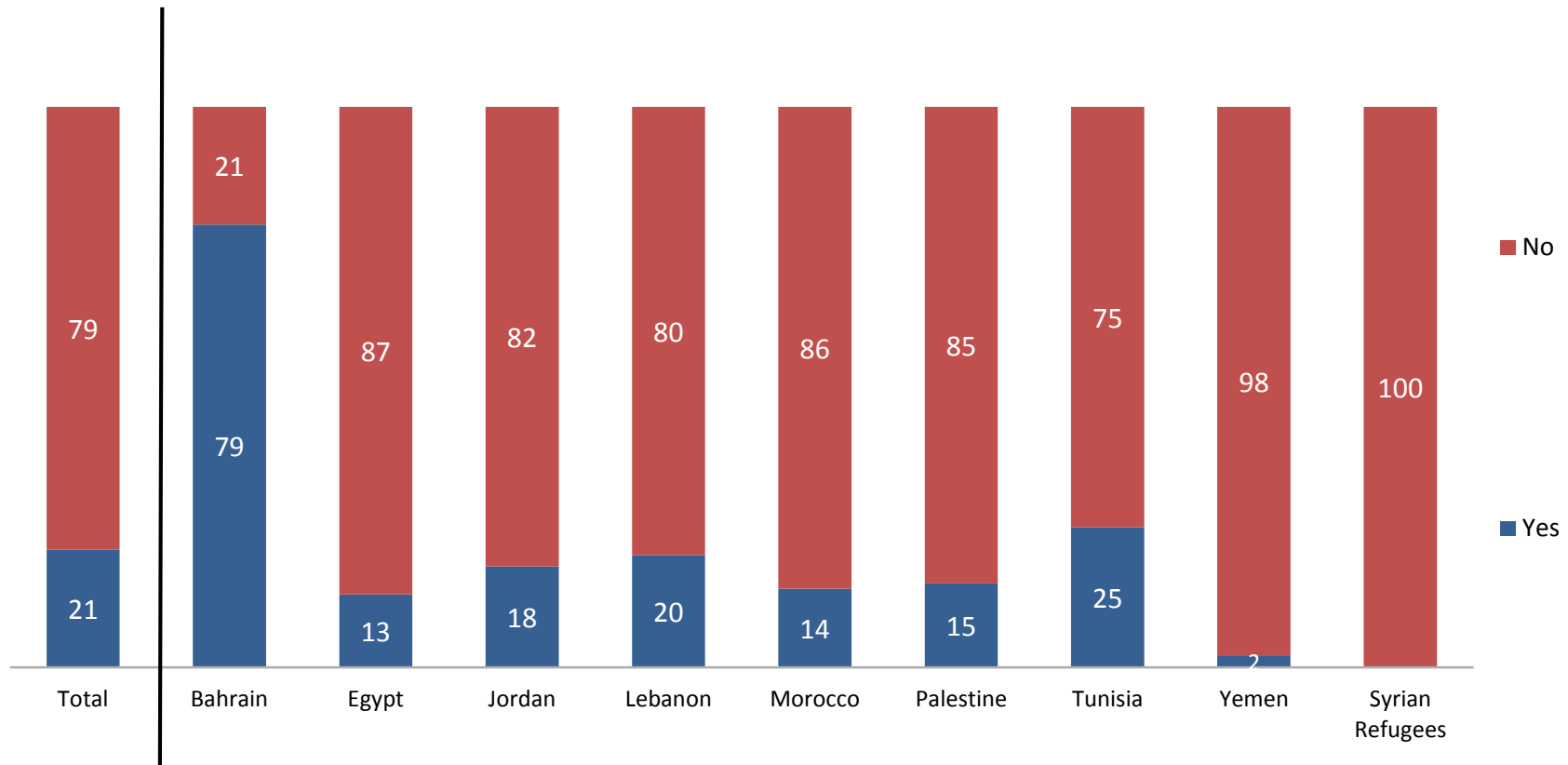
Personal economic situation today



Q62: How would you assess your personal economic situation today?

Universe: National population, 16 (18) to 30 years/
Values in percent

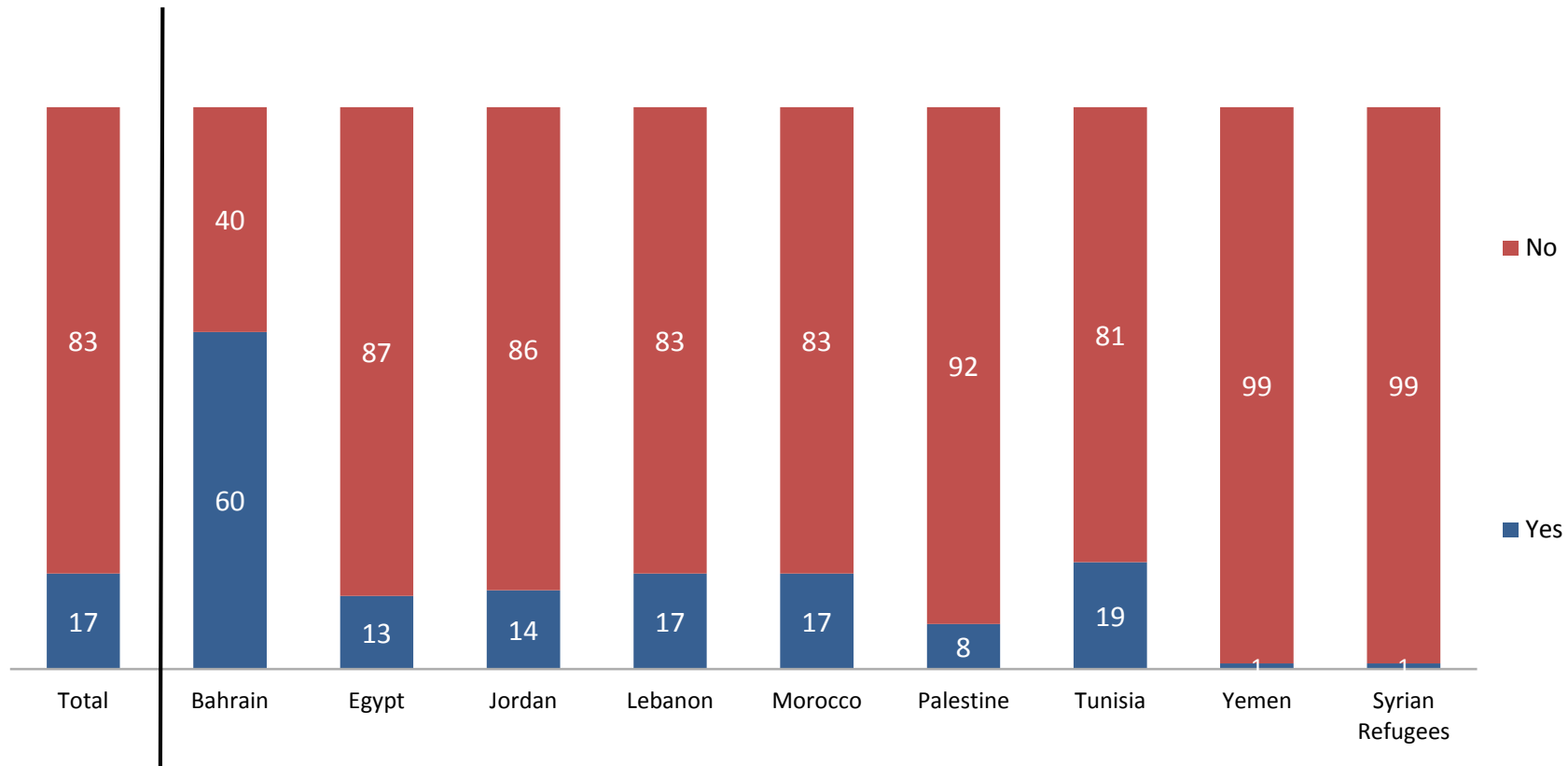
Own private bank or postal account



Q63: Do you possess a private bank or postal account?

Universe: National population, 16 (18) to 30 years/
Values in percent

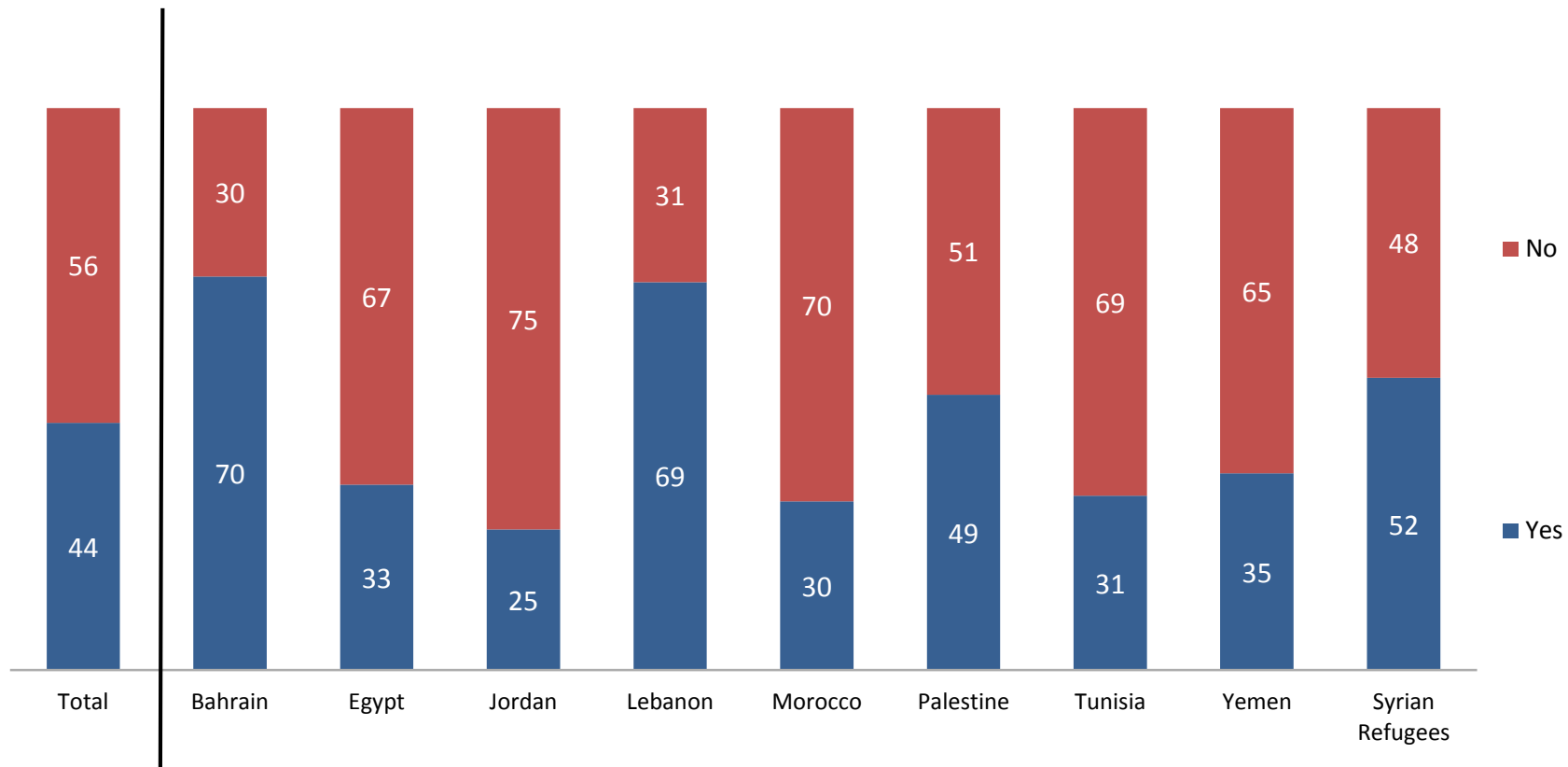
Own credit card



Q64: Do you possess a private credit card?

Universe: National population, 16 (18) to 30 years/
Values in percent

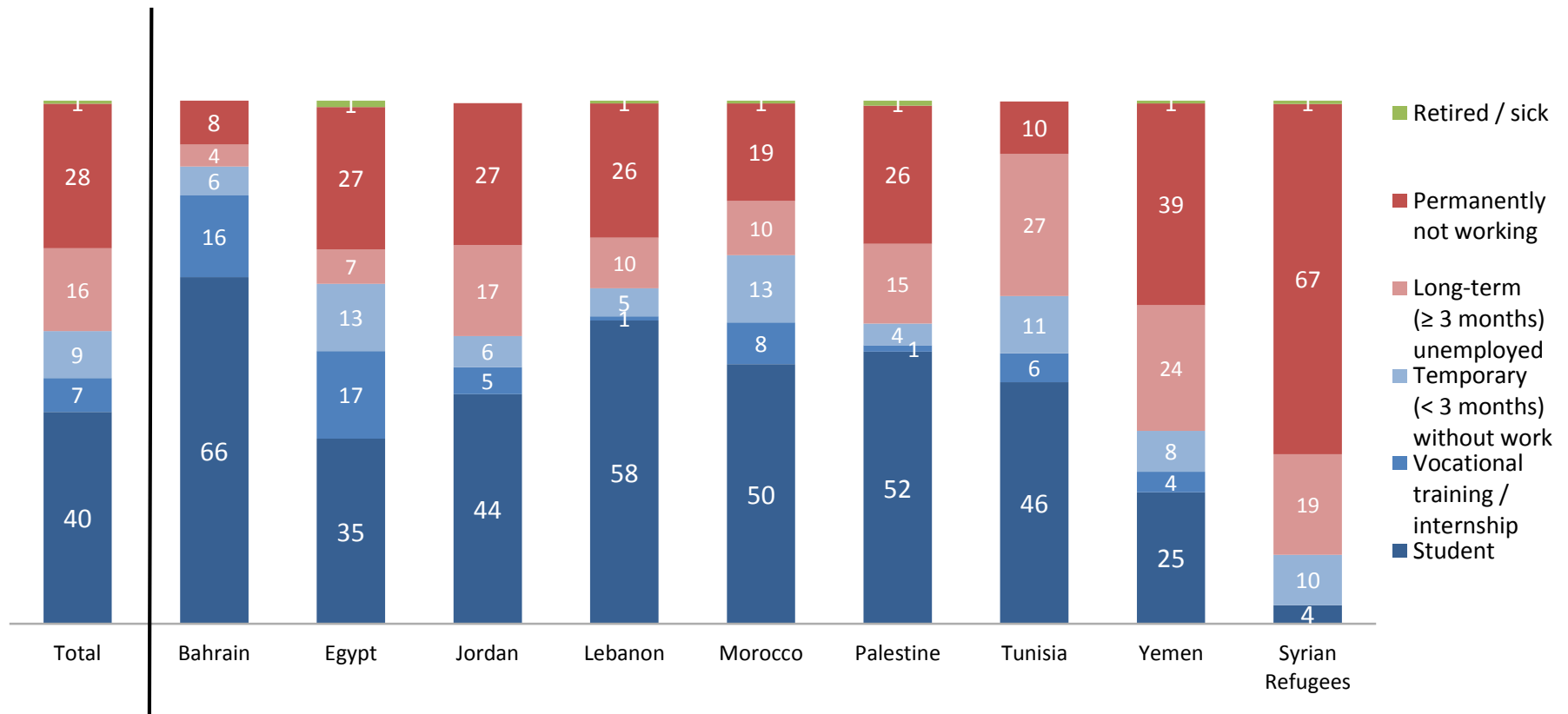
Availability of money



Q65: Do you personally have some money available, either from working, from your family or from other sources?

Universe: National population, 16 (18) to 30 years/
Values in percent

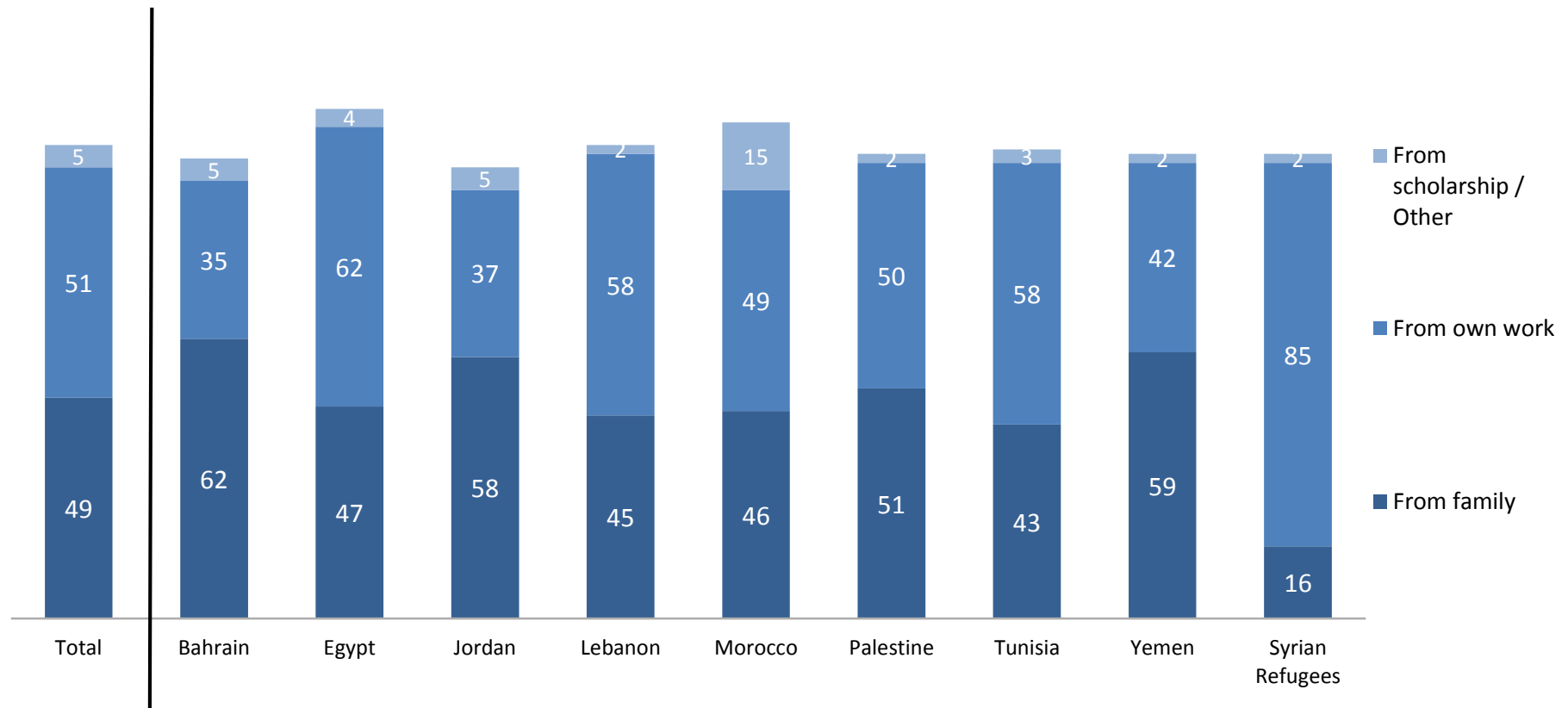
No money at disposal – current situation



Q66: If you do not have any money at your disposal, can you please indicate your situation?

Universe: National population, 16 (18) to 30 years/
Basis: Respondents with no money available (Q65)/
Values in percent

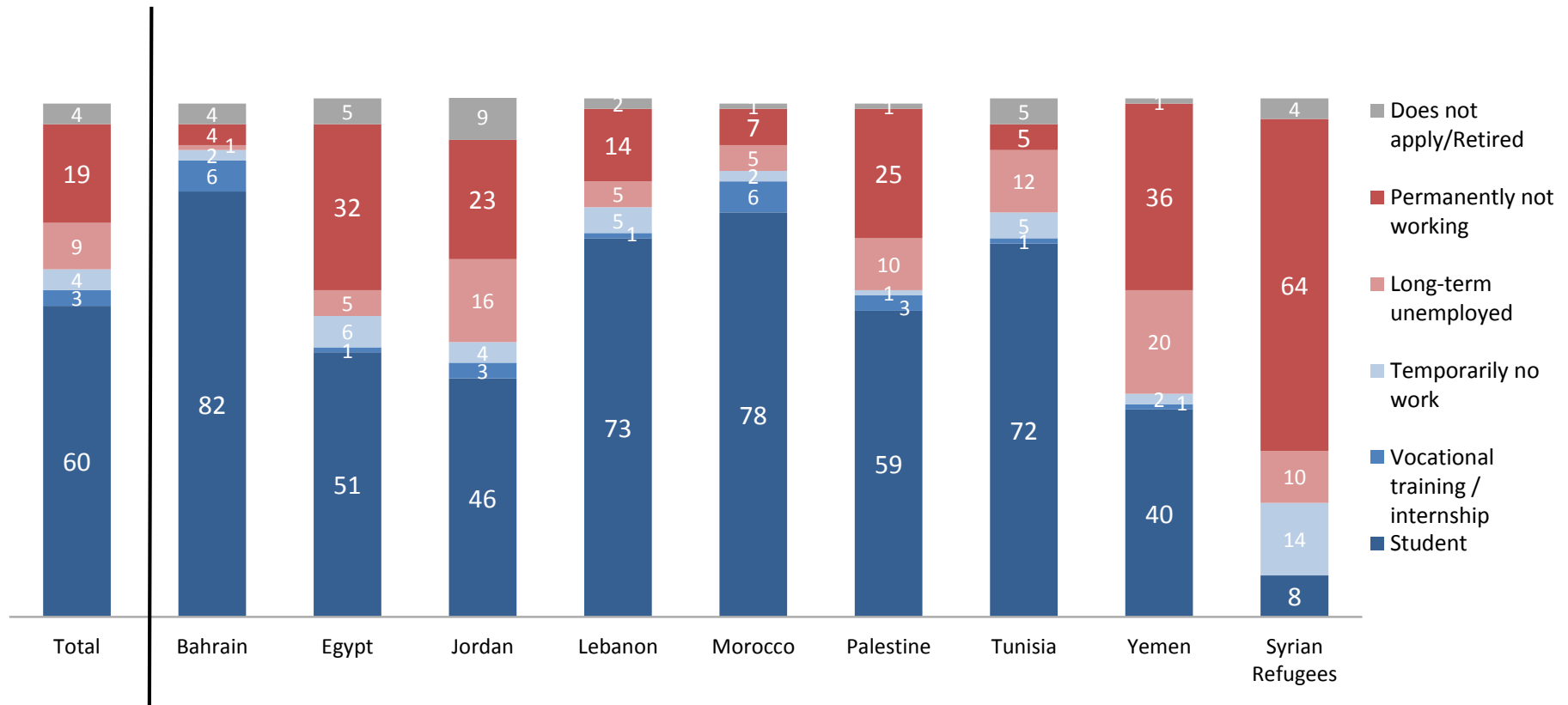
Sources of budget



Q67: What are the different sources of your budget?
Multiple answers possible

Universe: National population, 16 (18) to 30 years/
Basis: Respondents with money available (Q65)/
Values in percent

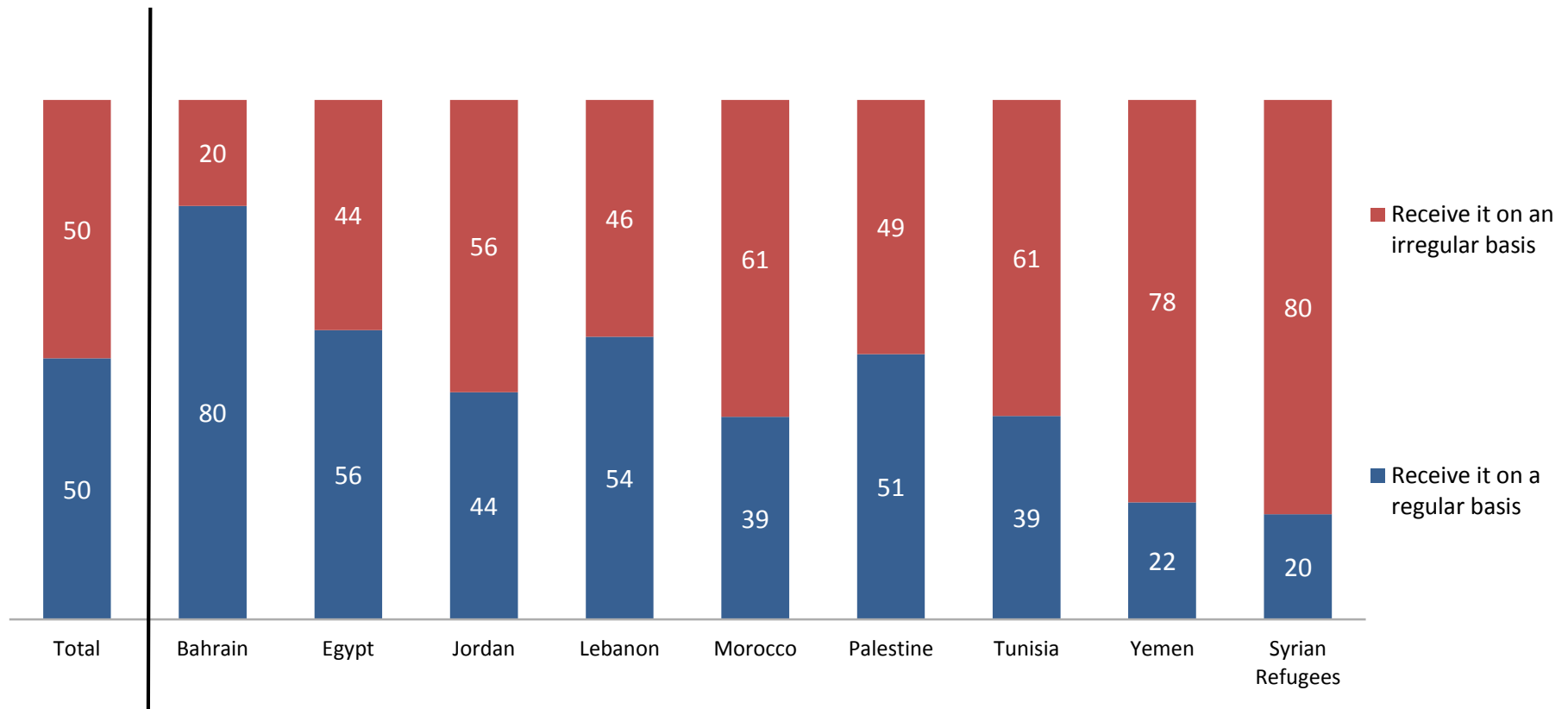
Reason for receiving transfers/ budget support



Q68: If the only source for your budget is your family or transfers from other persons / institutions, could you please describe your situation?

Universe: National population, 16 (18) to 30 years/
Basis: Respondents with sources of budget not from own work (Q67)/
Values in percent

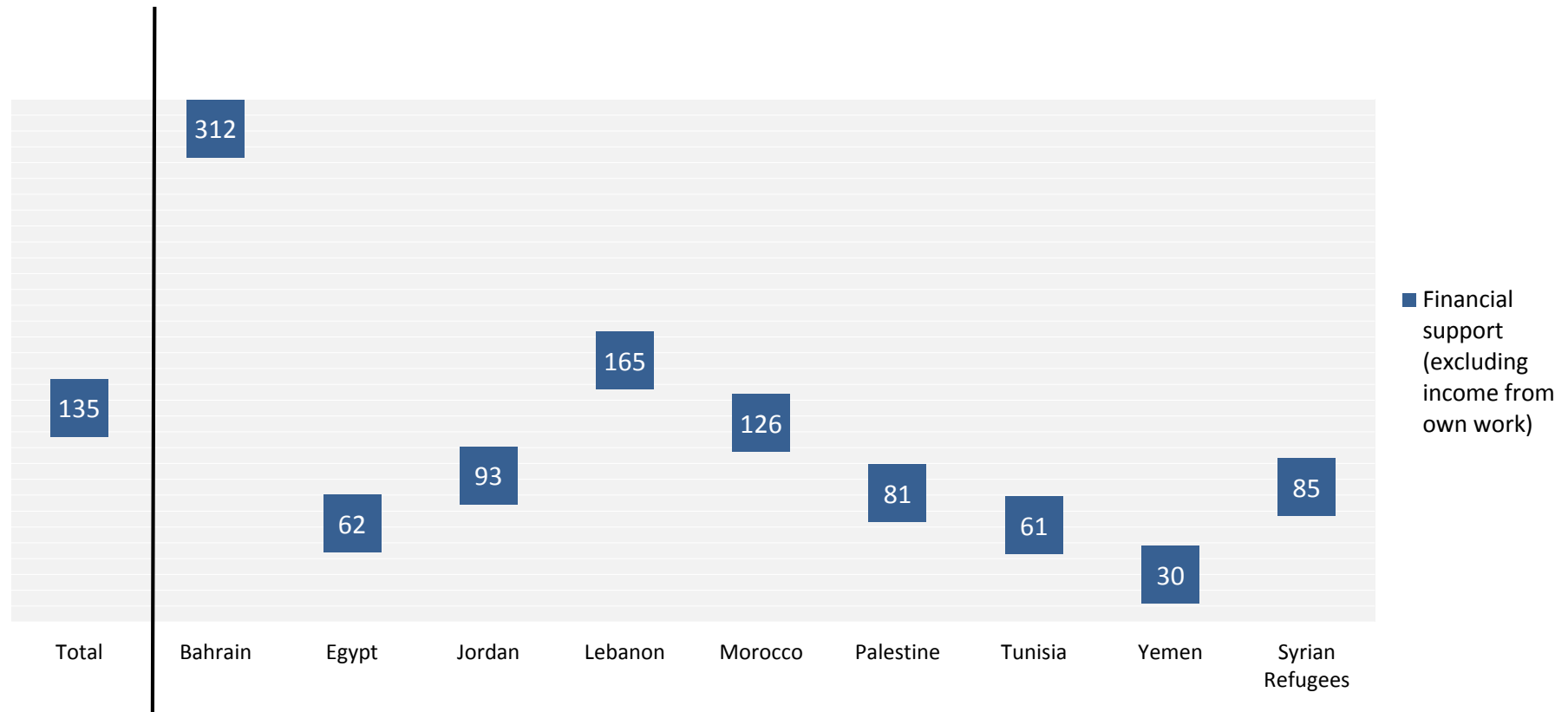
Regular or irregular financial support



Q69: You said you receive money from the family or from other sources (excluding income from your own work). Do you ...?

Universe: National population, 16 (18) to 30 years/
Basis: Respondents with sources of budget (Q67)/
Values in percent

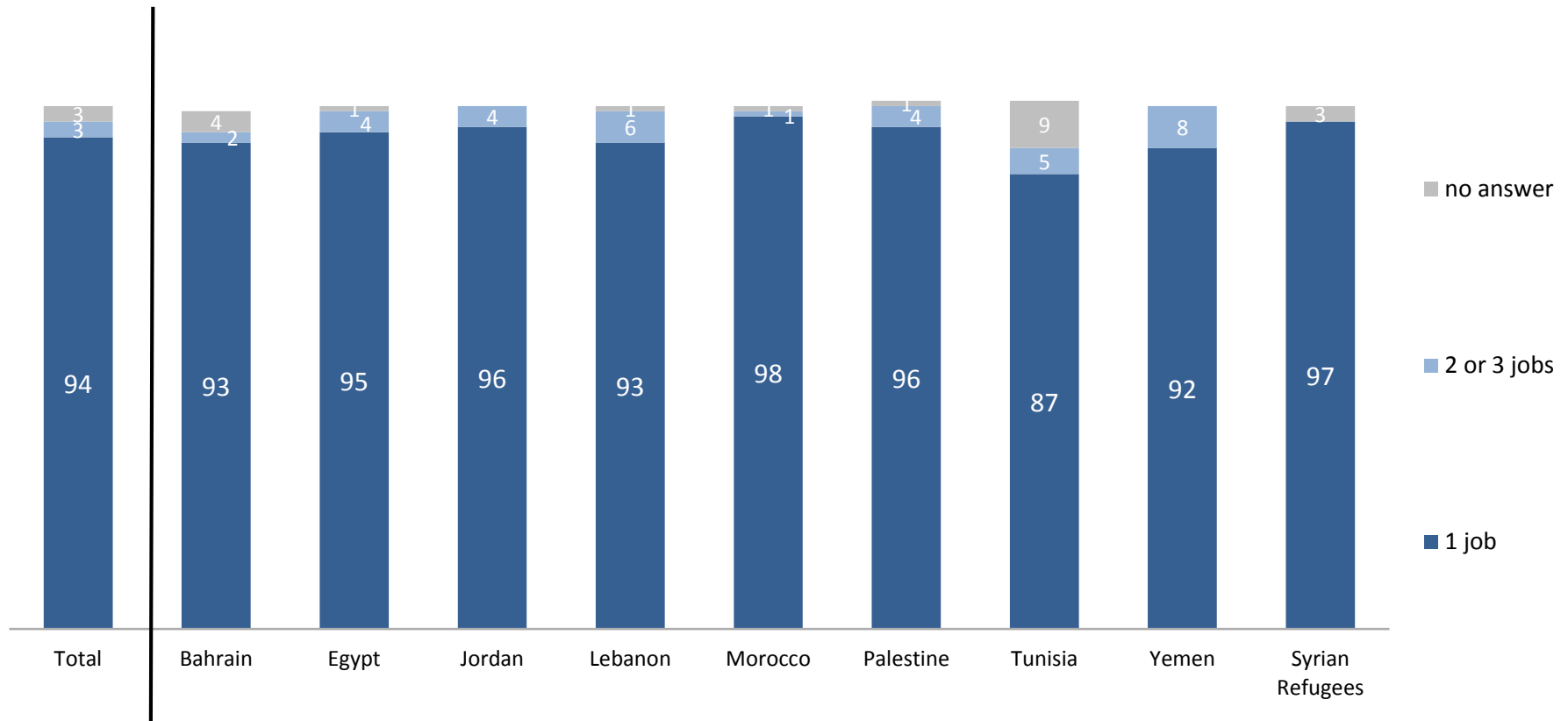
Amount of transfers/ financial support



Q70: If you have to guess, how much money do you receive on average per month from your family or other sources (excluding income from your own work)?

Universe: National population, 16 (18) to 30 years/
Basis: Respondents with sources of budget (Q67)/
Average values / Attention: in part small number of cases

Current number of jobs



Q71: If you work for money: how many jobs do you have today?

Universe: National population, 16 (18) to 30 years/
Basis: Respondents with income from own work (Q67)/
Values in percent

Different tasks and jobs

	Total	Bahrain	Egypt	Jordan	Lebanon	Morocco	Palestine	Tunisia	Yemen	Syrian Refugees
State employee	12	17	13	30	7	2	11	16	12	
Employee (with insurance)	15	39	16	16	20	14	14	14	1	
Worker (no insurance, but continuous employment)	14	12	13	16	22	8	13	13	6	15
Remunerated labourer as part of a family business	4	3	5	7	3	5	10	1	4	1
Self-employed with higher education (medical doctor, lawyer etc.)	5	17	13	5	4	1	5	5	3	
Self-employed without higher education (trade, commerce, industry, etc.)	14	3	23	10	17	37	13	15	21	5
Self-employed in agriculture	5		1	3	1	5	6	2	30	5
Self-employed in service sector (continuous work, unstable income)	15	7	12	6	24	10	13	15	26	22
Day labourer (unstable employment, unstable income)	15	0	5	8	5	11	15	13	2	50
Retired	1			4	1				2	
Other	4	4	3	2	4	7	7	13	4	2

Universe: National population, 16 (18) to 30 years/

Q72: What kind of different tasks/jobs are you doing?

Basis: Respondents with income from own work (Q67)/ Values in percent

Jobs most important for income

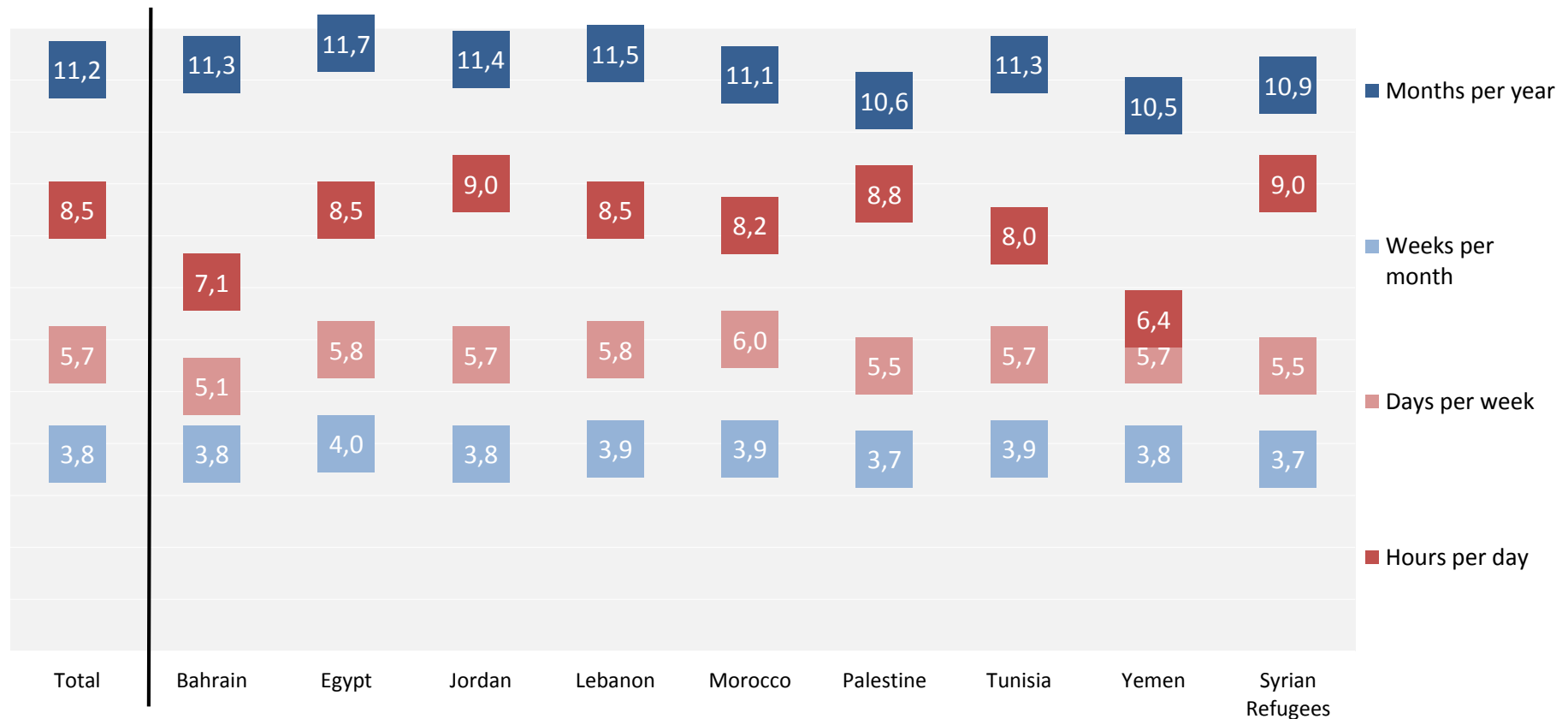
	Total	Bahrain	Egypt	Jordan	Lebanon	Morocco	Palestine	Tunisia	Yemen	Syrian Refugees
State employee		17	13	29	6	2	11	16	12	
Employee (with insurance)	14	39	16	15	20	14	13	14	1	0
Worker (no insurance, but continuous employment)	14	11	12	16	20	8	12	12	6	15
Remunerated labourer as part of a family business	4	3	5	6	3	5	10	1	2	1
Self-employed with higher education (medical doctor, lawyer etc.)	5	17	13	4	4	1	4	4	1	0
Self-employed without higher education (trade, commerce, industry, etc.)	13	3	22	10	16	37	13	14	20	5
Self-employed in agriculture	4		1	3	1	5	5	1	29	5
Self-employed in service sector (continuous work, unstable income)	14	5	10	5	23	10	13	13	20	21
Day labourer (unstable employment, unstable income)	15	0	5	7	5	11	13	12	2	50
Retired	1			3	0				2	
Other	4	4	3	2	2	7	5	12	4	2

Q73: Please rank these jobs concerning your income from most important (1) to least important (3)?

Universe: National population, 16 (18) to 30 years/

Basis: Respondents with income from own work (Q67), Q73 rank "1"/ Values in percent

Frequency of work – most important job



Q74: Frequency of work: Please tell me how many ... you are working.

Universe: National population, 16 (18) to 30 years/
Basis: Respondents with income from own work (Q67)/
Values in percent

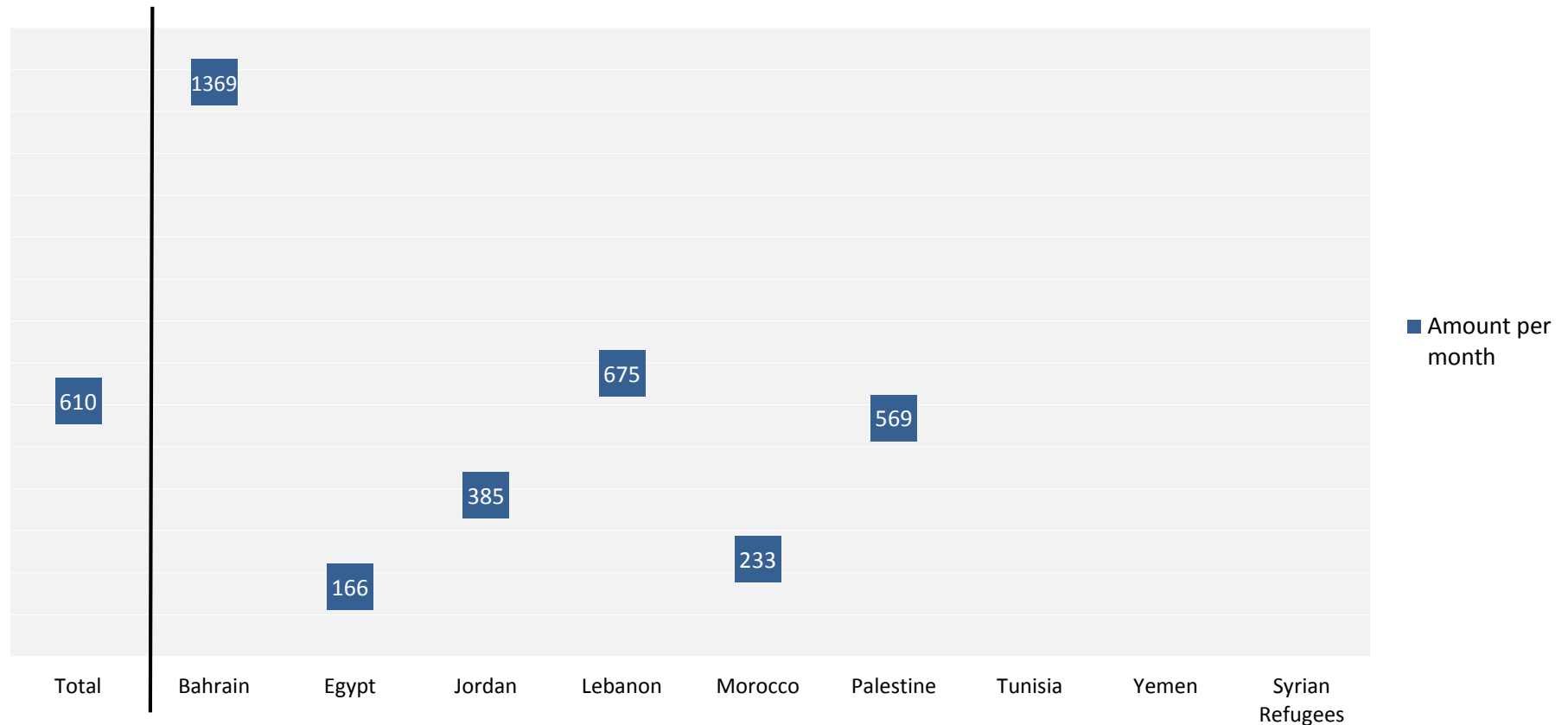
Income - most important job (in Euro)



Q75: And how much are you paid per job? (Only one answer per job)

Universe: National population, 16 (18) to 30 years/
Basis: Respondents with income from own work (Q67)/
Average values / Attention: in part small number of cases

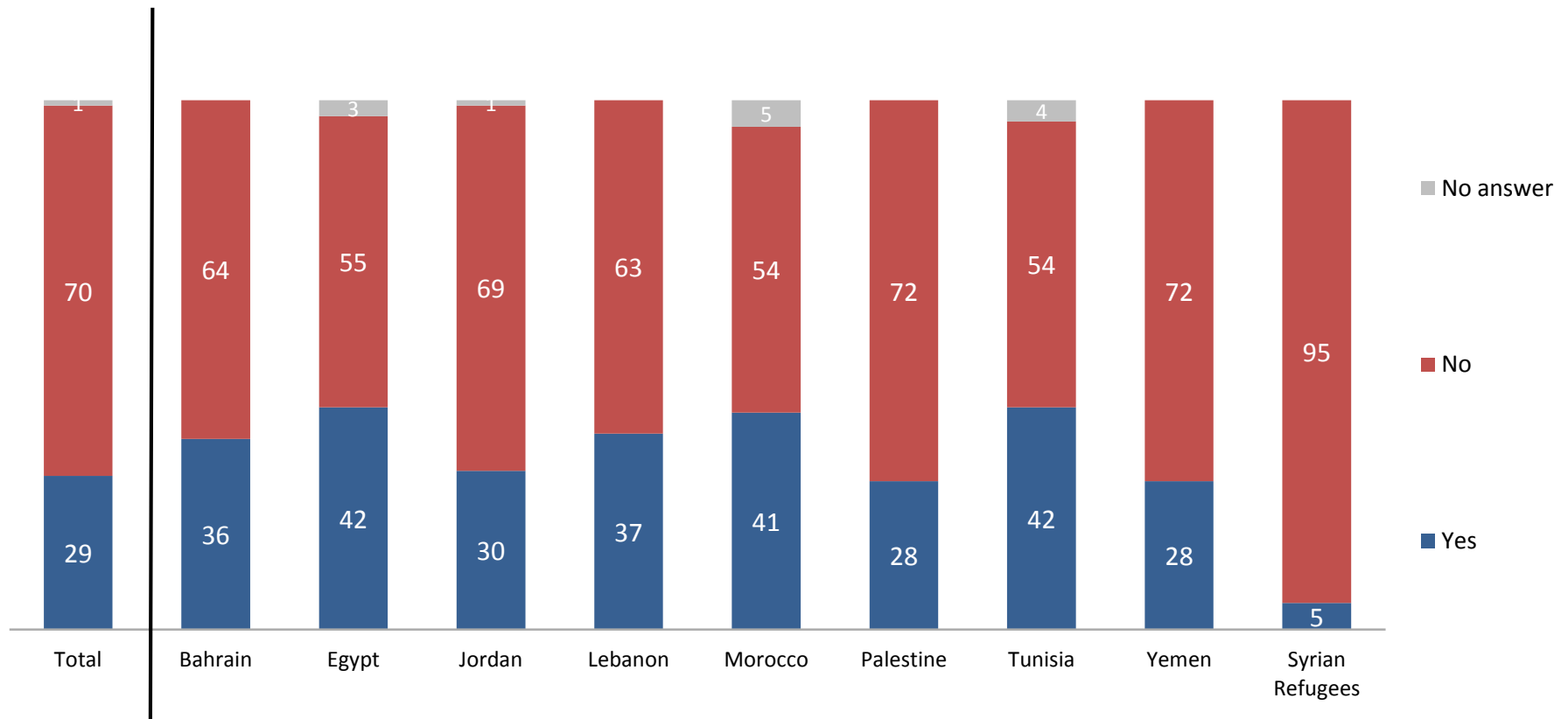
Income - most important job



Q75: And how much are you paid per job? (Only one answer per job)

Universe: National population, 16 (18) to 30 years/
Basis: Respondents with income from own work (Q67)/
Average values / Attention: in part small number of cases

Sickness payment - most important job



Q76: Do you receive continuous payment in case of sickness? (Answer for each job)

Universe: National population, 16 (18) to 30 years/
Basis: Respondents with income from own work (Q67)/
Values in percent

Information about most important job

	Total	Bahrain	Egypt	Jordan	Lebanon	Morocco	Palestine	Tunisia	Yemen	Syrian Refugees
Friends informed me about this job	40	38	35	35	35	39	35	25	28	64
Via Internet	5	21	6	8	3	3	3	3		0
Somebody from my family informed me	27	19	28	27	31	28	37	21	50	15
I read an advertisement	4	11	6	8	2	1	8	1		1
Via a private employment agency	2	3	3	2		6	1	2		0
A public institution (e.g. employment office) informed me	3	5	1	1	2	4	3	14	6	1
Other	19	3	20	19	26	21	13	34	16	18

Q77: How did you find out about your most important job?

Universe: National population, 16 (18) to 30 years/

Basis: Respondents with income from own work (Q67)/ Values in percent

Reasons for choosing the job

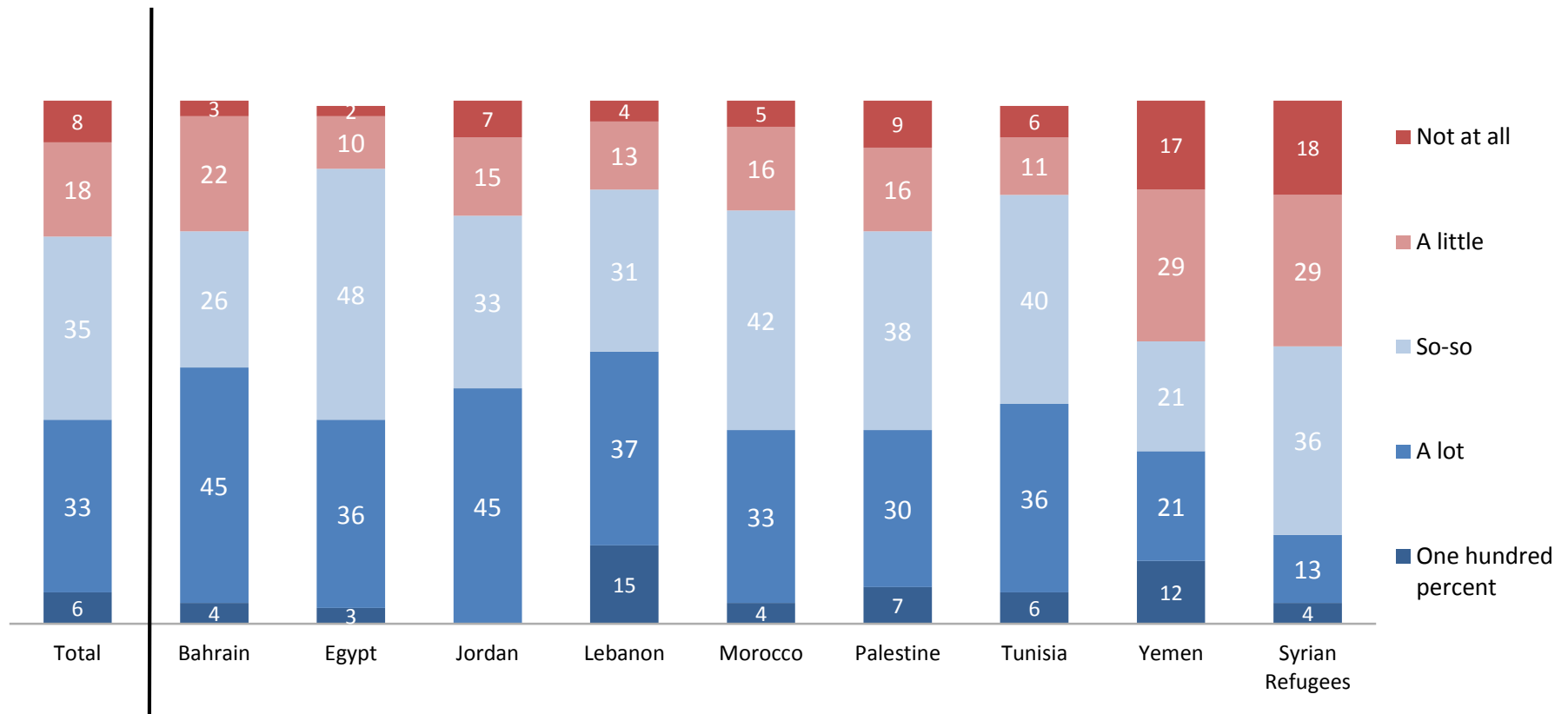
	Total	Bahrain	Egypt	Jordan	Lebanon	Morocco	Palestine	Tunisia	Yemen	Syrian Refugees
I had no other option	58	48	36	56	44	45	70	51	81	81
It is the only work I know how to do	31	22	31	30	24	33	42	23	43	36
It is a secure job	50	41	64	61	55	48	48	38	51	41
It is a business that belongs to my family	19	18	19	26	18	29	20	13	40	6
My boss is from the same area	18	15	5	24	20	29	25	20	20	11
It's nicely paid	26	27	27	35	29	31	27	30	31	10
It's work that is socially well accepted	46	37	47	60	50	37	56	50	61	29
I can engage with friends and colleagues	40	30	38	53	45	39	42	47	51	23
I can learn a lot	41	37	40	52	46	44	44	51	34	24
I have the option to upgrade my position	38	35	36	48	44	34	44	49	35	21

Universe: National population, 16 (18) to 30 years

Q78: Concerning this work, what are the reasons you are engaging in it?

Basis: Respondents with income from own work (Q67)/ Values in percent "true"

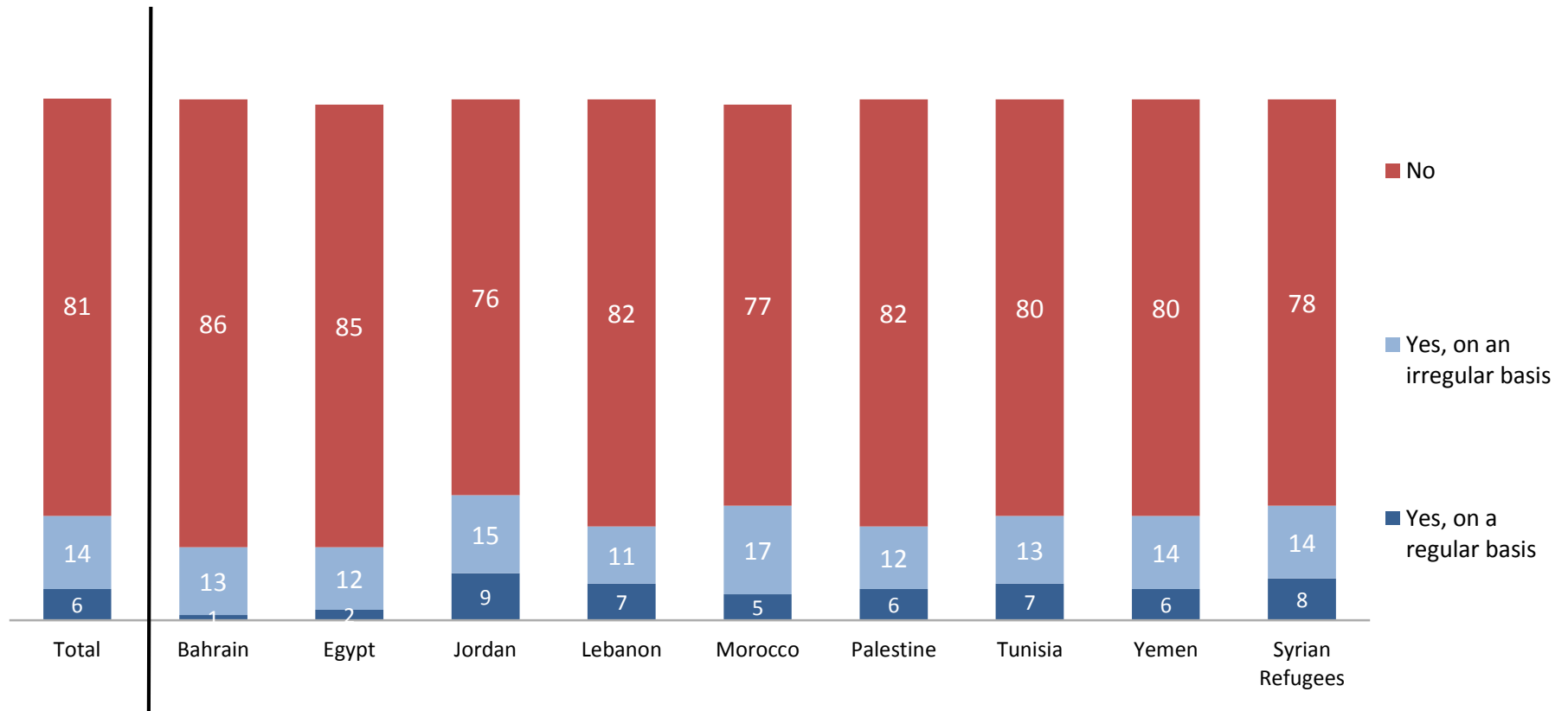
Satisfaction with job



Q79: Do you like this work?

Universe: National population, 16 (18) to 30 years
Basis: Respondents with income from own work (Q67)/
Values in percent / Attention: in part small number of cases

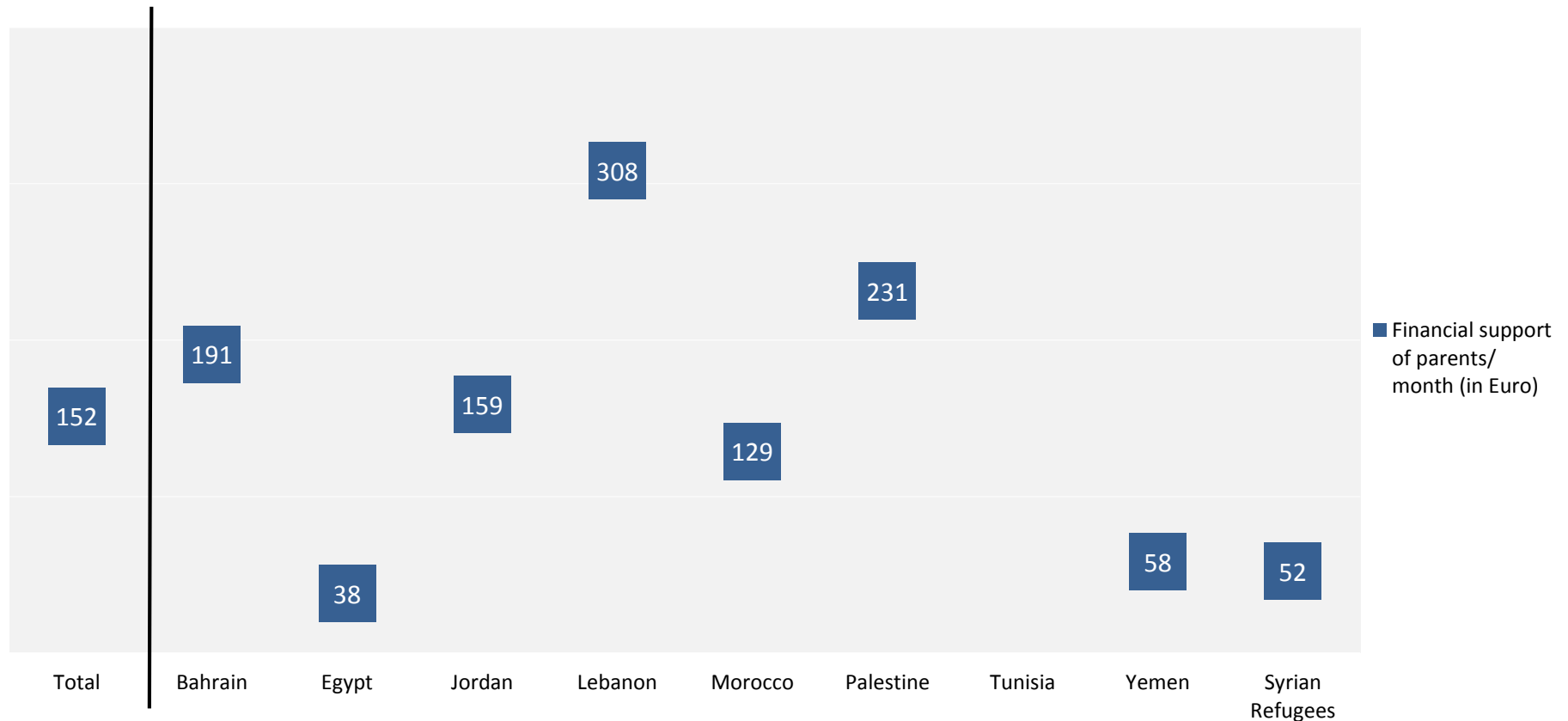
Support parents financially



Q80: Do you support your parents financially? If yes, is that on an irregular or regular basis?

Universe: National population, 16 (18) to 30 years/
Values in percent

Support parents financially



Q81 : How much money per month do you support your parents with?

Universe: National population, 16 (18) to 30 years/
Basis: Respondents supporting their parents financially (Q80)/
Average values / Attention: in part small number of cases

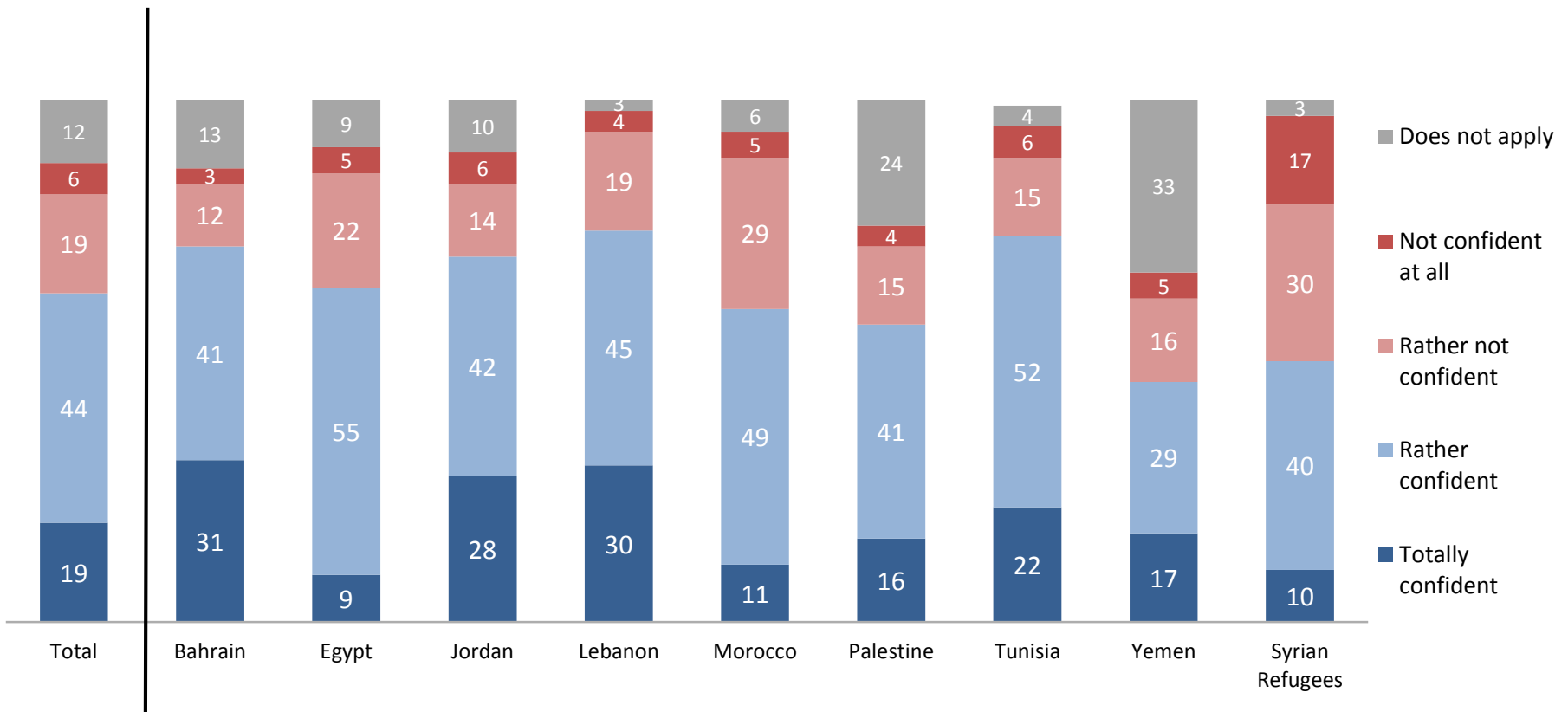
Employment situation

	Total	Bahrain	Egypt	Jordan	Lebanon	Morocco	Palestine	Tunisia	Yemen	Syrian Refugees
Earning a high income	59	54	51	56	72	47	58	76	60	60
Options to upgrade my position	52	42	35	53	70	35	50	72	56	54
A secure job	60	45	49	57	69	42	66	82	69	57
Having a lot of contacts with other people	42	24	29	48	57	33	39	52	48	44
The feeling of achieving something	48	35	33	52	63	35	48	63	52	48
The feeling of being accepted	45	26	33	49	57	36	46	58	50	48
The possibility to support others	43	31	34	45	55	35	42	48	48	47
The possibility of implementing own ideas	46	35	31	47	64	34	48	57	50	46
Doing something useful for society	45	35	31	44	58	34	44	61	50	48
The possibility of doing something that makes sense to me	49	41	34	47	65	40	51	65	52	49
A job that allows for enough leisure time	42	42	30	42	57	28	39	47	43	46

Q82: How should an employment situation and your job be in order for you to be satisfied?

Universe: National population, 16 (18) to 30 years/
Values in percent "very/rather important"

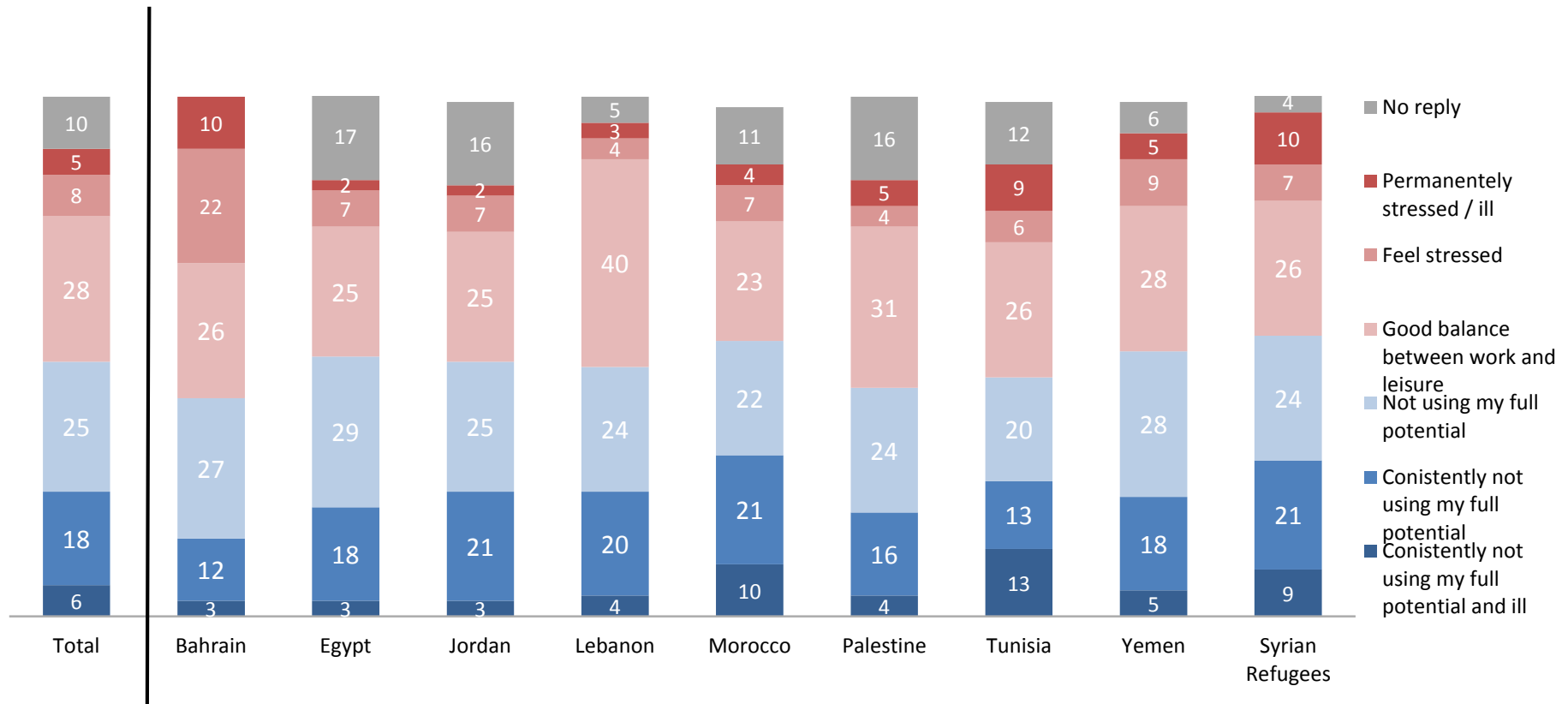
Confidence of realising job wishes



Q83: How confident are you about the possibility of realising your wishes concerning your job?

Universe: National population, 16 (18) to 30 years/
Values in percent

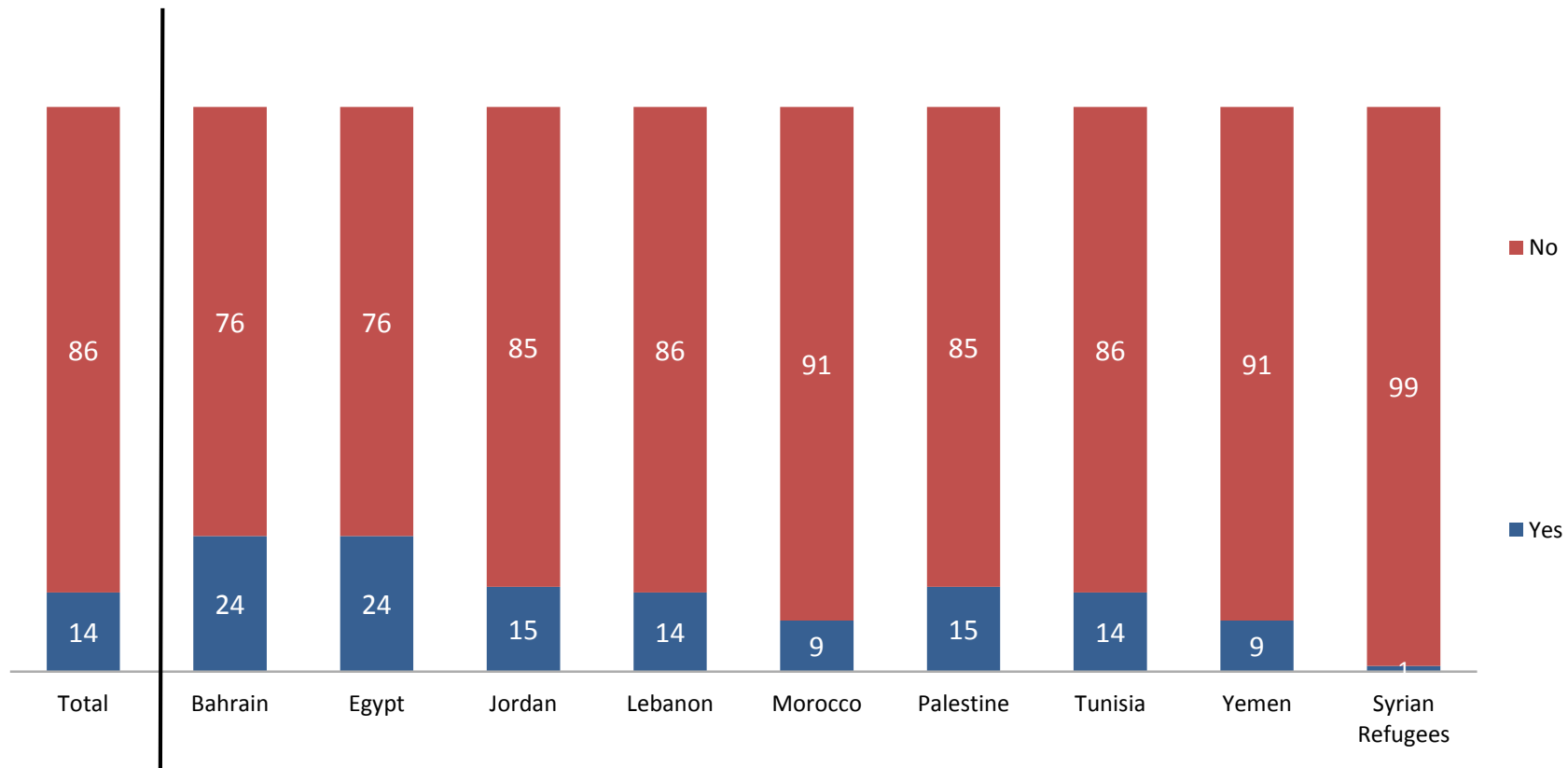
Performance level



Q84: Are you already at the maximum of your performance concerning your studies, your work, or your daily affairs? What describes your situation best?

Universe: National population, 16 (18) to 30 years/
Values in percent

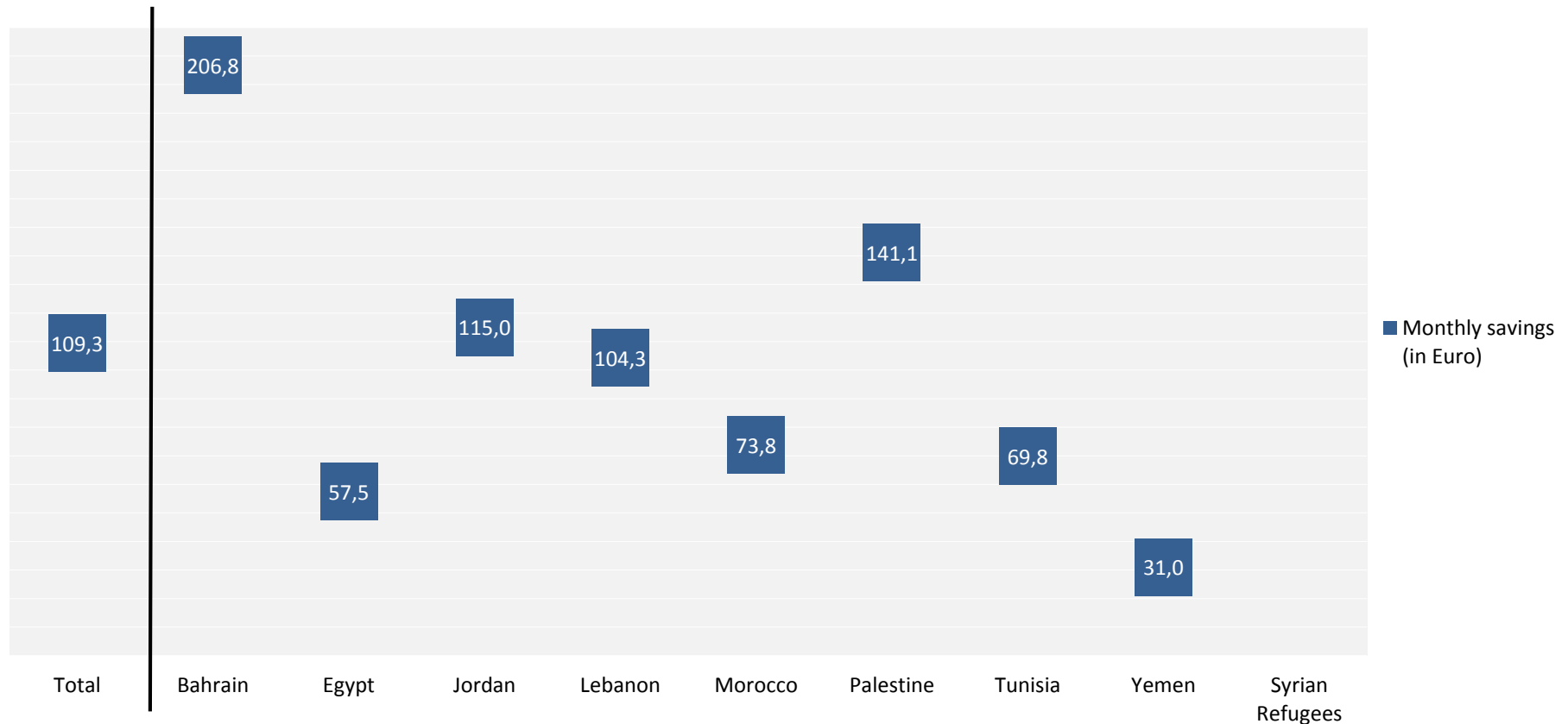
Savings



Q85: Are you in a position to save money?

Universe: National population, 16 (18) to 30 years/
Values in percent

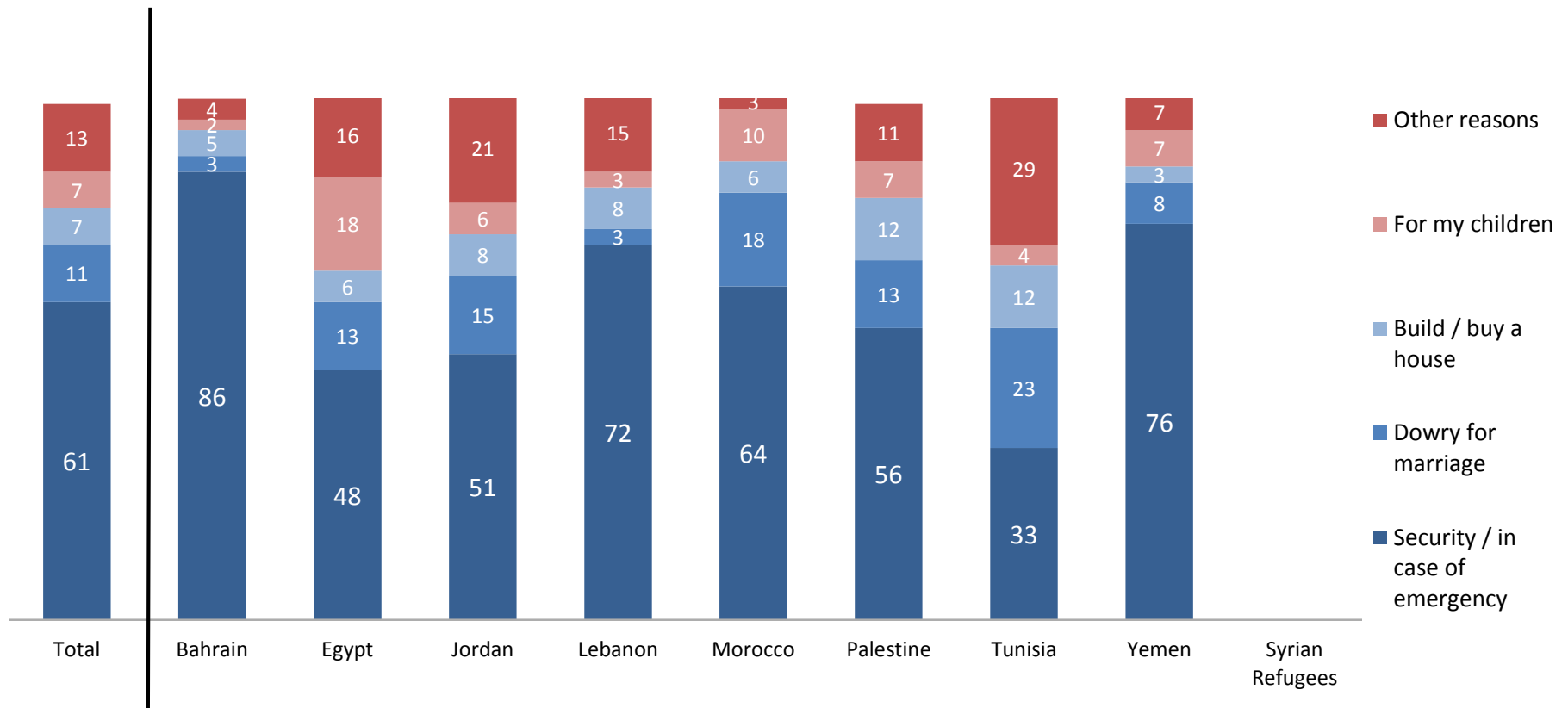
Savings per month



Q86: How much money do you save per month on average?

Universe: National population, 16 (18) to 30 years/
Basis: Respondents who can save money (Q85)/
Average values / Attention: in part small number of cases

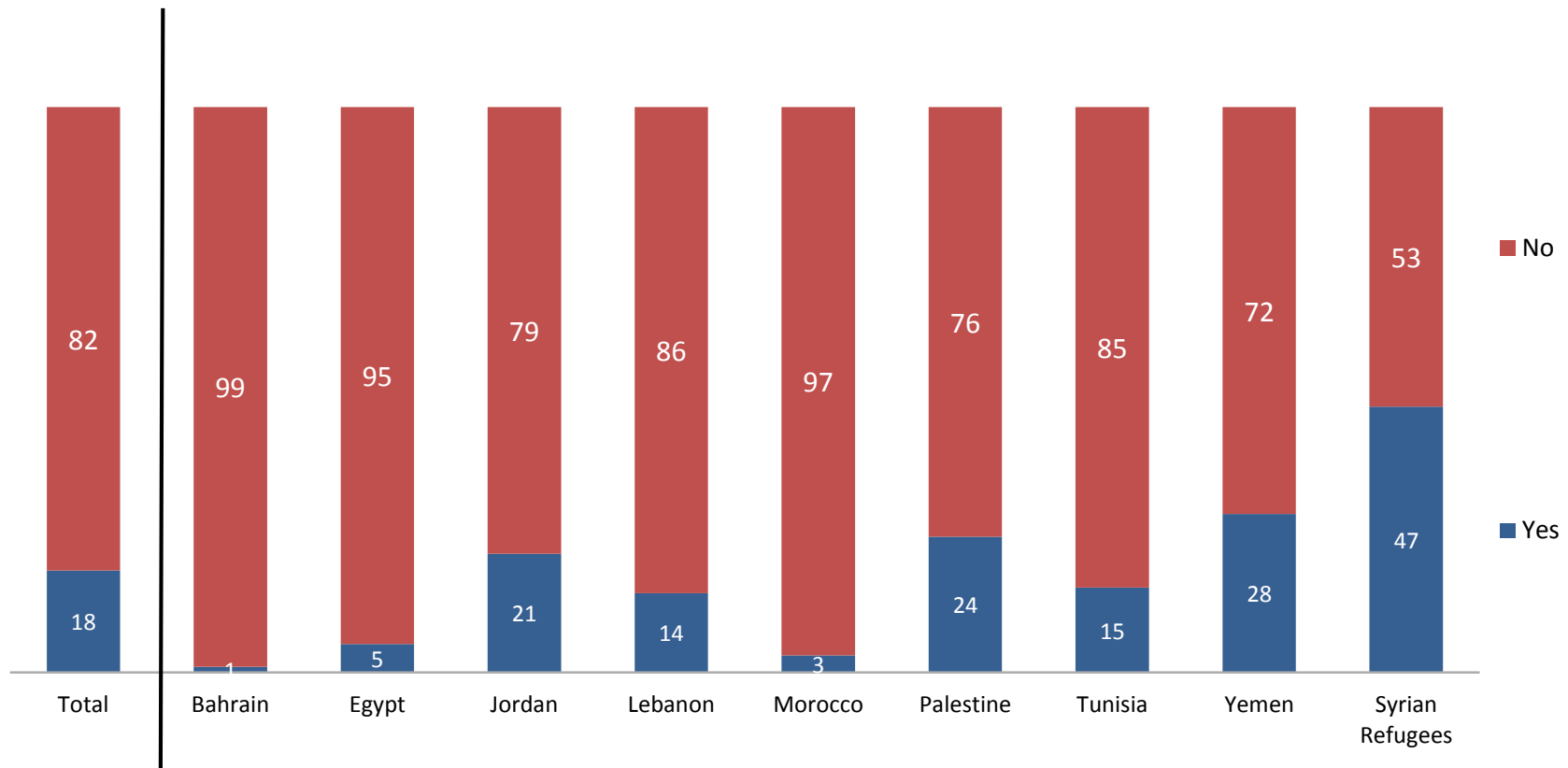
Purpose of savings



Q87: For what purpose do you save money primarily?

Universe: National population, 16 (18) to 30 years/
Basis: Respondents who can save money (Q85)/
Average values / Attention: in part small number of cases

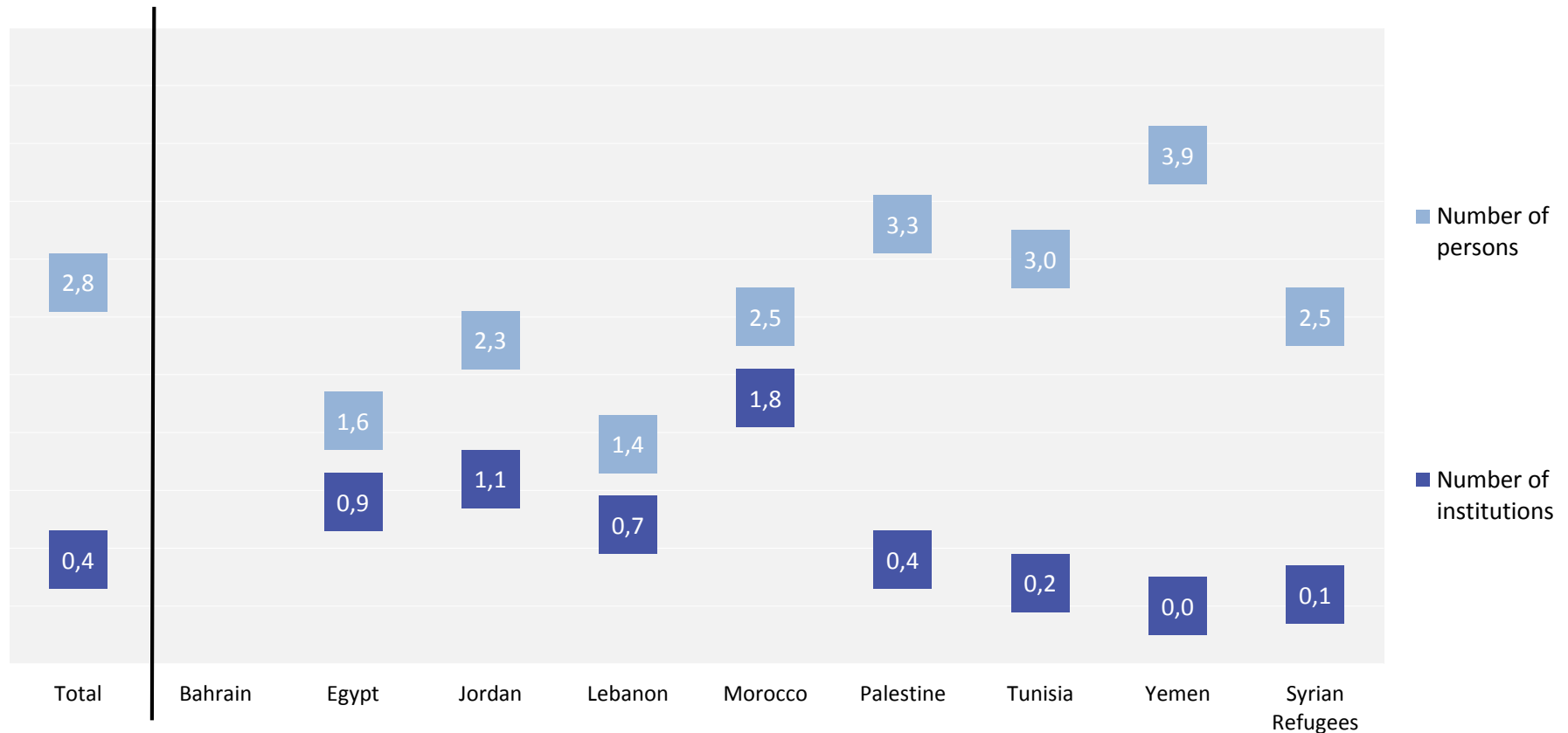
Debts



Q88: Do you have debts, either with institutions (e.g. banks) or individuals?

Universe: National population, 16 (18) to 30 years/
Values in percent

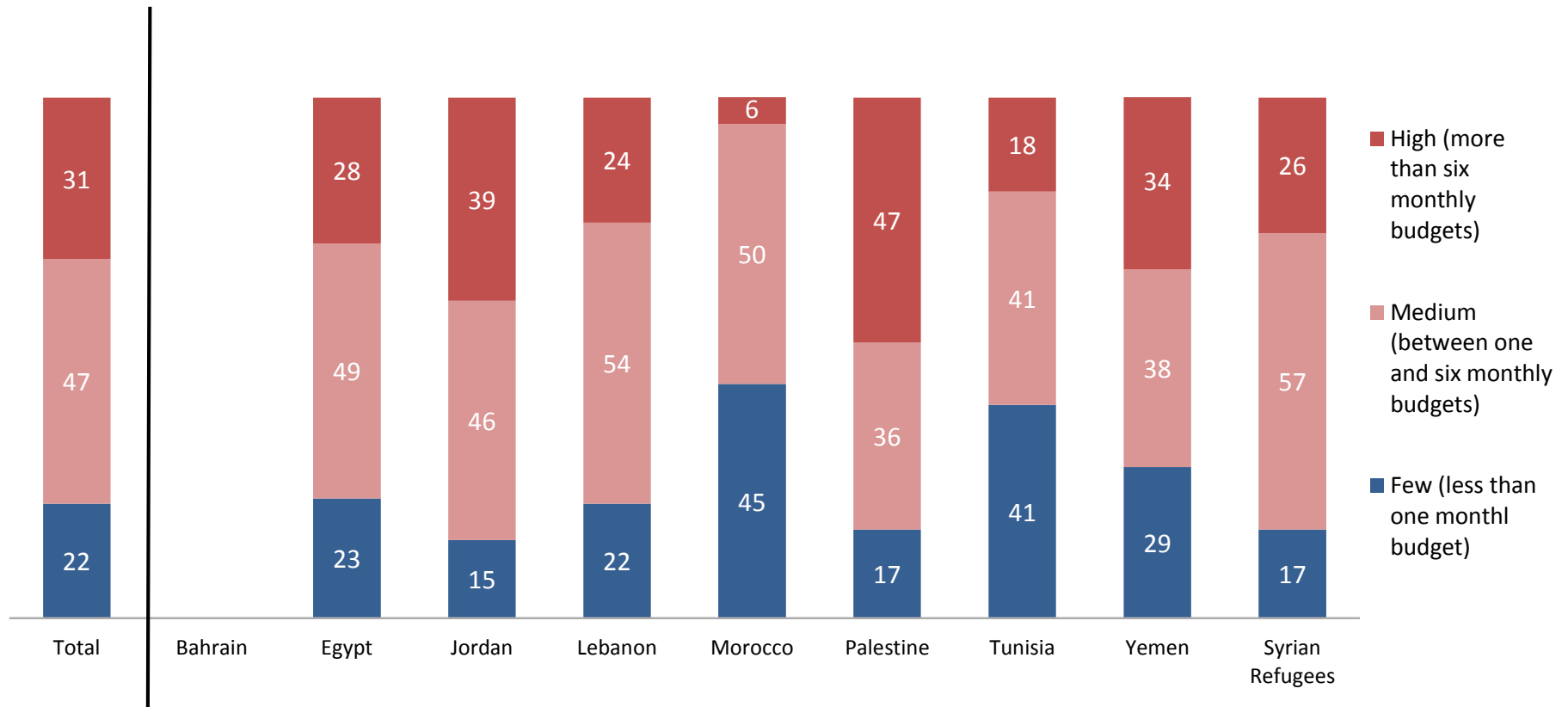
Number of institutions / persons in debt with



Q89: To how many institutions (e.g. banks) or persons do you have debts?

Universe: National population, 16 (18) to 30 years/
Basis: Respondents with debts (Q88)/
Average values / Attention: in part small number of cases

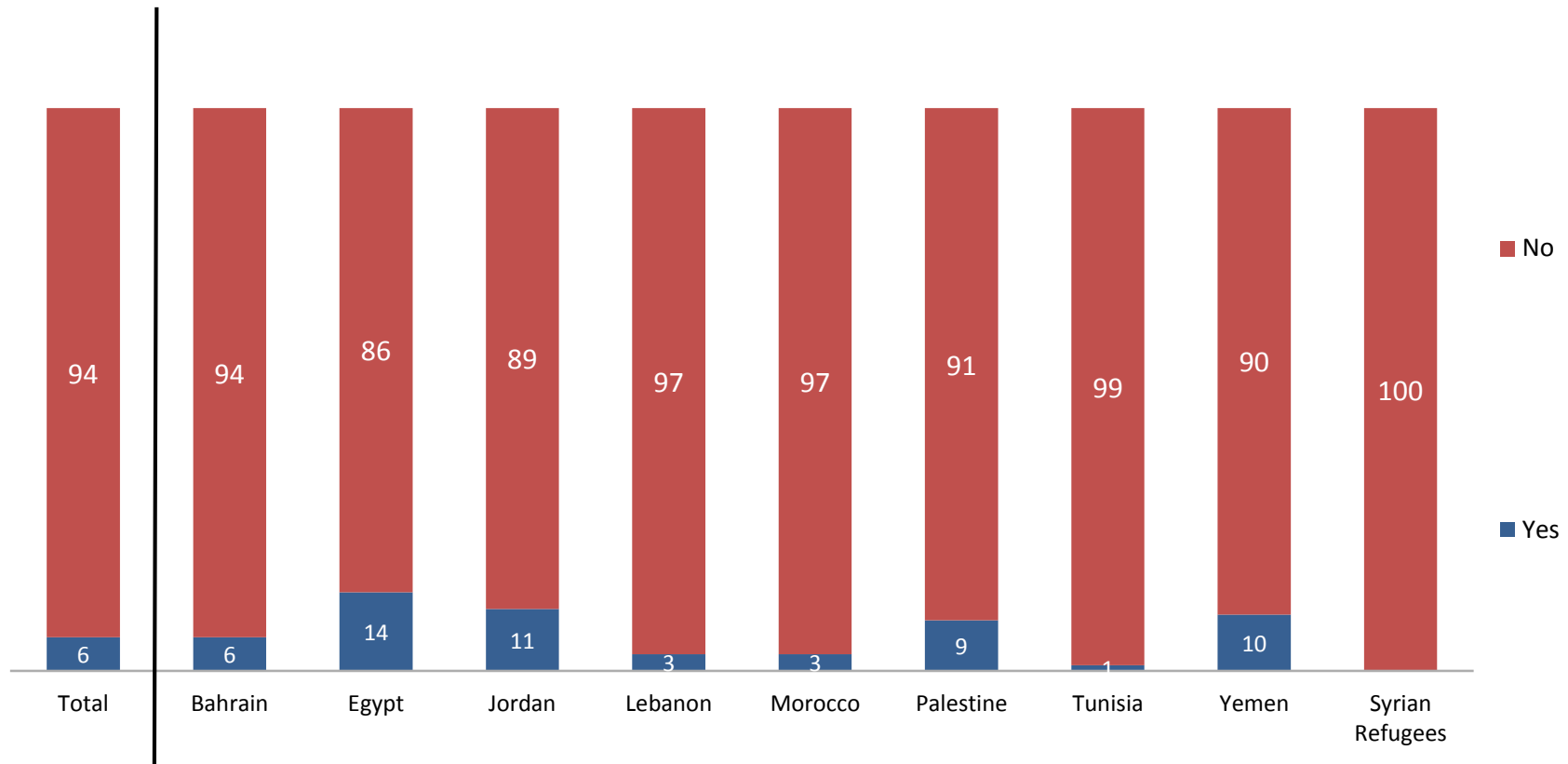
Amount of debts



Q90: How high are your debts?

Universe: National population, 16 (18) to 30 years/
Basis: Respondents with debts (Q88)/
Values in percent / Attention: in part small number of cases

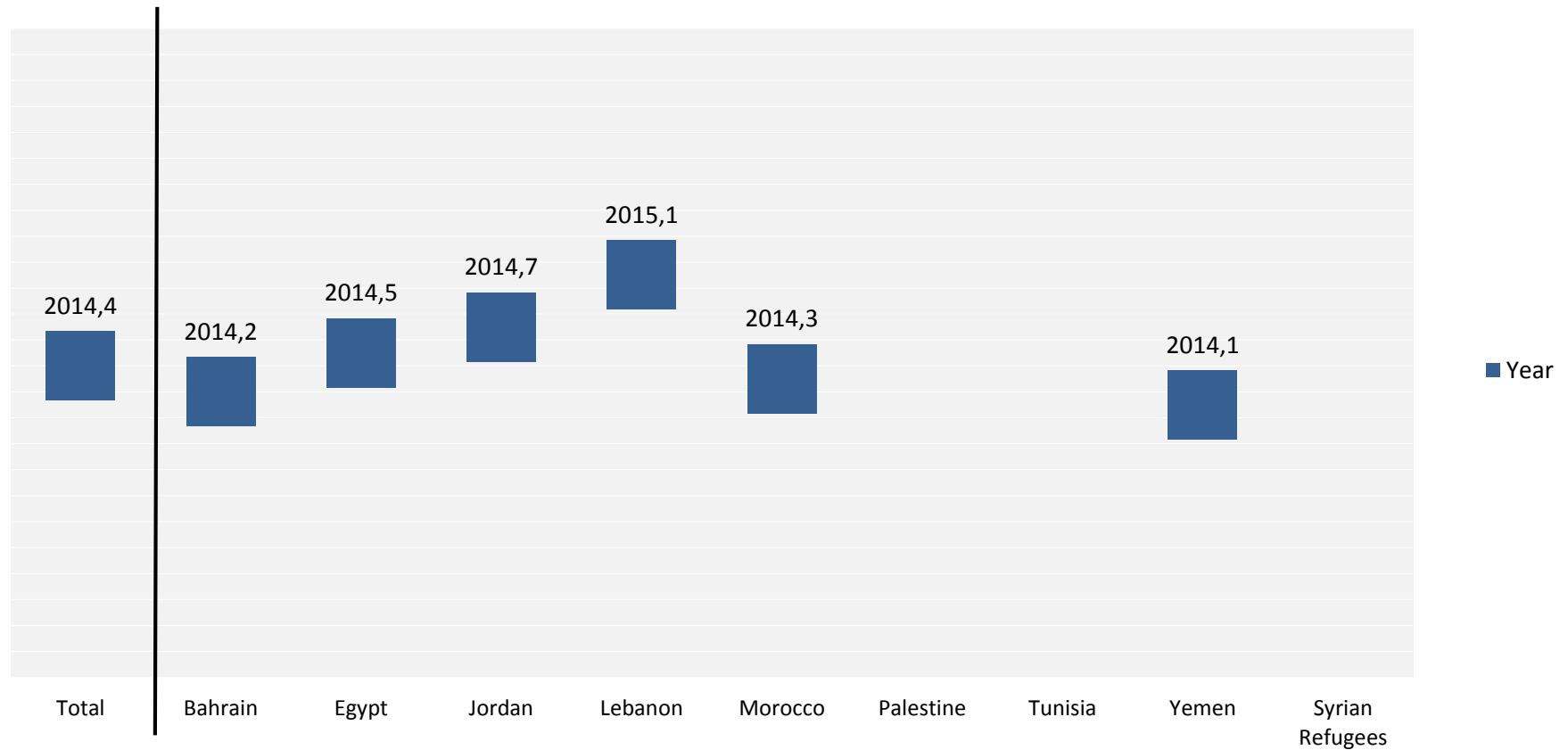
Member of rotating savings association



Q91: Have you ever been a member of a rotating savings association?

Universe: National population, 16 (18) to 30 years/
Values in percent

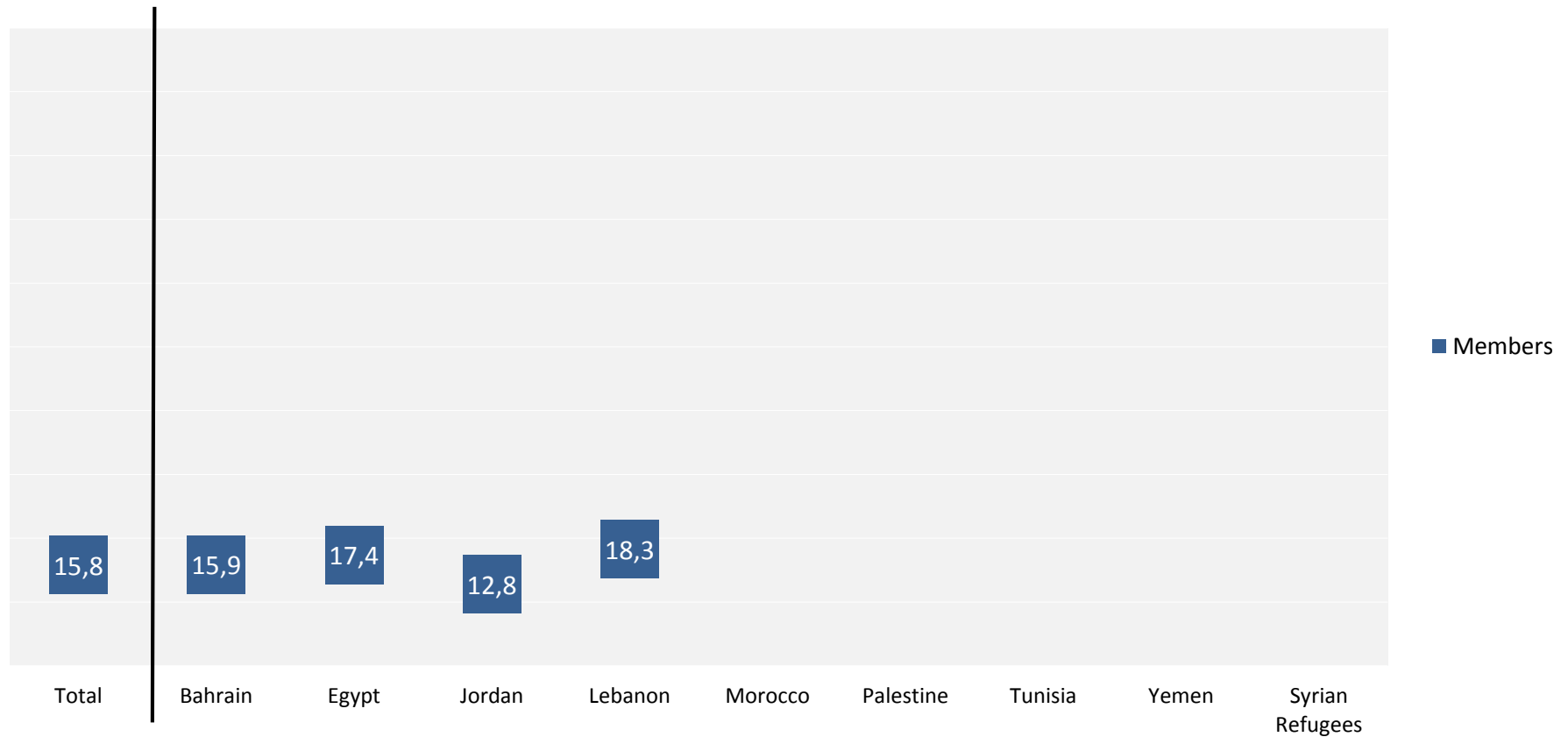
Participation



Q92: When did you last participate in a rotating savings association?

Universe: National population, 16 (18) to 30 years/
Basis: Respondents participating in a rotating savings association(Q91)/
Average values / Attention: in part small number of cases

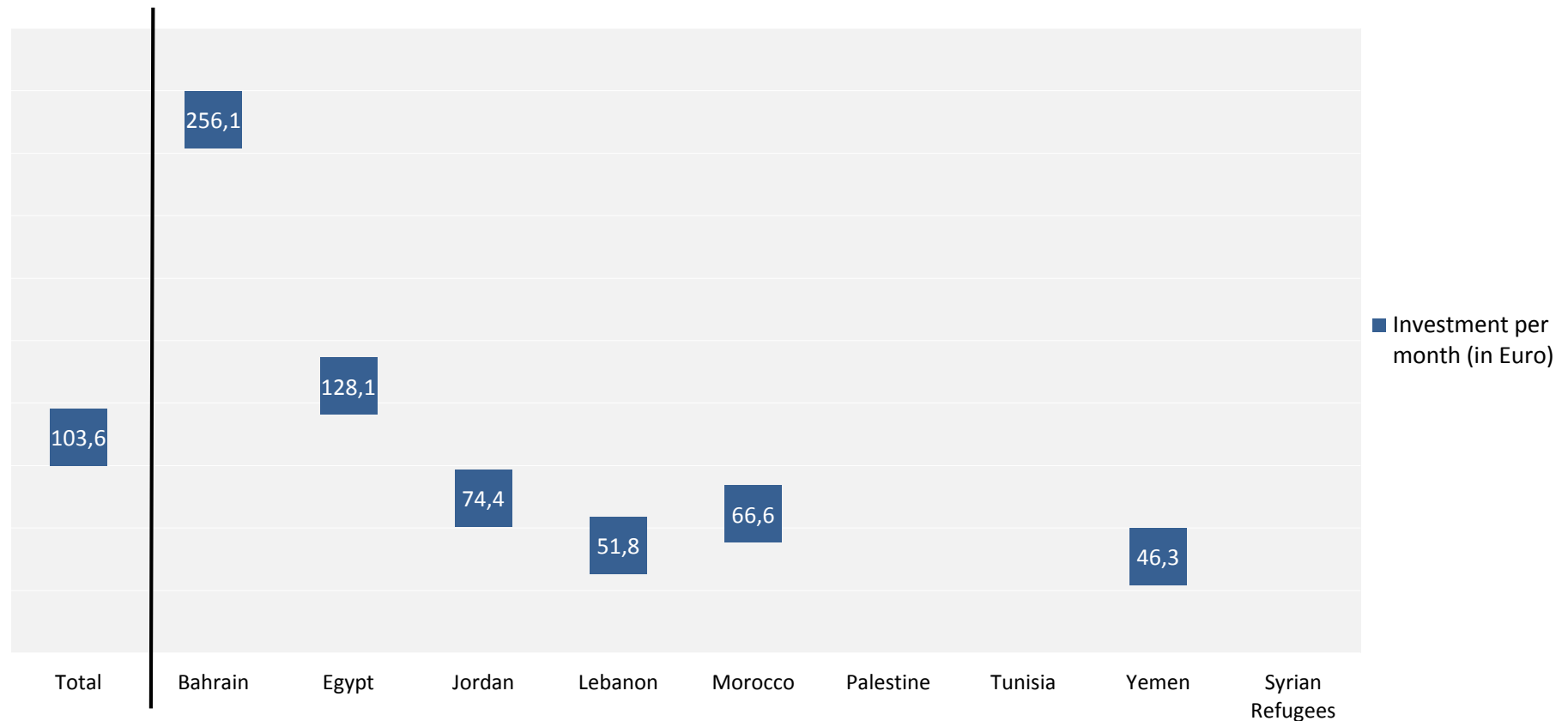
Participants



Q93: How many members took part, including yourself?

Universe: National population, 16 (18) to 30 years/
Basis: Respondents participating in a rotating savings association (Q91)/
Average values / Attention: in part small number of cases

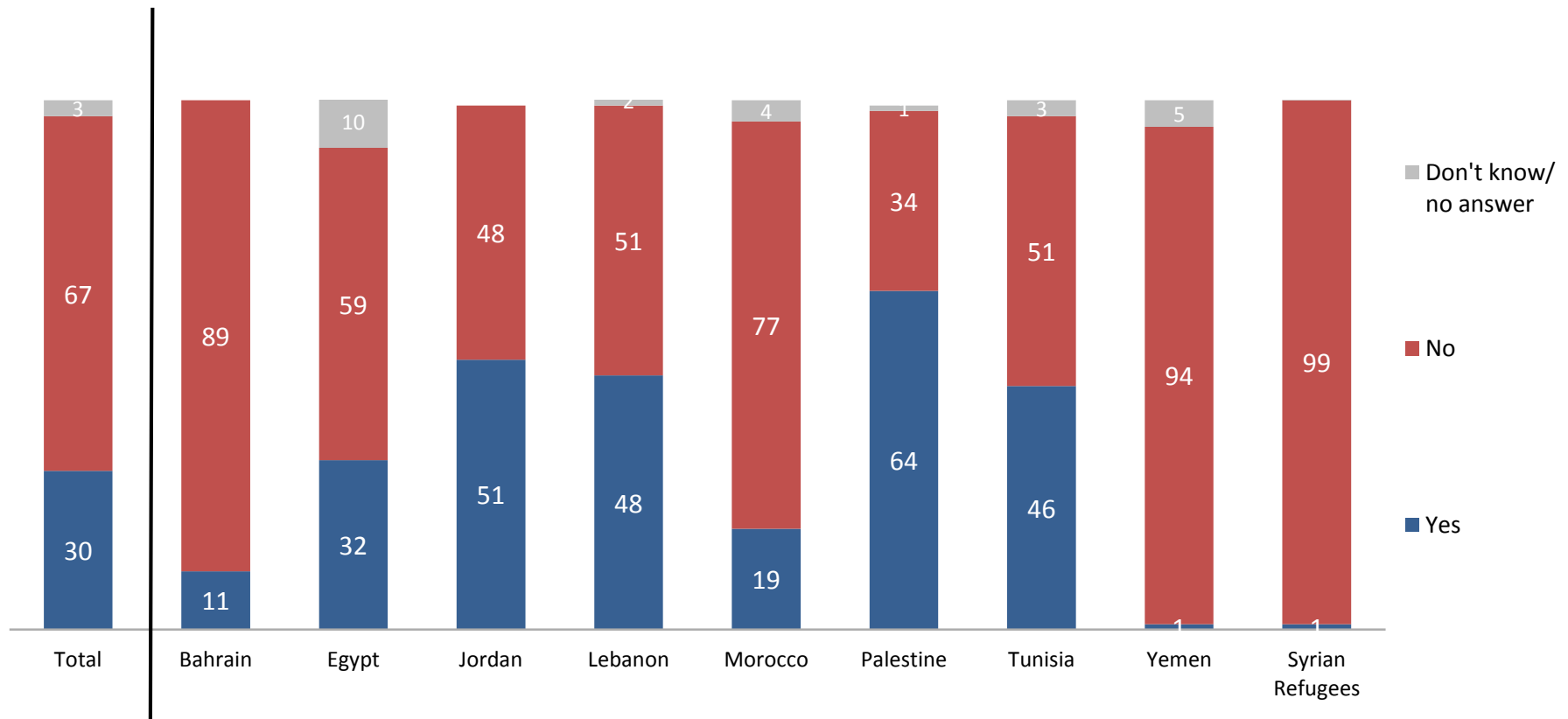
Investment per month



Q94: What amount did you personally invest per month?

Universe: National population, 16 (18) to 30 years/
Basis: Respondents participating in a rotating savings association (Q91)/
Average values / Attention: in part small number of cases

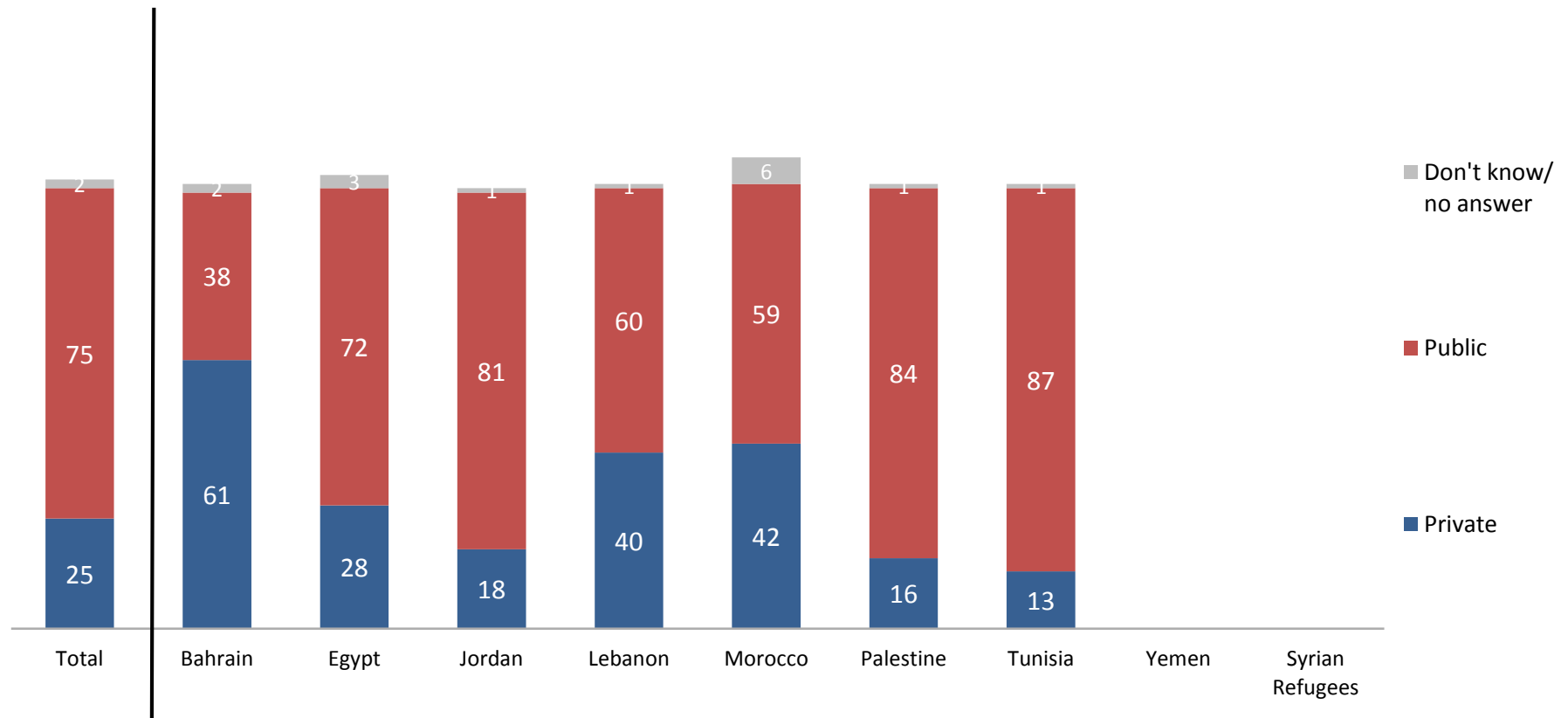
Health insurance



Q95: Do you have a health insurance?

Universe: National population, 16 (18) to 30 years/
Values in percent

Public or private health insurance



Q96: Is this insurance...?
Multiple answers possible

Universe: National population, 16 (18) to 30 years/
Basis: Respondents with health insurance (Q95)/
Values in percent / Attention: in part small number of cases

EXPENDITURES

Monthly expenditures I

	Total	Bahrain	Egypt	Jordan	Lebanon	Morocco	Palestine	Tunisia	Yemen	Syrian Refugees
Wheat and bread	40	4	38	54	32	25	46	6	95	55
Food (oil, sugar, etc.)	59	22	52	69	64	33	67	34	97	97
Local snacks	16	21	17	14	16	15	17	33	8	3
McDonald's, Pizza Hut, KFC	10	40	16	8	13	4	6	2	1	1
Clothes	47	54	52	45	51	62	55	71	17	14
Mobile phone	27	46	20	26	42	27	22	49	4	9
Internet	17	37	19	21	18	21	11	27	1	1
Video and online games	2	10	1	2	3	1	1	2	1	0
Paying debts/ instalments	9	18	5	8	8	1	16	4	9	15
Transport/ travelling	11	35	5	8	5	19	7	15	4	3
Cigarettes	10	9	8	19	7	3	13	16	3	8

Q97: Please identify the 4 items you spend most money on.
Multiple answers possible

Universe: National population, 16 (18) to 30 years/ Values in percent

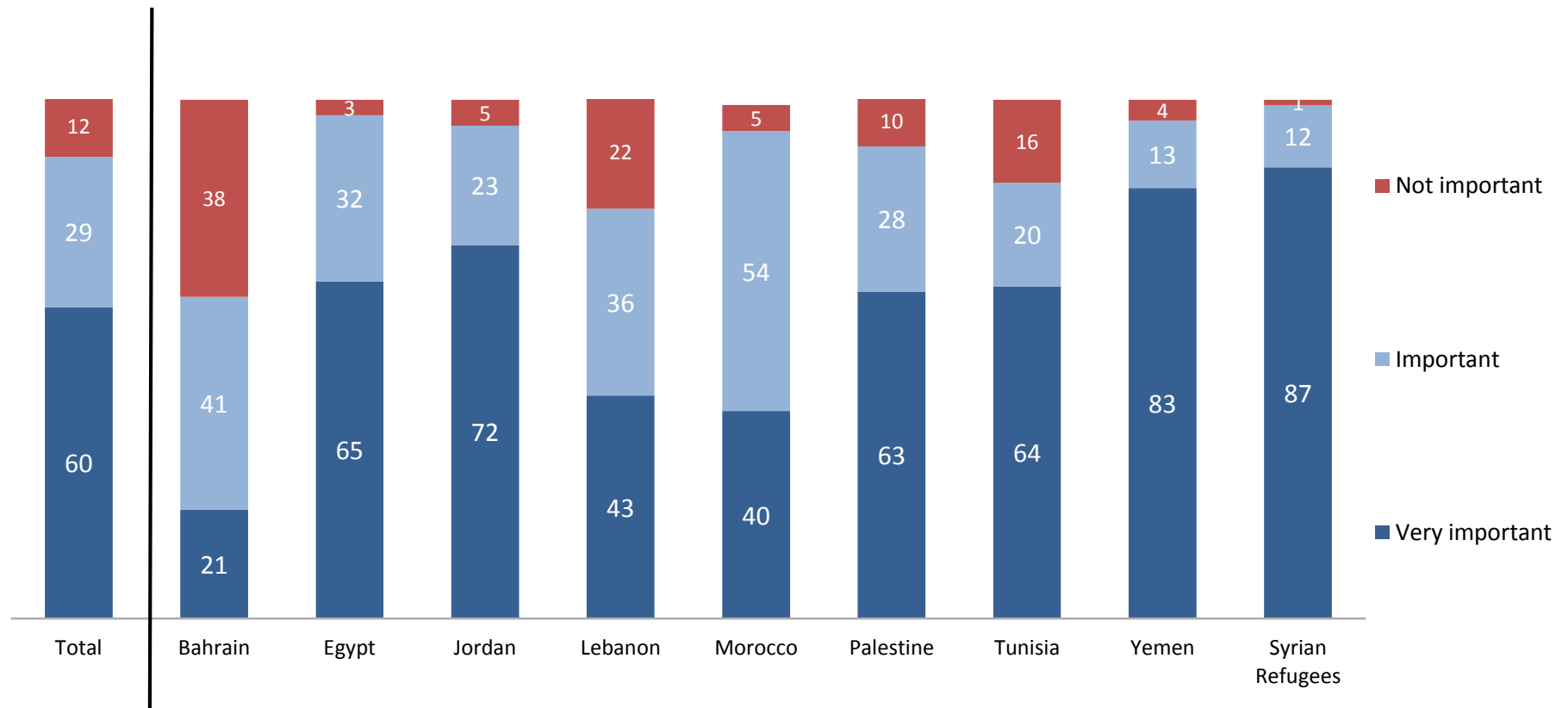
Monthly expenditures II

	Total	Bahrain	Egypt	Jordan	Lebanon	Morocco	Palestine	Tunisia	Yemen	Syrian Refugees
Medication, drugs	15	14	23	5	14	7	12	8	27	29
Music	2	5	3	2	2	5	1	1	0	2
Going out with friends	19	41	26	9	23	28	16	25	2	4
Water/electricity	31	15	42	36	32	18	34	10	37	55
Housing rent	16	9	22	18	10	5	5	7	8	62
Gas bottles (cooking)	13	3	6	13	3	8	22	1	54	9
Insurance	2	1	3	3	2	2	4	0		4
Studies	15	1	14	16	26	23	27	11	18	3
Cosmetics	5	1	7	5	4	11	5	10	0	0
Other	5	0	5	2	3	10	6	9	6	3

Q97: Please identify the 4 items you spend most money on.
Multiple answers possible

Universe: National population, 16 (18) to 30 years/ Values in percent

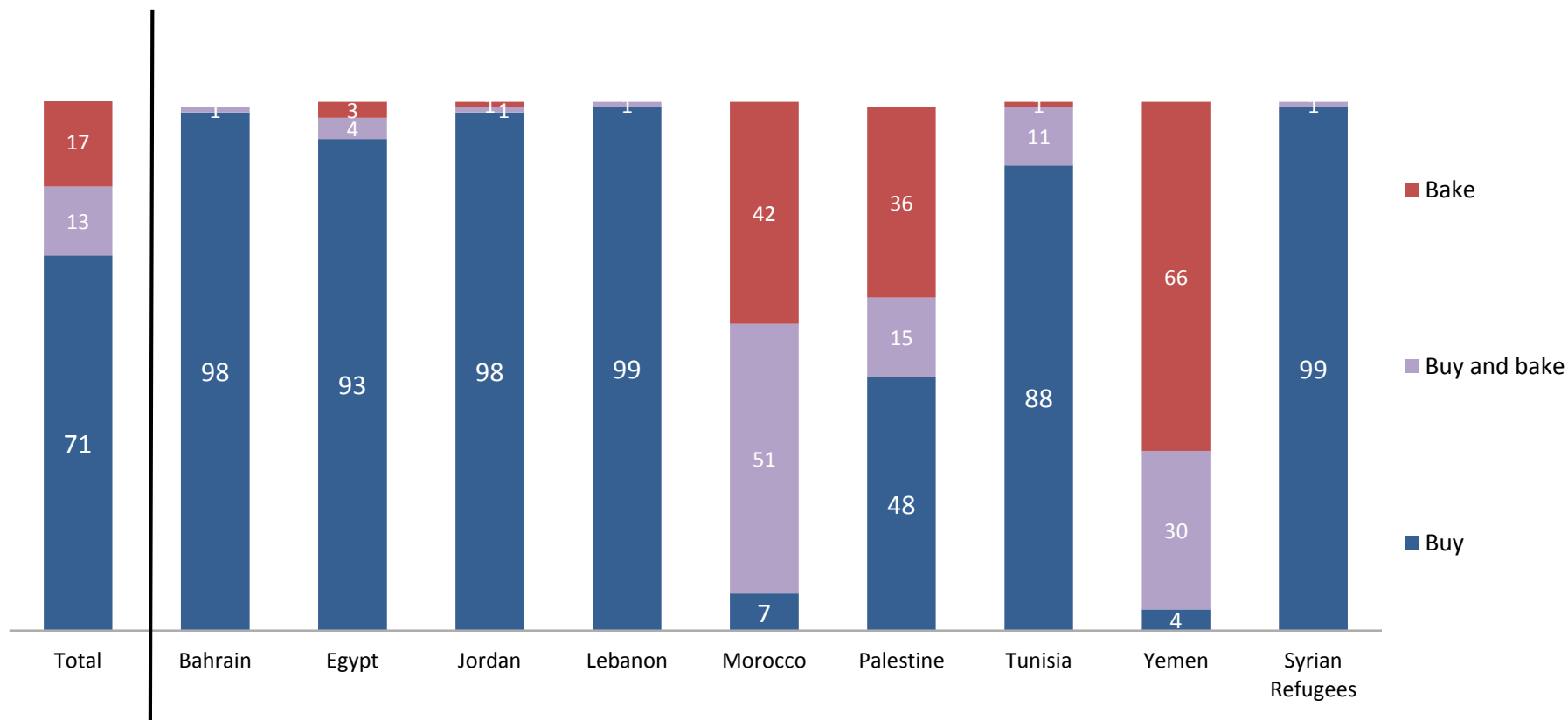
Importance of cheap bread



Q98: How important is the availability of cheap bread for you and your family?

Universe: National population, 16 (18) to 30 years/
Values in percent

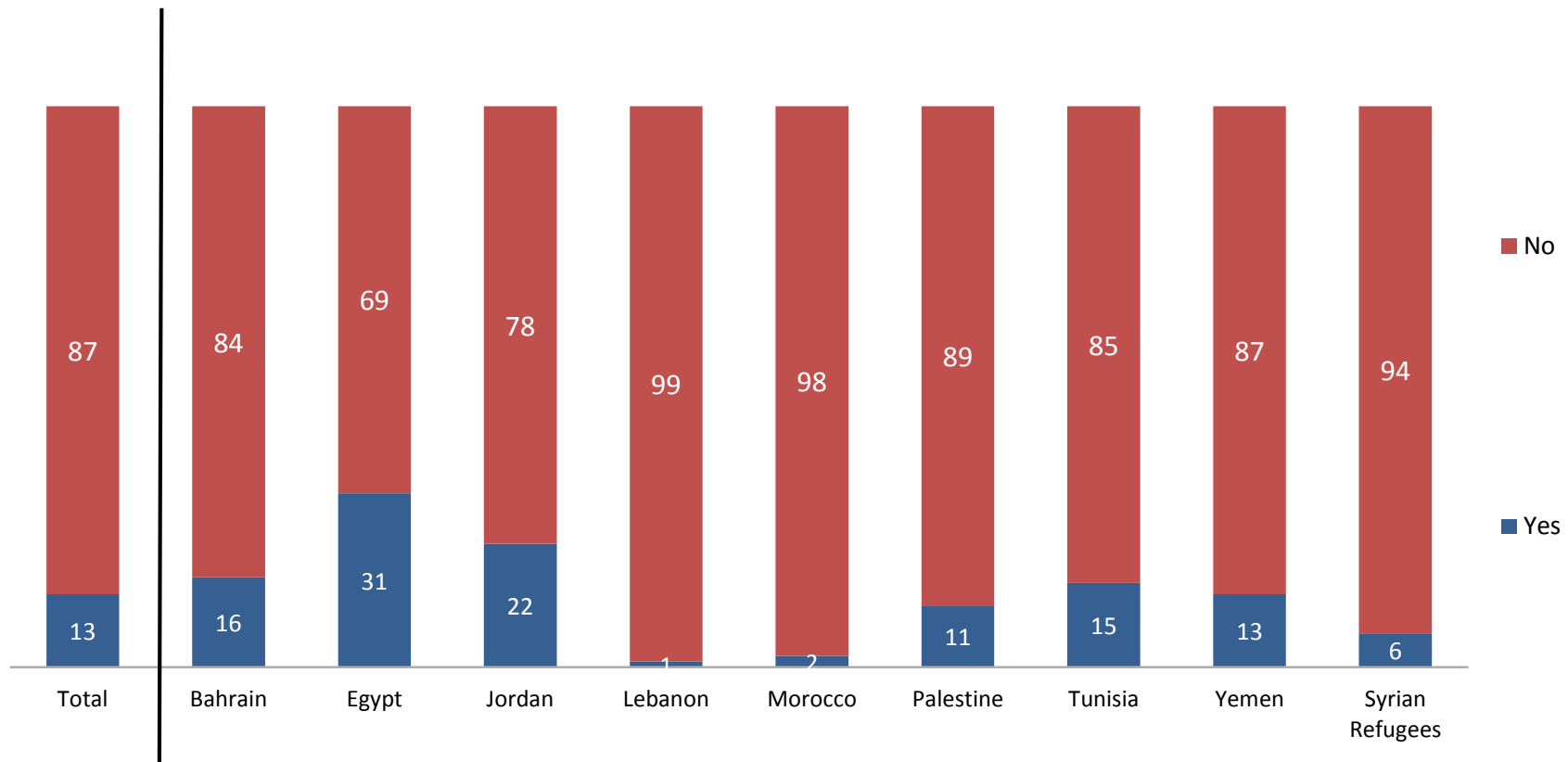
Producing bread



Q99: Do you buy or bake bread in your household?

Universe: National population, 16 (18) to 30 years/
Values in percent

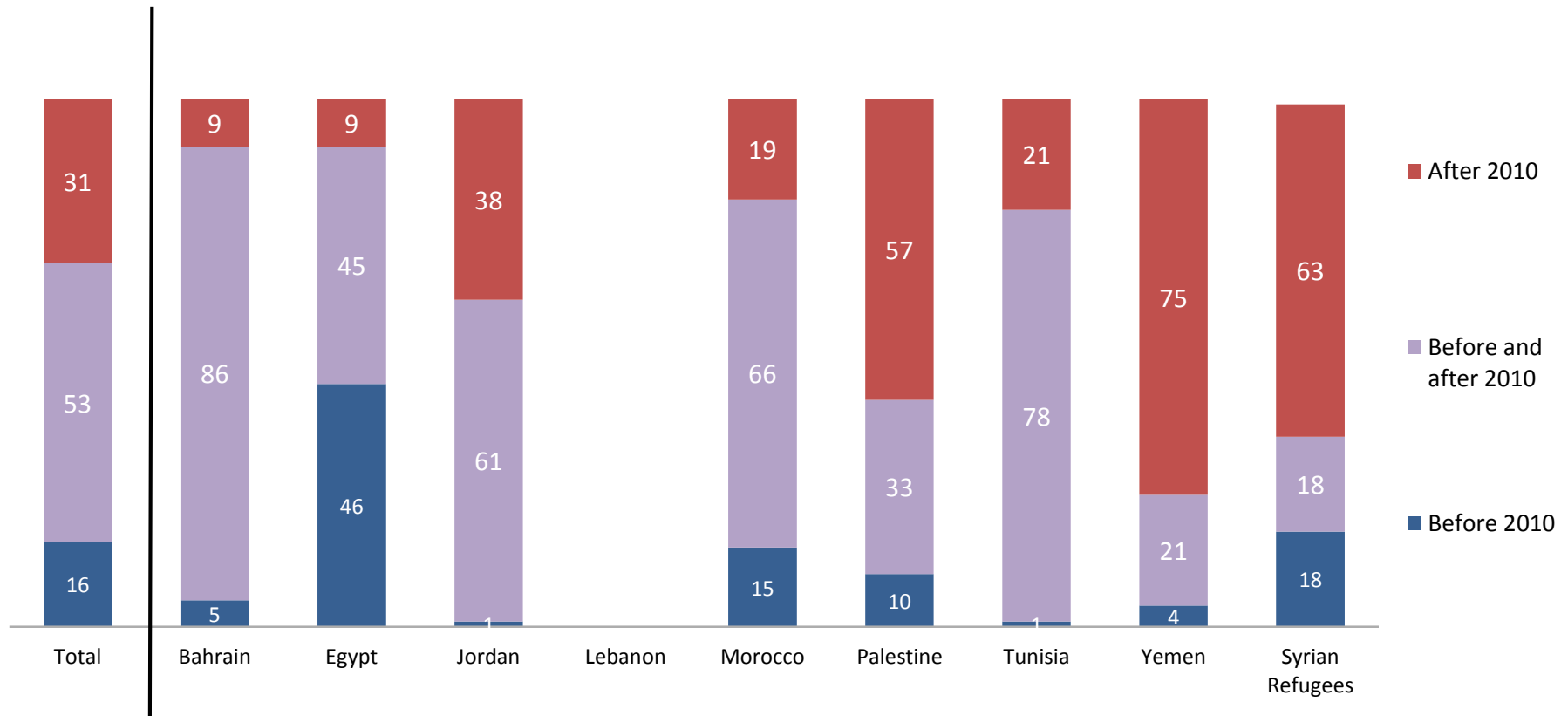
Bread supply



Q100: Have you ever made the experience of having to wait for being supplied with bread (except during Ramadan)?

Universe: National population, 16 (18) to 30 years/
Values in percent

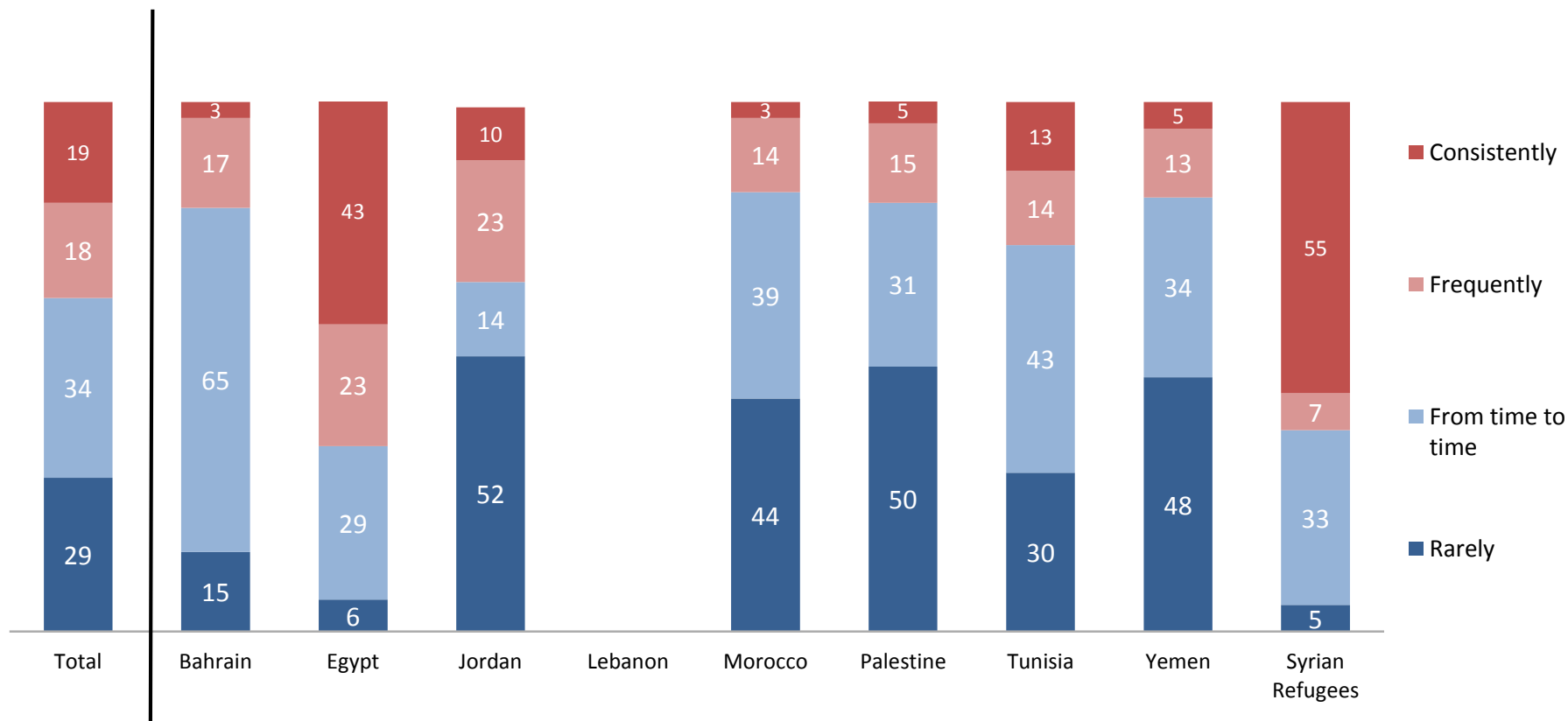
Bread supply – before or after 2010



Q101: Was that...?

Universe: National population, 16 (18) to 30 years
Basis: Respondents that made the experience to wait for bread (Q100)
Values in percent / Attention: in part small number of cases

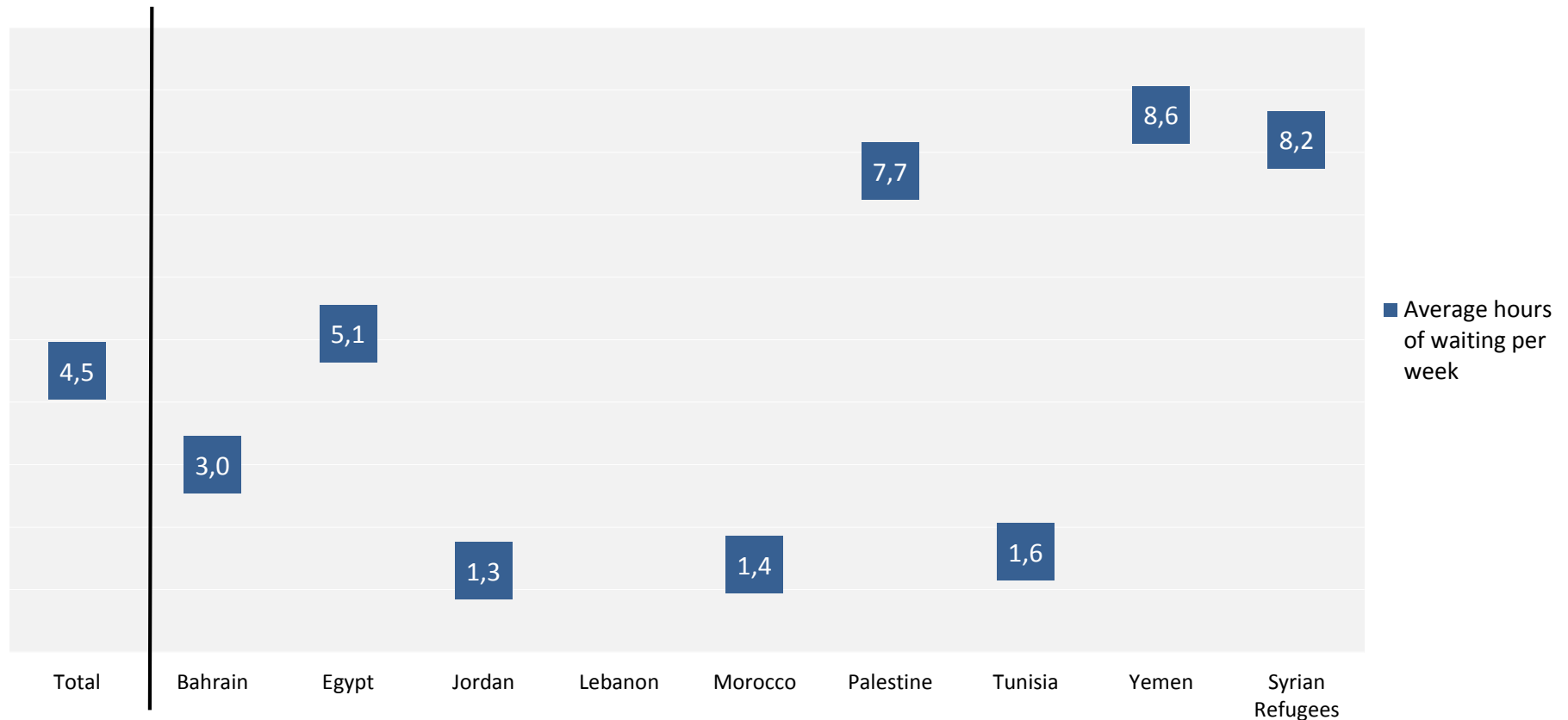
Bread supply – frequency



Q102: Did that happen...?

Universe: National population, 16 (18) to 30 years
Basis: Respondents that made the experience to wait for bread (Q100)
Values in percent / Attention: in part small number of cases

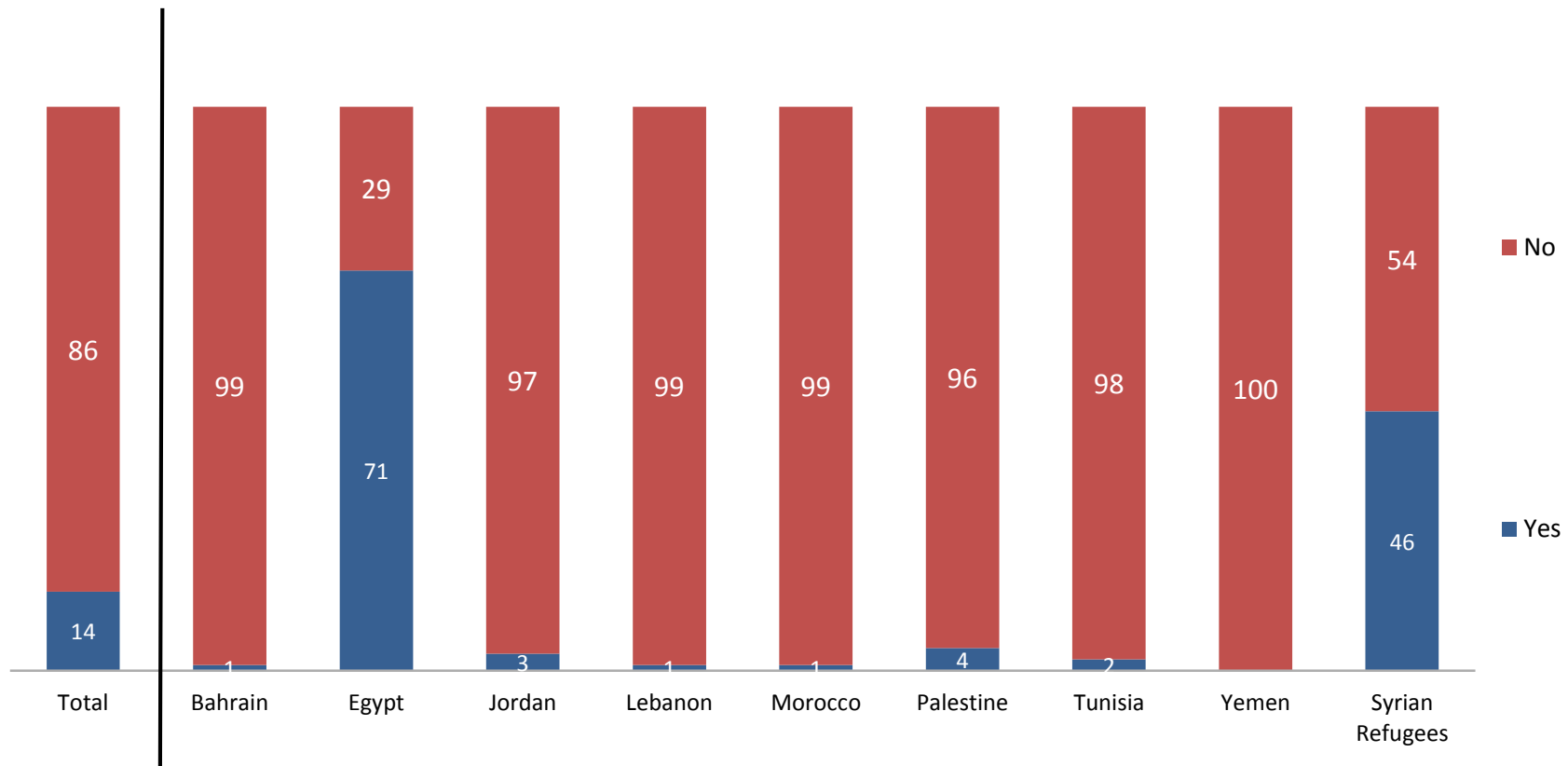
Average hours of waiting for bread per week



Q103: Can you please indicate the average hours of waiting per week?

Universe: National population, 16 (18) to 30 years/
Basis: Respondents that waited "permanently" or "frequently" for bread (Q102)
Average hours / Attention: in part small number of cases

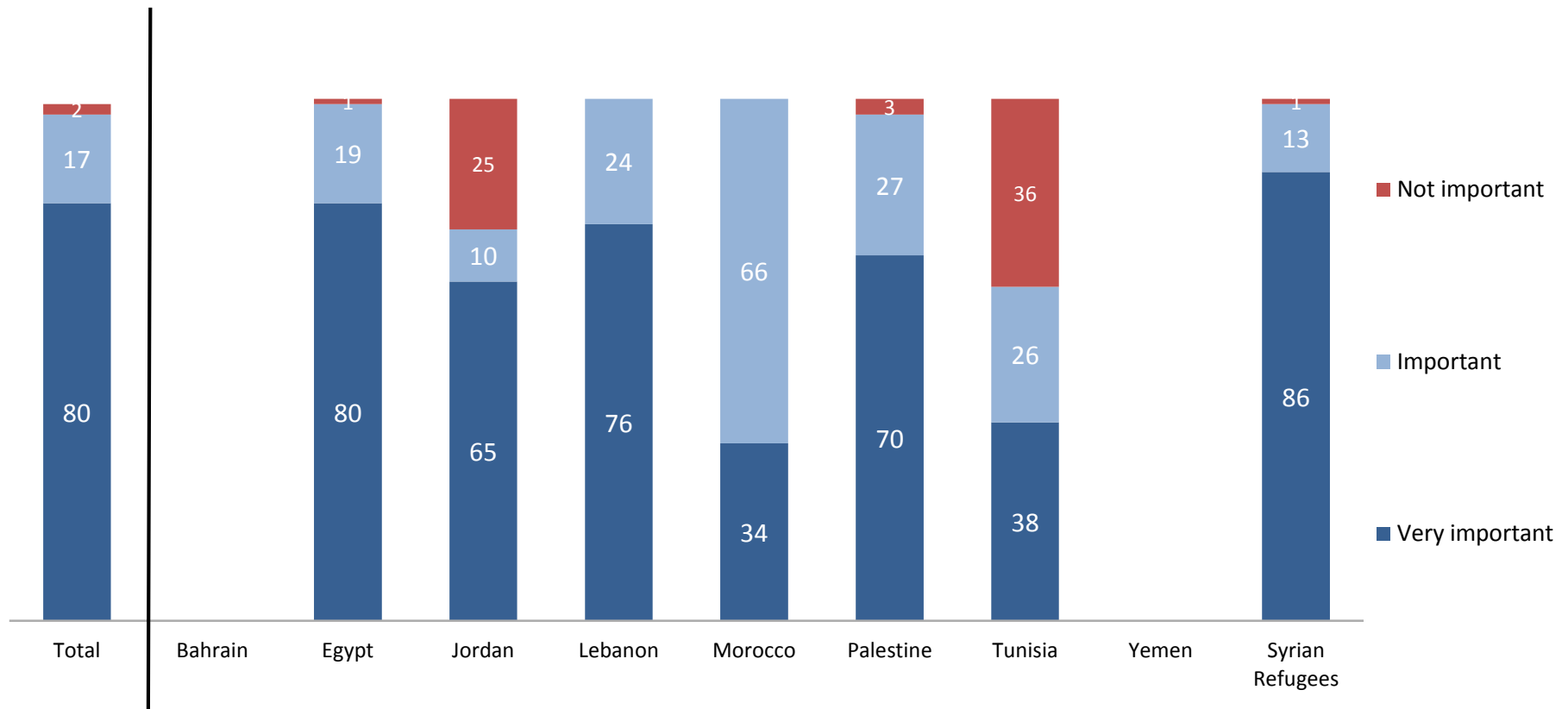
Ration card possession



Q104: Do you possess a ration card in order to buy or receive food?

Universe: National population, 16 (18) to 30 years/
Values in percent

Importance of ration cards



Q105: How important is the ration card for you and your family?

Universe: National population, 16 (18) to 30 years/
Basis: Respondents that possess a ration card (Q104)
Values in percent / Attention: in part small number of cases

Buying food

	Total	Bahrain	Egypt	Jordan	Lebanon	Morocco	Palestine	Tunisia	Yemen	Syrian Refugees
Weekly market	37	0	52	33	15	45	43	62	61	23
Street vendor (sitting on the ground)	13		21	13	10	10	23	5	21	16
Mobile hawker with carriage	16	0	17	15	10	18	26	4	20	30
Stall at the neighborhood market	16	0	12	16	18	18	17	21	19	25
Grocer	70	0	67	59	79	87	84	91	90	74
Butcher	45		61	42	68	44	48	50	48	46
Bakery	39	1	52	62	37	42	46	58	20	29
Supermarket (self-service)	45	81	38	43	84	10	55	25	15	57
Hypermarket	16	49	18	22	15	8	19	3	4	1
Wholesaler	13	1	14	15	8	15	16	5	41	4
Malls	22	80	12	29	19	1	29	23	5	1
Other	3	3	3	3	1	2	6	3	5	

Q106: In order to buy food do you use ...?
Multiple answers possible

Universe: National population, 16 (18) to 30 years
Values in percent

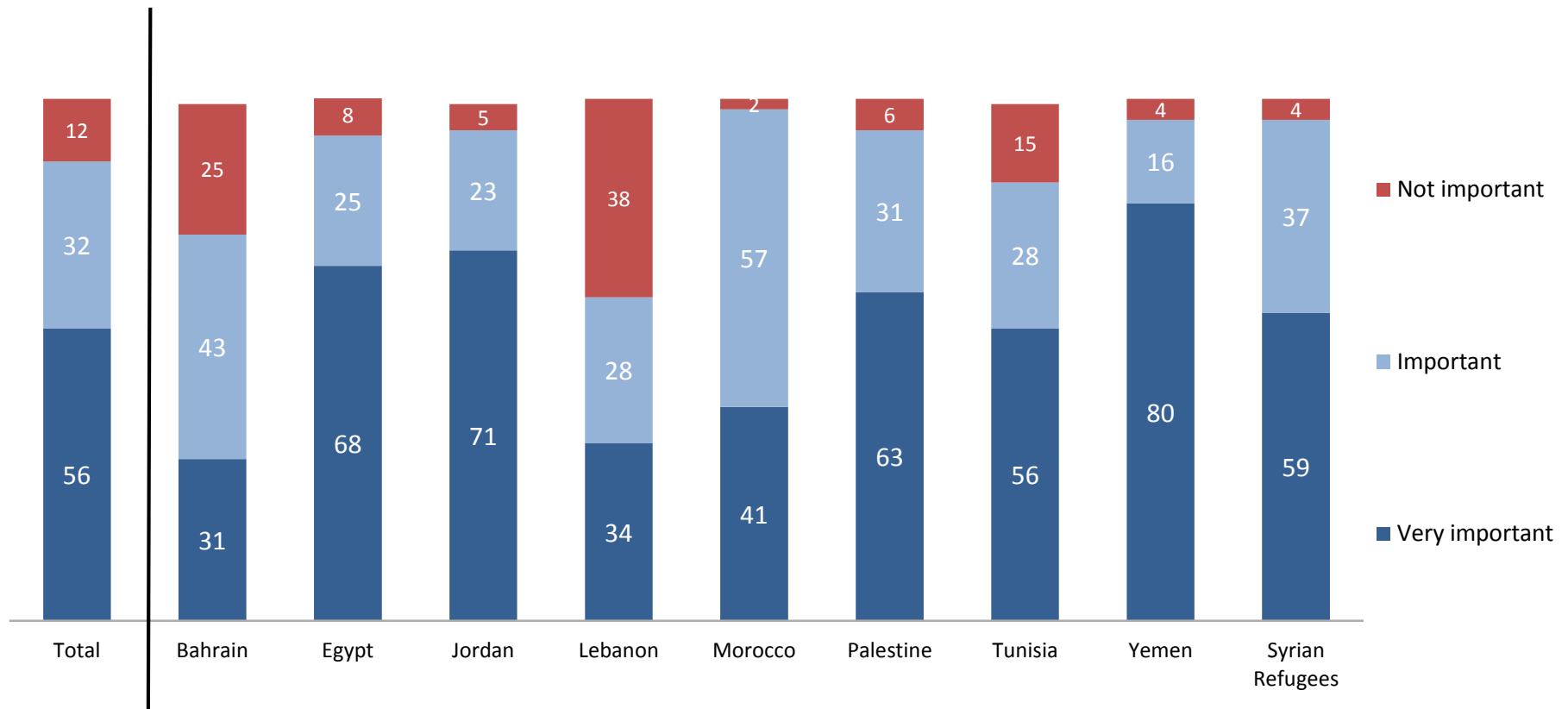
Frequency of buying food

	Total	Bahrain	Egypt	Jordan	Lebanon	Morocco	Palestine	Tunisia	Yemen	Syrian Refugees
Weekly market	16		25	36	20	4	12	4	12	5
Street vendor (sitting on the ground)	29		72	10	47	35	11	20	34	27
Mobile hawker with carriage	31		69	9	34	45	17	19	39	40
Stall at the neighborhood market	54		62	15	74	70	29	75	72	75
Grocer	80		85	63	81	90	64	90	84	81
Butcher	17		2	7	36	42	7	19	12	18
Bakery	74		84	73	71	74	62	81	48	90
Supermarket (self-service)	25		14	36	27	8	34	25	12	16
Hypermarket	7		2	8	11	7	4	20	7	18
Wholesaler	5		11	4	14	6	4	5	1	9
Malls	6		3	5	7		2	15	8	

Q107: Can you please tell me the frequency of use of each selected outlet to buy food items?

Universe: National population, 16 (18) to 30 years / Basis: respondents that mentioned at least one item in Q106; Respondents that ranked the respective item/Values in percent "Daily"/"Every second day"

Importance of halal products



Q108: A lot of food products we are consuming are produced outside the Arab World. How important is it for you that all of them are halal products?

Universe: National population, 16 (18) to 30 years
Values in percent

Halal products

	Total	Bahrain	Egypt	Jordan	Lebanon	Morocco	Palestine	Tunisia	Yemen	Syrian Refugees
Cosmetics	8	11	13	19	4	11	6	5	6	0
Convenience food	32	27	34	41	30	30	42	10	13	59
Meat	45	26	54	62	47	34	47	15	37	82
Other	8	31	3	10	1	13	5	4	4	0
None	30	30	17	17	40	31	24	58	48	4
Don't know	10	12	17	5	4	16	8	20	8	1

Q109: Have you ever consciously bought a product – food or cosmetics – that was labeled as being halal? Multiple answers possible

Universe: National population, 16 (18) to 30 years
Values in percent

PUBLIC SPHERE

Important for life

	Total	Bahrain	Egypt	Jordan	Lebanon	Morocco	Palestine	Tunisia	Yemen	Syrian Refugees
Absence of violence	8,8	9,3	8,1	8,4	9,0	7,6	9,1	9,4	8,8	9,2
Security of basic needs	8,9	9,1	8,1	8,4	9,1	7,6	9,2	9,5	9,4	9,2
basic rights for minorities	7,5	8,8	6,3	6,7	8,1	6,9	7,2	7,9	7,6	8,5
Freedom of opinion and speech	8,0	6,8	7,2	8,0	8,7	7,5	8,3	9,0	8,0	8,4
Freedom of assembly	7,3	6,1	6,7	7,3	8,5	7,2	7,5	8,6	5,2	8,3
Freedom to elect political leaders	6,8	5,4	7,0	5,8	7,7	6,7	6,6	7,6	6,6	7,4
Freedom of movement	7,8	6,1	7,4	7,3	8,5	7,2	8,2	8,7	7,9	8,6

Q110: How important for your life is the ...? (1=not important at all to 10=totally important)

Universe: National population, 16 (18) to 30 years/
Average scores

Three most important rights

	Total	Bahrain	Egypt	Jordan	Lebanon	Morocco	Palestine	Tunisia	Yemen	Syrian Refugees
Absence of violence	83		76	78	88	81	82	86	78	94
Security of basic needs	80		81	76	75	59	86	76	94	93
Basic rights for minorities	21		19	32	19	33	6	23	17	20
Freedom of opinion and speech	51		37	45	63	56	64	63	44	35
Freedom of assembly	12		10	19	9	22	7	16	5	7
Freedom to elect political leaders	16		24	18	16	17	12	11	17	8
Freedom of movement	34		31	29	30	24	43	25	45	42

Universe: National population, 16 (18) to 30 years/
Values in percent "Rank 1, 2, or 3"

Q111: Please rank the three most important rights for you.

Three most important rights – provision by State

	Total	Bahrain	Egypt	Jordan	Lebanon	Morocco	Palestine	Tunisia	Yemen	Syrian Refugees
Absence of violence	60		89	89	42	87	50	66	41	28
Security of basic needs	57		89	88	35	80	46	64	43	30
Basic rights for minorities	64		84	75	51	73	47	62	48	51
Freedom of opinion and speech	59		79	82	45	80	46	73	46	18
Freedom of assembly	63		85	72	49	72	45	64	35	25
Freedom to elect political leaders	61		81	59	43	67	56	72	59	26
Freedom of movement	54		85	81	42	83	38	59	42	33

Universe: National population, 16 (18) to 30 years

Q112: Related to these three rights, can the state provide what you need?

Basis: Respondents that ranked the respective item / Values in percent "yes"

Preferred political system

	Total	Bahrain	Egypt	Jordan	Lebanon	Morocco	Palestine	Tunisia	Yemen	Syrian Refugees
A strong man who governs the country	26	60	25	32	14	27	13	23	21	17
A strong woman who governs the country	1	0	1	1	4	1	1	2	1	1
A religious state based on sharia	11		5	18	3	9	33	4	17	8
A socialist system	1	2	1	1	1	2	1	2	2	1
A combined socialist and Islamic system	2	1	2	2	0	4	6	2	3	1
A democratic system	38	32	51	21	69	23	23	52	24	52
A combined democratic and Islamic system	11	4	7	22	4	15	15	7	18	8
A system without nation states	0	0	1	1	0	0	0	0	0	
Other	1		1		2	4	1	1	1	1
Don't know	7	0	7	3	3	16	6	7	14	11

Universe: National population, 16 (18) to 30 years
Values in percent

Q113: If you look around the world, what kind of political system would you prefer?

Trust in institutions I

	Total	Bahrain	Egypt	Jordan	Lebanon	Morocco	Palestine	Tunisia	Yemen	Syrian Refugees
Public health system	32	86	19		19	14	34	24	31	31
Educational system	41	87	18	50	40	24	48	28	35	37
Media	19	12	16	54	15	14	19	16	8	17
Family	79	90	83	30	85	67	88	90	89	84
United Nations	21	8	6	86	13	8	6	13	5	47
Police	35	85	33	21	33		33	26	18	34
Government	32	82	35	76	9	9	24	13	15	27
Trade Unions	15	7	8	51	12	9	15	8	7	18
Parliament	11	5	12	26	9	7	9	8	8	20

Q114: What about your trust in different institutions?

Universe: National population, 16 (18) to 30 years/
Values in percent "Trust in institution"

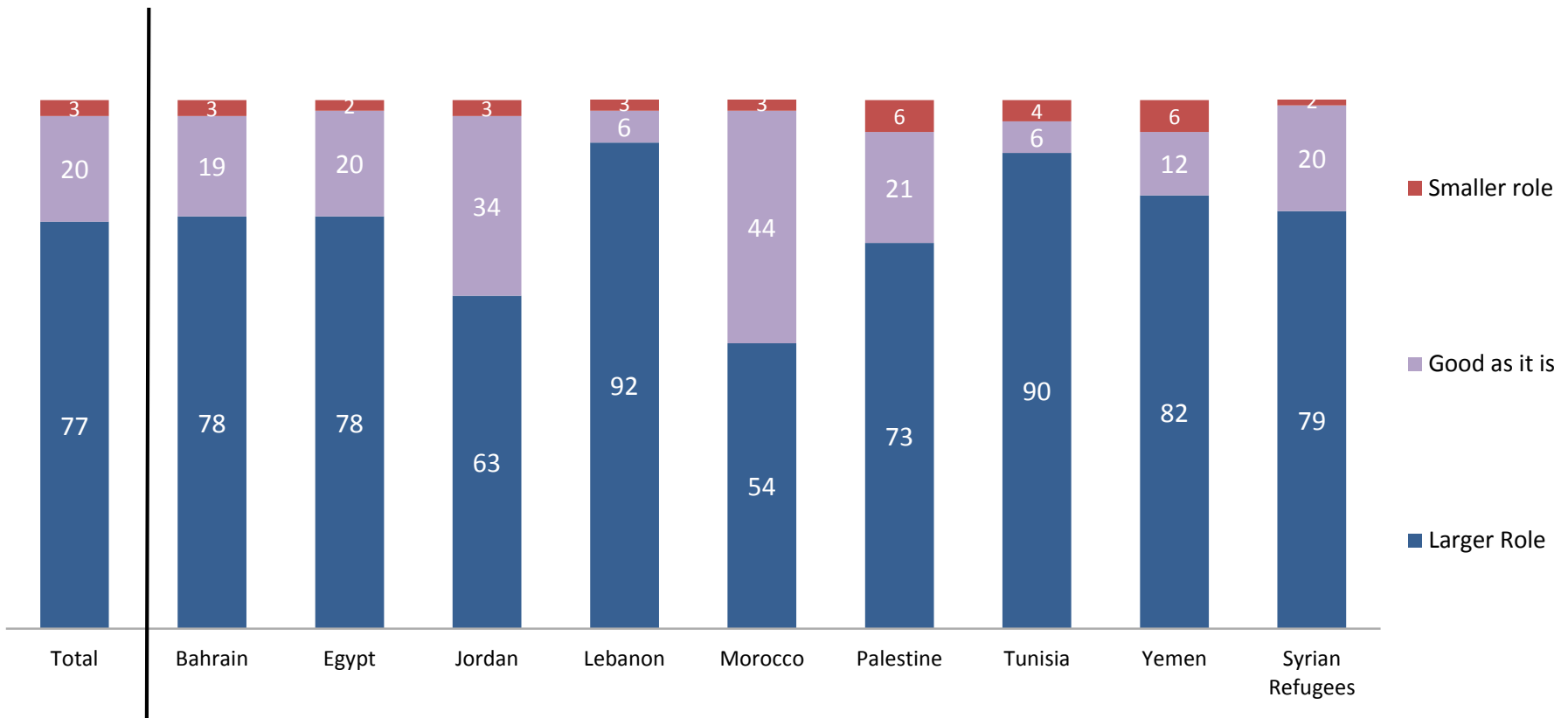
Trust in institutions II

	Total	Bahrain	Egypt	Jordan	Lebanon	Morocco	Palestine	Tunisia	Yemen	Syrian Refugees
Zawiya	5	3	6		2	8	3	3	2	9
Human rights NGOs	16	4	11	21	12	13	16	12	16	35
Neighbourhood associations	10	4	11	12	2	16	11	7	19	9
Tribe	20	3	6	24	11	12	38	7	42	36
Parties	7	2	7	21	9	8	8	3	4	5
Religious organisations	20	4	23	37	16	16	21	11	29	21
Legal system and courts	23	13	43	26	18	11	26	30	20	25
Military	49	21	61	49	81		22	72	32	53
Militias (armed groups)	14	4	9		3		5	6	6	2

Universe: National population, 16 (18) to 30 years/
Values in percent "Trust in institution"

Q114: What about your trust in different institutions?

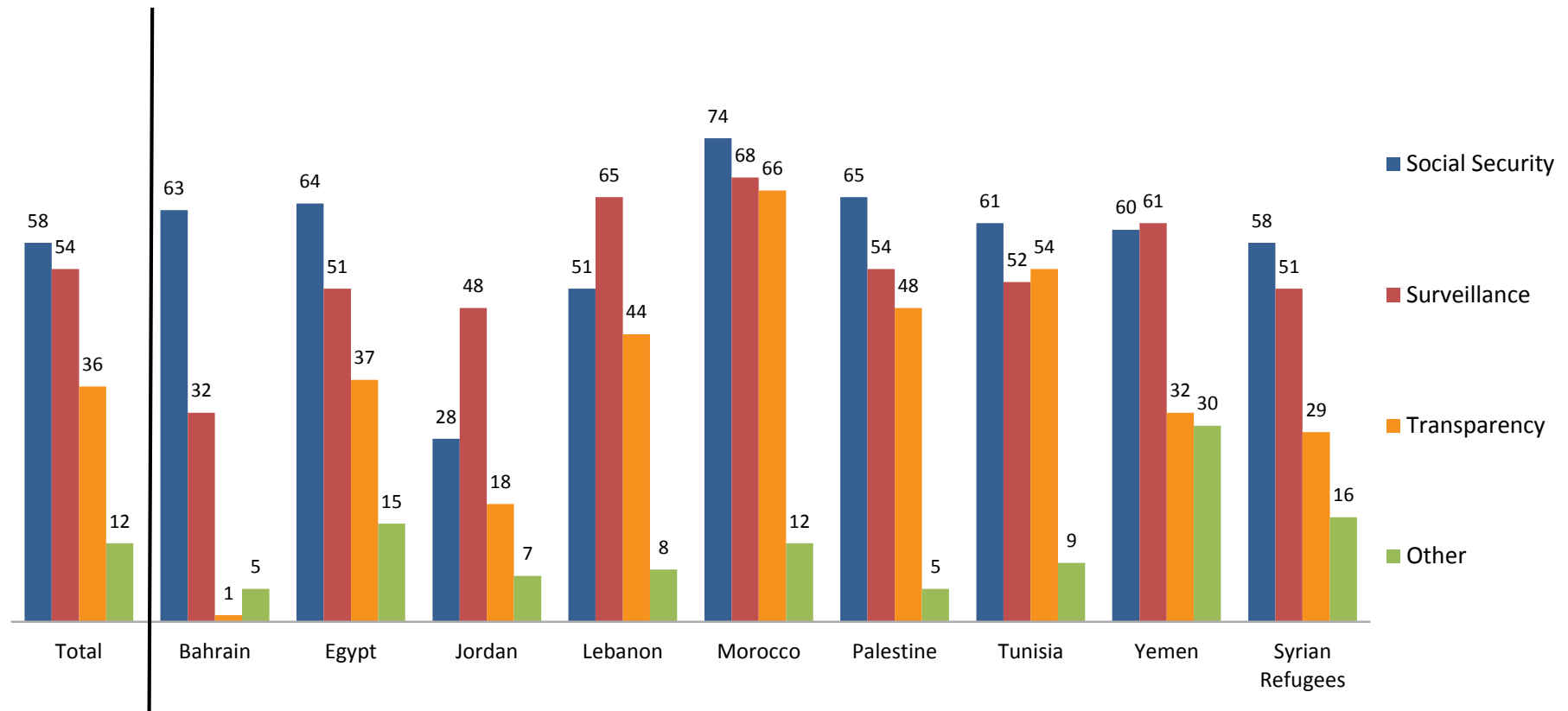
Role of state in daily life



Q115: Should the state play a larger or a smaller role in daily life or is it good as it is at the moment?

Universe: National population, 16 (18) to 30 years/
Values in percent

Larger role of state in daily life



Q116: If larger: Can you please specify the area where the state should be more present?
Multiple answers possible

Universe: National population, 16 (18) to 30 years/
Basis: Respondents that want the state to have a larger role (Q115)/
Values in percent

Events in the MENA region

	Total	Bahrain	Egypt	Jordan	Lebanon	Morocco	Palestine	Tunisia	Yemen	Syrian Refugees
Arab Spring	20	59	11	19	8	38	14	13	18	3
Revolution	29	31	65	8	17	28	24	40	32	15
Insurgency	6		5	2	6	2	13	2	10	11
Riot	11	1	7	5	18	9	16	10	15	16
Rebellion	11	0	6	8	14	10	23	6	20	11
Uprising	8	2	5	2	7	10	17	14	10	5
Civil war	10	0	8	6	10	7	18	7	22	9
Foreign intervention	21	0	14	20	33	11	39	13	30	26
Coup d'état (<i>inqilab</i>)	10	0	7	4	9	9	23	8	23	6
Anarchy (<i>fawda</i>)	25	0	12	14	42	19	33	18	31	54
Popular movement (<i>haraka sha'biyya</i>)	6	6	7	2	3	2	5	11	11	4
Other	3	1	1	2	2	6	1	3	5	2

Q118: How do you term the events that are taking place in the MENA region since late 2010/early 2011? Multiple answers possible

Universe: National population, 16 (18) to 30 years
Values in percent

Statements on events I

	Total	Bahrain	Egypt	Jordan	Lebanon	Morocco	Palestine	Tunisia	Yemen	Syrian Refugees
The events did not change anything	43		46	37	49	37	48	65	29	29
The events are continuing	66		43	73	72	44	72	58	83	82
The events were started by the youth and then hijacked by others	54		56	54	41	37	55	76	58	52
The events united the youth globally	24		36	30	12	29	21	30	20	12
The events were of great importance for myself	22		37	33	8	24	15	24	23	15
The events were enabled by the secular youth	19		28	22	9	20	19	15	32	10
The Muslim Brotherhood made the events happen	18		22	20	20	20	18	9	23	10
The Islamists are strengthened by the events	20		21	19	18	22	19	29	17	15
The events changed my life	32		29	32	12	20	18	18	56	68

Universe: National population, 16 (18) to 30 years/
Values in percent "agree"

Q119: Now, talking about these events, how would you judge the following statements?

Statements on events II

	Total	Bahrain	Egypt	Jordan	Lebanon	Morocco	Palestine	Tunisia	Yemen	Syrian Refugees
With the events we are better off today	12		24	19	6	19	6	11	8	3
The events enabled Islamic solidarity to grow	14		18	19	8	19	9	13	13	8
The events enabled the secular forces to grow	15		23	18	10	18	14	15	13	10
The events brought the Arab people closer to each other	20		26	26	13	25	12	24	15	16
The events are responsible for widespread violence	57		44	53	66	32	67	61	68	66
International actors have supported Arab regimes too long	31		24	29	40	23	34	29	29	38
External actors instigated the events	46		31	42	59	29	56	42	55	52
International actors have worked long for the Arab regimes to fall	44		32	41	54	28	57	42	53	44
The US wanted to stir up the whole region	50		38	47	60	35	66	43	58	51

Universe: National population, 16 (18) to 30 years/
Values in percent "agree"

Q119: Now, talking about these events, how would you judge the following statements?

Statements on role in society

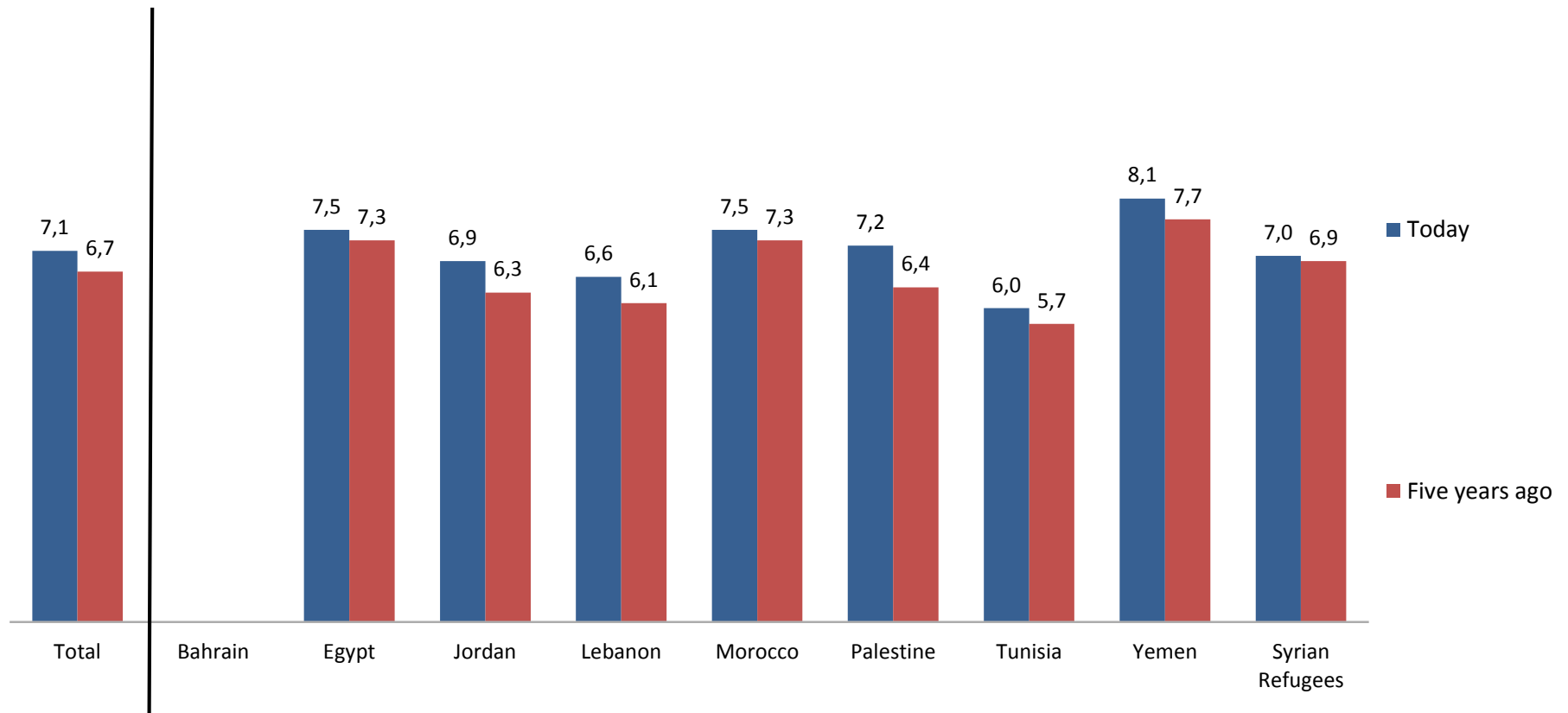
	Total	Bahrain	Egypt	Jordan	Lebanon	Morocco	Palestine	Tunisia	Yemen	Syrian Refugees
I perceive myself as a citizen with the same rights as all other citizens	7,2		7,3	7,6	7,5	6,6	7,5	7,4	7,9	6,1
In this society not everybody has the same rights	6,8		6,0	6,8	7,6	6,4	7,3	6,9	6,3	7,5
I feel excluded from society	4,8		5,0	5,4	4,4	4,8	4,7	3,5	4,5	6,1
I am part of a minority	3,8		4,5	4,5	3,5	4,4	3,6	2,5	3,1	4,2

Q120: Please, consider the following statements. Do you rather disagree or agree?
Scale from 1 (Completely disagree) through 10 (Completely agree)

Universe: National population, 16 (18) to 30 years/
Average values

SOCIETY AND IDENTITY

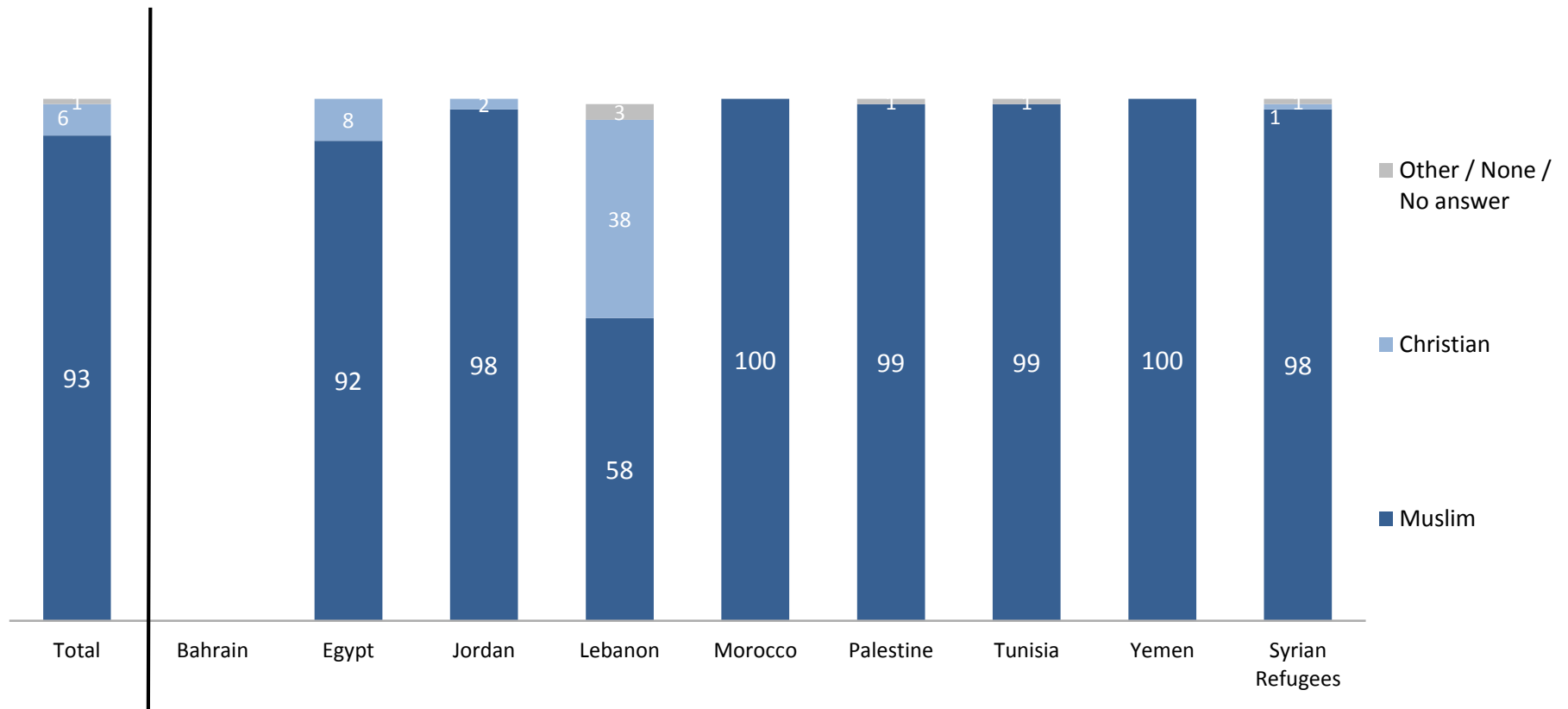
Religion



Q121a: How religious are you today, on a scale from 1 = not religious at all to 10 = very religious?
Q121b: How religious were you 5 years ago, on a scale from 1 = not religious at all to 10 = very religious?

Universe: National population, 16 (18) to 30 years/
Average values

Religious conviction



Q122: Would you tell me your religious conviction?

Universe: National population, 16 (18) to 30 years/
Values in percent

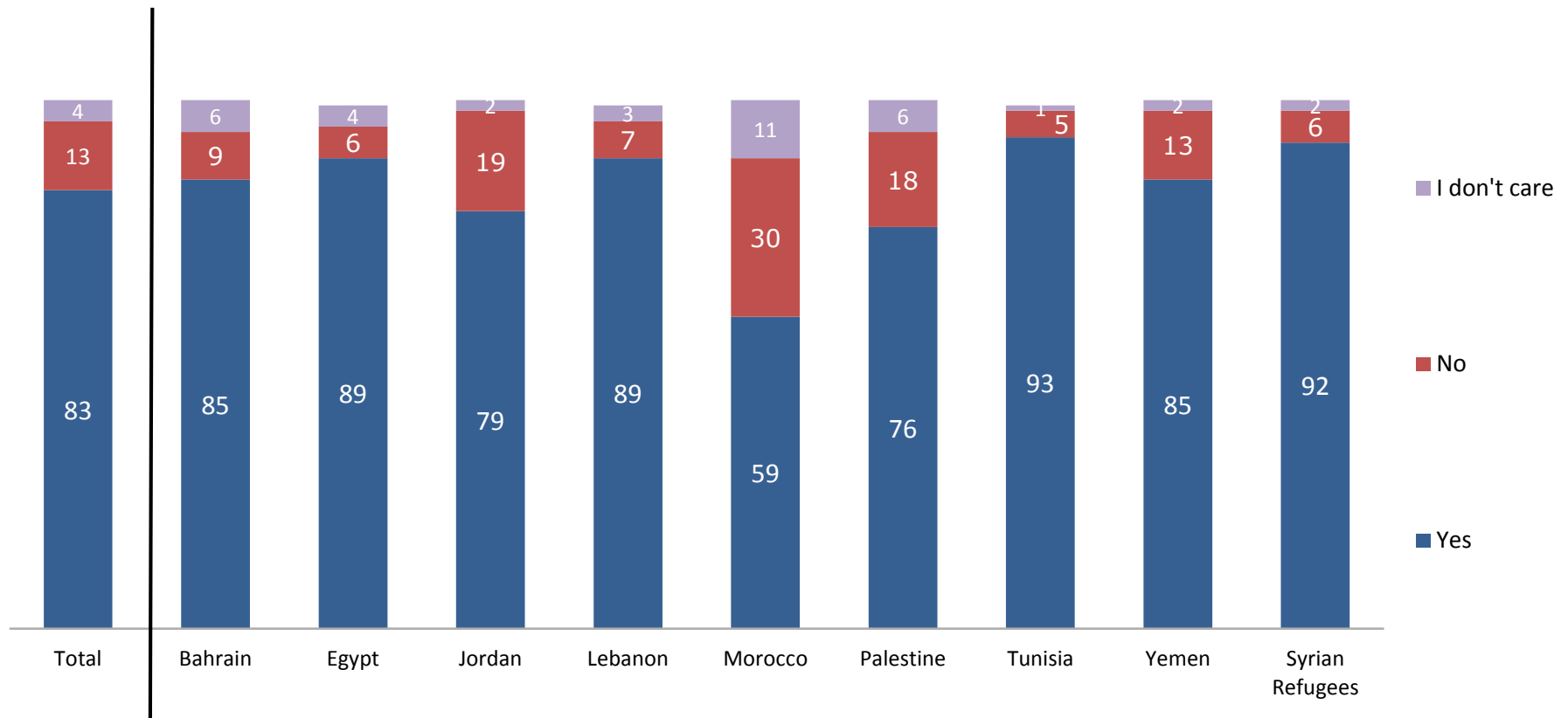
Religious signs

	Total	Bahrain	Egypt	Jordan	Lebanon	Morocco	Palestine	Tunisia	Yemen	Syrian Refugees
Prayer bump	6	1	11	16	0	8	13	1	5	1
Headscarf (for women only)	30	34	35	32	16	25	39	19	25	44
Niqâb (for women only)	5	1	3	3	1	4	3	0	31	2
Tattoo	0	0	1		3	0			0	
Cross	4	0	8	1	22	1	0			1
Short djellaba (for men only)	1	1	1	0		3	0	0	0	1
None	48	54	30	43	41	46	42	75	48	47
Other	11	9	18	14	19	19	8	6	4	7

Q123: Which visible signs of your religious orientation are you wearing / using?
(Interviewer: Observe, don't ask.)

Universe: National population, 16 (18) to 30 years/
Values in percent

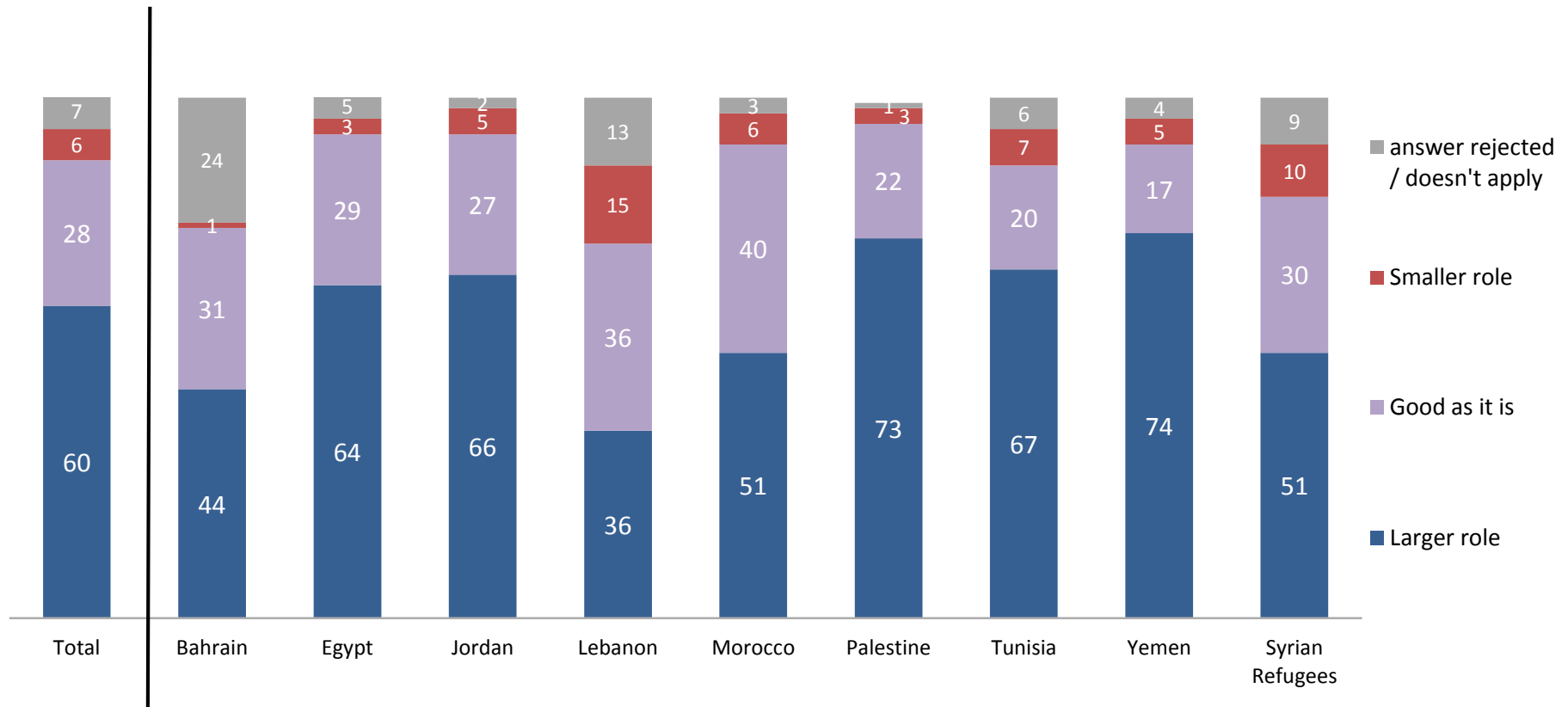
Religion as private matter



Q124: What do you think? "Religion is a private matter and nobody should interfere."

Universe: National population, 16 (18) to 30 years/
Values in percent

Role of Islam



Q125: Should Islam play a larger or a smaller role in daily life, or is it good as it is at the moment? (Auto-code 'does not apply' for non-Muslims)

Universe: National population, 16 (18) to 30 years/
Values in percent

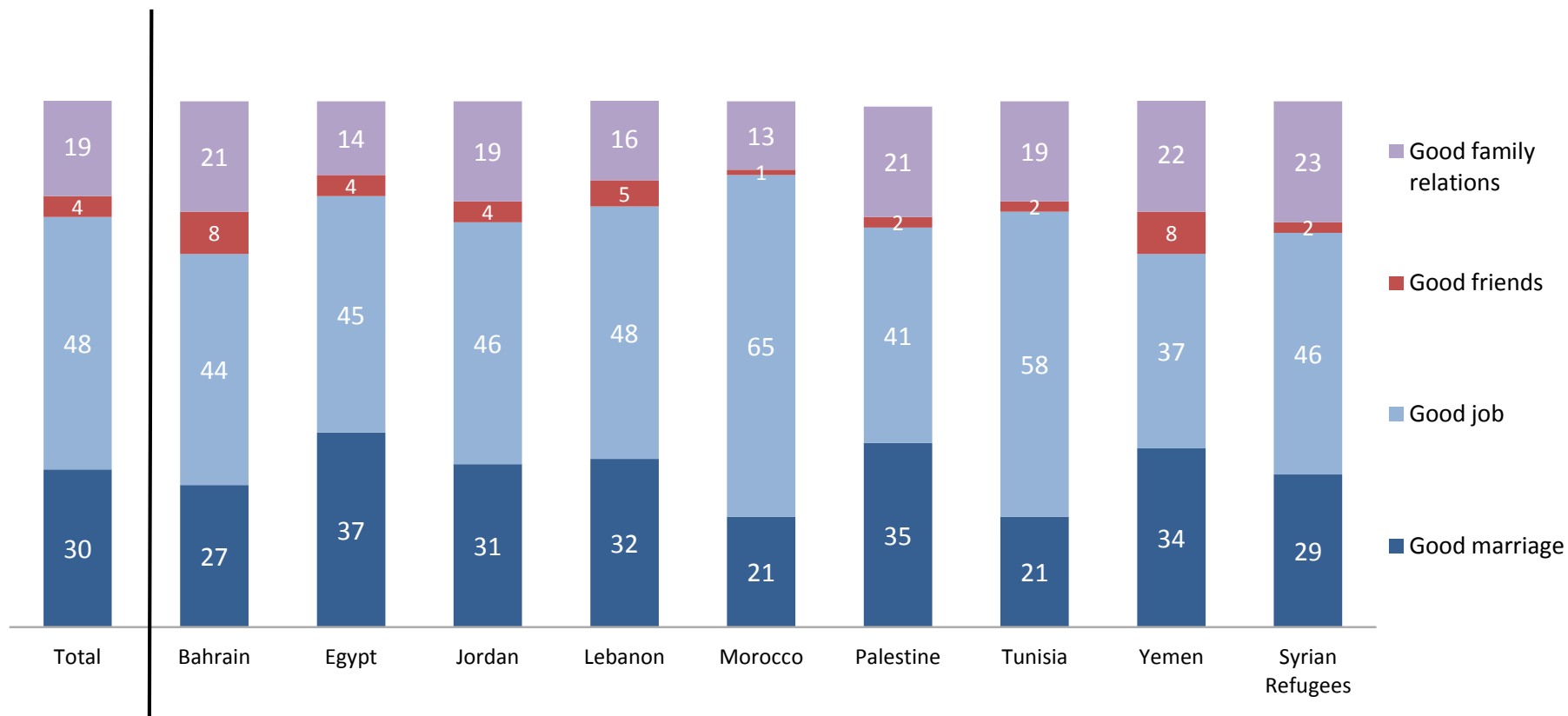
Attachment to groups

	Total	Bahrain	Egypt	Jordan	Lebanon	Morocco	Palestine	Tunisia	Yemen	Syrian Refugees
Your national community	7,2		6,7	7,7	6,8	7,2	7,0	7,1	7,6	7,5
Your religious community	7,4		6,9	7,5	6,8	7,5	7,4	7,1	8,5	7,6
The Arab nation	5,9		5,4	6,7	4,1	6,9	5,5	6,2	6,0	6,3
Your tribal community	6,1		5,3	6,7	4,4	6,8	5,4	5,9	7,5	6,5
People of your region	7,5		7,1	7,3	7,5	7,7	7,3	7,9	8,4	7,3
Your family	8,9		8,5	8,6	9,0	8,2	9,0	9,3	9,6	8,8
Young people around the world	4,5		4,4	5,7	4,3	6,4	3,9	5,1	3,6	2,8

Q126: What about your attachments to different groups. Do you feel attached to...?
Scale from 1 = not attached at all through 10 =totally attached

Universe: National population, 16 (18) to 30 years/
Average values

Personal future



Q127: What is most important for your personal future?

Universe: National population, 16 (18) to 30 years/
Values in percent

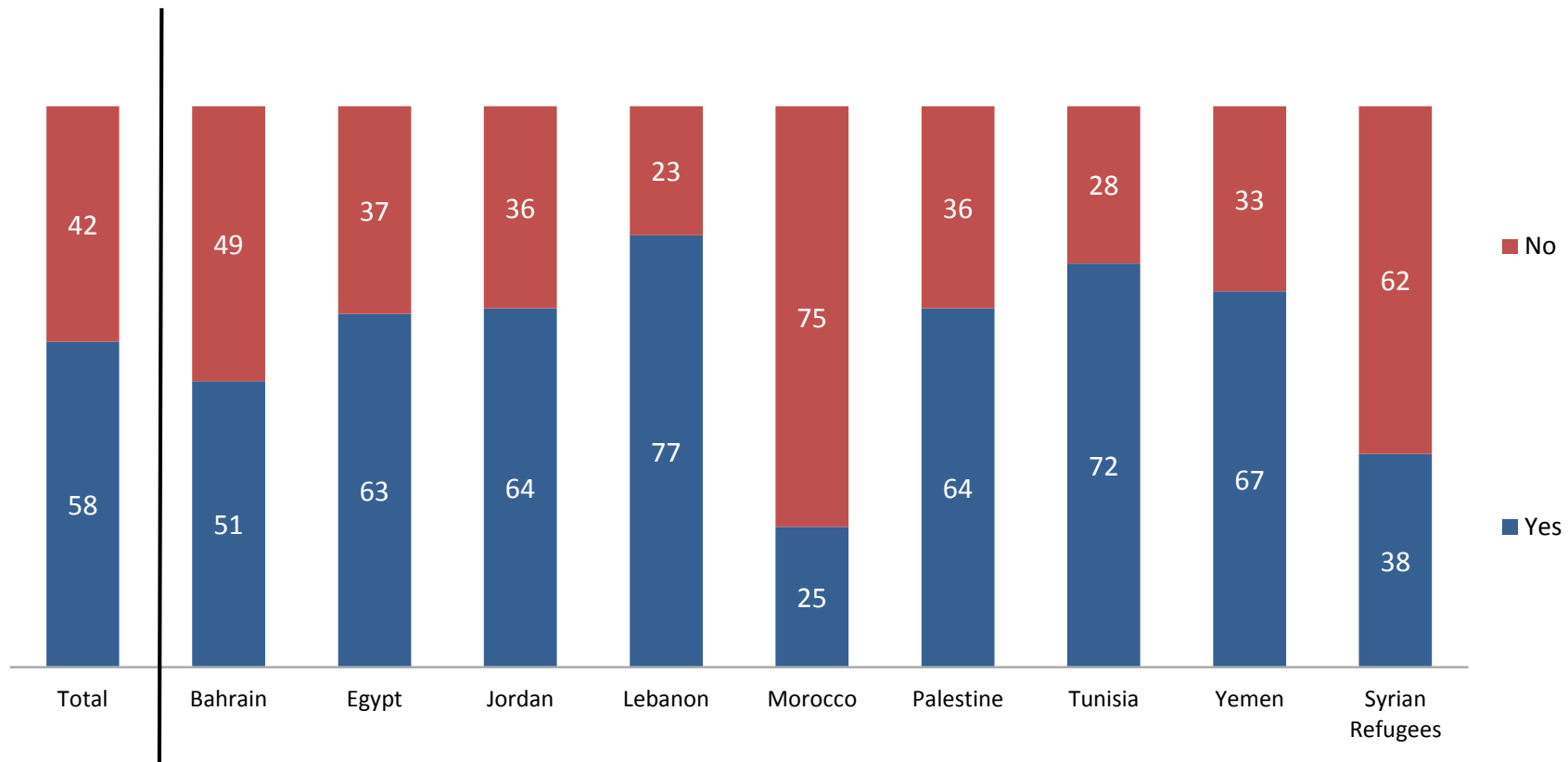
Connection to young people

	Total	Bahrain	Egypt	Jordan	Lebanon	Morocco	Palestine	Tunisia	Yemen	Syrian Refugees
Music scene	24		37	23	26	48	12	28	11	5
Soccer	26		51	27	25	40	18	26	20	5
Other sports	21		36	18	21	28	13	28	17	4
Human rights movements	14		12	10	13	22	8	26	15	2
Fashion	27		44	34	26	41	17	34	17	4
Gaming	21		42	20	19	28	16	28	15	3
Travel	21		35	22	19	42	10	25	14	3
Religious groups	11		22	13	9	18	8	11	9	2
Other	10		20	10	6	20	6	11	3	5

Universe: National population, 16 (18) to 30 years/
Values in percent "yes"

Q128: Do you feel connected to young people in other countries who share the same interests?

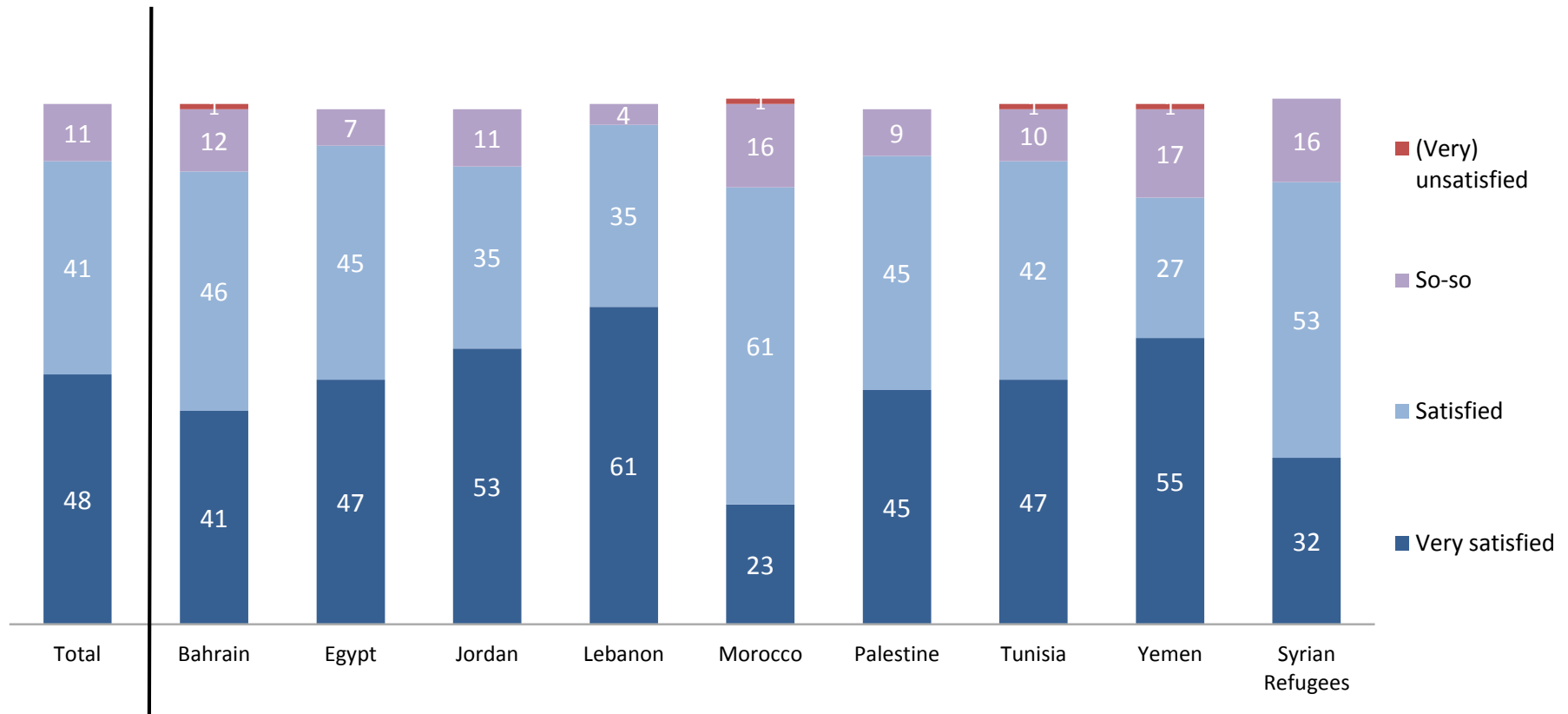
Part of a clique



Q129: Are you part of a fixed group of friends – a “clique” – that is meeting frequently and where everybody knows one another very well?

Universe: National population, 16 (18) to 30 years/
Values in percent

Clique satisfaction



Q130: How satisfied are you with your circle of friends?

Universe: National population, 16 (18) to 30 years
Basis: Respondents that are part of a clique (Q129)/
Values in percent

Importance of aspects I

	Total	Bahrain	Egypt	Jordan	Lebanon	Morocco	Palestine	Tunisia	Yemen	Syrian Refugees
Respecting law and order	8,9	9,8	8,5	8,6	9,1	7,7	8,4	9,1	9,1	9,5
Achieving a high standard of living	8,8	9,8	8,2	8,3	9,1	7,8	8,8	9,5	9,0	9,0
Paying attention to the codes of honour and shame	8,2	4,6	8,3	8,6	8,6	7,6	8,7	9,3	9,4	9,0
Having power and exerting influence	5,8	3,3	5,9	6,4	6,6	6,4	6,3	5,9	5,3	5,9
Developing my own imagination and creativity	7,9	9,5	7,3	7,9	8,2	7,4	8,0	8,4	7,1	7,4
Aiming for more security	8,7	9,6	8,0	8,4	8,7	7,8	8,6	9,2	9,0	8,8
Acting independent from the advices of others	7,5	8,6	7,1	7,7	8,0	7,4	7,3	7,8	6,5	7,5

Q131: As individuals we have imaginations and visions about our personal life, our attitudes and behavior. If you reflect about possible achievements in your life, how important are the following points for you, on a scale from 1 = absolutely unimportant to 10 = absolutely important?

Universe: National population, 16 (18) to 30 years/
Average values

Importance of aspects II

	Total	Bahrain	Egypt	Jordan	Lebanon	Morocco	Palestine	Tunisia	Yemen	Syrian Refugees
Supporting socially excluded and marginalised people	7,0	3,1	6,9	7,2	7,9	7,6	6,9	8,3	7,4	7,8
Pursuing my own agenda, even if against interest of others	5,2	2,3	5,5	6,3	5,5	7,0	5,7	5,4	4,1	5,3
Being diligent, hardworking and ambitious	8,4	9,5	7,8	8,1	8,6	7,7	8,5	8,6	8,3	8,3
Tolerating opinions that I actually would not agree with	7,7	9,0	7,5	7,6	7,7	7,5	7,4	8,3	7,2	7,4
Engaging in politics	4,7	3,1	6,0	4,6	5,3	6,3	4,5	4,1	4,5	3,9
Being able to select my partner by myself	8,4	9,4	7,9	8,3	8,7	7,8	8,3	8,9	8,0	8,4
Enjoying life as much as possible	8,3	9,3	7,9	8,2	8,6	7,7	8,2	8,8	7,8	8,4

Q131: As individuals we have imaginations and visions about our personal life, our attitudes and behavior. If you reflect about possible achievements in your life, how important are the following points for you, on a scale from 1=absolutely unimportant to 10=absolutely important?

Universe: National population, 16 (18) to 30 years/
Average values

Importance of aspects III

	Total	Bahrain	Egypt	Jordan	Lebanon	Morocco	Palestine	Tunisia	Yemen	Syrian Refugees
Doing what the others do	5,9	5,4	6,3	6,0	5,6	6,8	5,9	5,5	4,9	6,7
Safeguarding the traditions of my home-country	7,9	8,2	7,4	8,0	8,0	7,7	7,5	8,1	8,0	8,6
Engaging in a good family life	8,7	9,4	7,9	8,4	8,9	7,7	8,7	9,1	9,1	8,9
Being proud of the history of my country	8,4	8,9	7,8	8,3	8,4	7,6	8,3	8,5	8,9	8,7
Avoiding Westernisation	7,1	4,9	6,9	6,5	7,6	7,3	7,1	7,5	8,0	8,4
Having a partner that I can trust in	8,8	9,5	8,1	8,4	9,0	7,8	8,9	9,1	9,2	9,0
Having good friends who appreciate and accept me	8,5	9,5	7,8	8,1	8,8	7,7	8,3	8,8	8,3	8,7

Q131: As individuals we have imaginations and visions about our personal life, our attitudes and behavior. If you reflect about possible achievements in your life, how important are the following points for you, on a scale from 1=absolutely unimportant to 10=absolutely important?

Universe: National population, 16 (18) to 30 years/
Average values

Importance of aspects IV

	Total	Bahrain	Egypt	Jordan	Lebanon	Morocco	Palestine	Tunisia	Yemen	Syrian Refugees
Being connected with others	8,3	9,6	7,6	8,1	8,7	7,6	7,9	8,5	7,6	8,6
Living consciously a healthy life	8,6	9,7	7,9	8,3	8,8	7,8	8,6	9,0	8,7	8,7
Allowing my decision to be guided by my emotions	6,7	9,3	6,6	6,3	6,6	7,4	5,5	6,1	5,8	6,6
Being financially independent from others	8,3	9,6	7,6	8,2	8,6	7,7	7,9	8,6	7,5	8,7
Acting environmentally conscious in any circumstance	8,4	9,7	7,5	8,0	8,8	7,8	8,0	8,5	8,6	8,8
Believing in God	9,1	9,5	8,5		9,1	8,2	9,1	9,4	9,8	9,3
Spreading the message of Islam	7,9	5,8	7,6		6,6	8,0	8,1	8,6	9,2	7,5

Q131: As individuals we have imaginations and visions about our personal life, our attitudes and behavior. If you reflect about possible achievements in your life, how important are the following points for you, on a scale from 1=absolutely unimportant to 10=absolutely important?

Universe: National population, 16 (18) to 30 years/
Average values

Contact in case of need for money

	Total	Bahrain	Egypt	Jordan	Lebanon	Morocco	Palestine	Tunisia	Yemen	Syrian Refugees
My partner	20	25	20	21	15	10	26	9	23	31
Family	80	87	82	79	83	88	81	86	68	66
Friends	20	10	33	21	12	25	20	16	24	22
Neighbours	3	0	5	3	1	4	2	1	9	4
Awlâd bled	1	0	1	0	1	1	1	0	3	4
Internet platforms	0	1	1	1		1				
Religious scholars	0	0	0	1	0	1	0			0
Public institutions	1	1	1	0	1	2	1	1	1	0
Private initiatives	1	1	0	0	1	1	0	0	0	2
Nobody	2	1	1	0	2	4	1	3	1	2
Other	1		1		1	2	0	1	0	1

Q132: Whom do you approach in case you need money?
Multiple answers possible

Universe: National population, 16 (18) to 30 years/
Values in percent

Contact in case of job-seeking

	Total	Bahrain	Egypt	Jordan	Lebanon	Morocco	Palestine	Tunisia	Yemen	Syrian Refugees
My partner	10	11	10	13	8	6	10	2	9	18
Family	42	49	40	54	46	60	32	23	27	44
Friends	32	19	44	37	40	23	36	12	37	38
Neighbours	6	1	12	7	5	5	5	3	8	5
Awlâd bled	6	2	8	3	4	6	9	6	8	7
Internet platforms	20	46	23	18	16	25	25	20	3	1
Religious scholars	1	1	2	1	1	1	1	1	0	0
Public institutions	20	29	19	15	12	15	36	39	13	3
Private initiatives	7	4	6	9	10	8	6	10	1	4
Nobody	6	1	5	1	4	7	5	6	12	8
Other	1	0	1	2	1	3	1	1	1	1

Q132: Whom do you approach in case you are looking for work?
Multiple answers possible

Universe: National population, 16 (18) to 30 years/
Values in percent

Contact in case of sickness

	Total	Bahrain	Egypt	Jordan	Lebanon	Morocco	Palestine	Tunisia	Yemen	Syrian Refugees
My partner	22	26	20	21	18	9	30	8	25	39
Family	79	84	69	85	86	85	83	76	76	71
Friends	11	12	21	14	7	12	12	2	11	11
Neighbours	2		3	2	1	2	2	0	3	3
Awlâd bled	1		1	1		1	1	0	1	1
Internet platforms	0	0	1	1	0	1	0	1		0
Religious scholars	0	0	0	0		1	0	0		0
Public institutions	6	2	16	3	1	12	3	16	4	0
Private initiatives	1	0	3	0	0	1		1	0	1
Nobody	1	2	0	0	1	3	0	2	1	2
Other	1		1	0	0	1	2	1	1	0

Q132: Whom do you approach in case you are sick?
Multiple answers possible

Universe: National population, 16 (18) to 30 years/
Values in percent

Contact in case of personal problems

	Total	Bahrain	Egypt	Jordan	Lebanon	Morocco	Palestine	Tunisia	Yemen	Syrian Refugees
My partner	22	26	25	20	22	9	27	16	18	38
Family	66	62	68	68	71	75	70	52	61	66
Friends	31	41	47	33	30	20	31	29	28	17
Neighbours	2	0	3	2	2	1	1	1	2	2
Awlâd bled	1		1	1	0	0	2	0	2	1
Internet platforms	0	0	1	0		1		0		
Religious scholars	1	1	3	0	0	1	0	0	0	2
Public institutions	0	0	0	0	0	1	0	0	1	
Private initiatives	0	0	1		1	1				1
Nobody	5	5	2	0	3	8	2	11	6	3
Other	1	0	1		1	4	0	1	1	0

Q132: Whom do you approach in case of personal problems?
Multiple answers possible

Universe: National population, 16 (18) to 30 years/
Values in percent

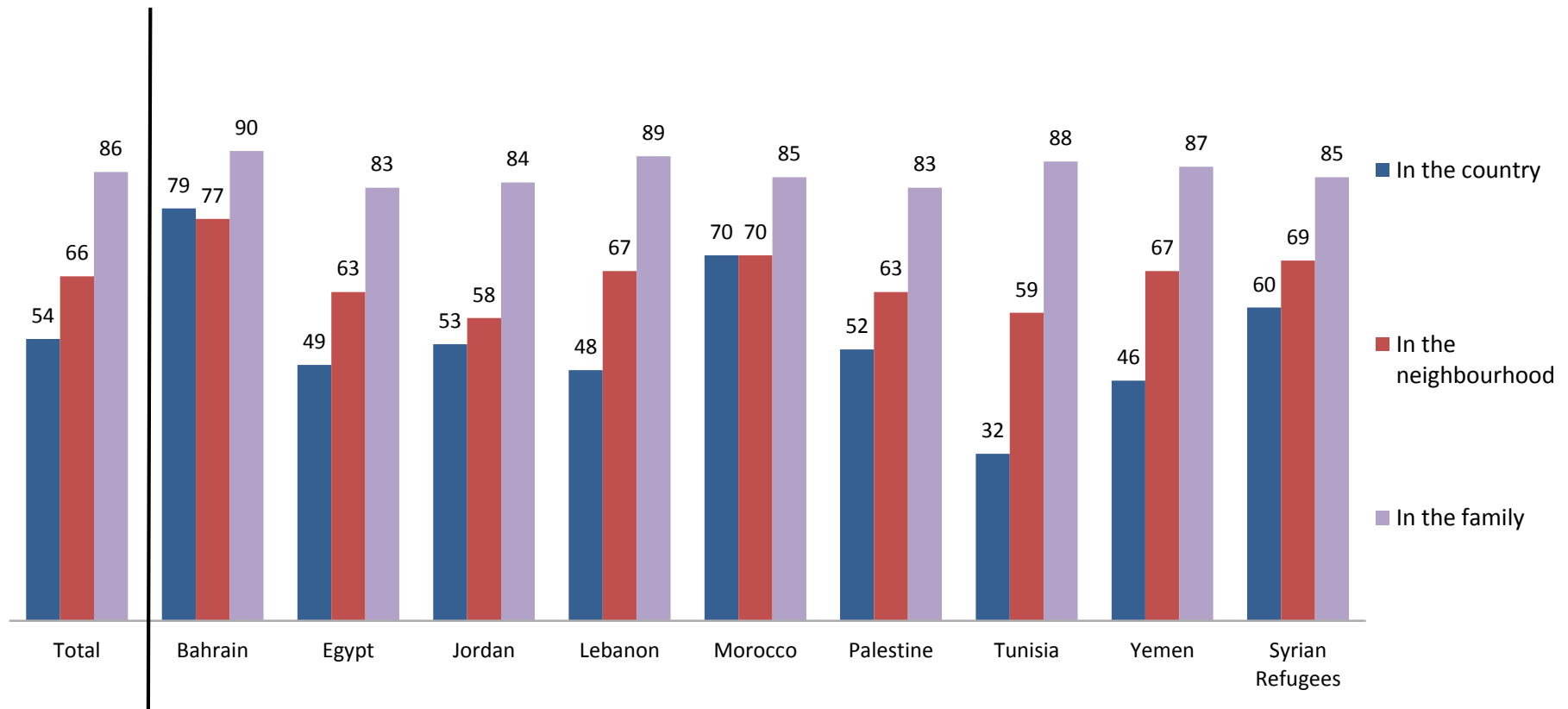
Family life

	Total	Bahrain	Egypt	Jordan	Lebanon	Morocco	Palestine	Tunisia	Yemen	Syrian Refugees
One needs a family	92	80	91	92	91	92	94	96	91	95
One can live alone and be happy	5	11	5	7	4	7	3	3	6	2
Alone, one definitely is happier	1	4	1	1	1	0	1	0	2	2
Not sure	2	5	2	1	3	1	2	0	2	1

Q133: Do you believe that one needs a family to live a happy life or can one be as happy or even happier living alone?

Universe: National population, 16 (18) to 30 years/
Values in percent

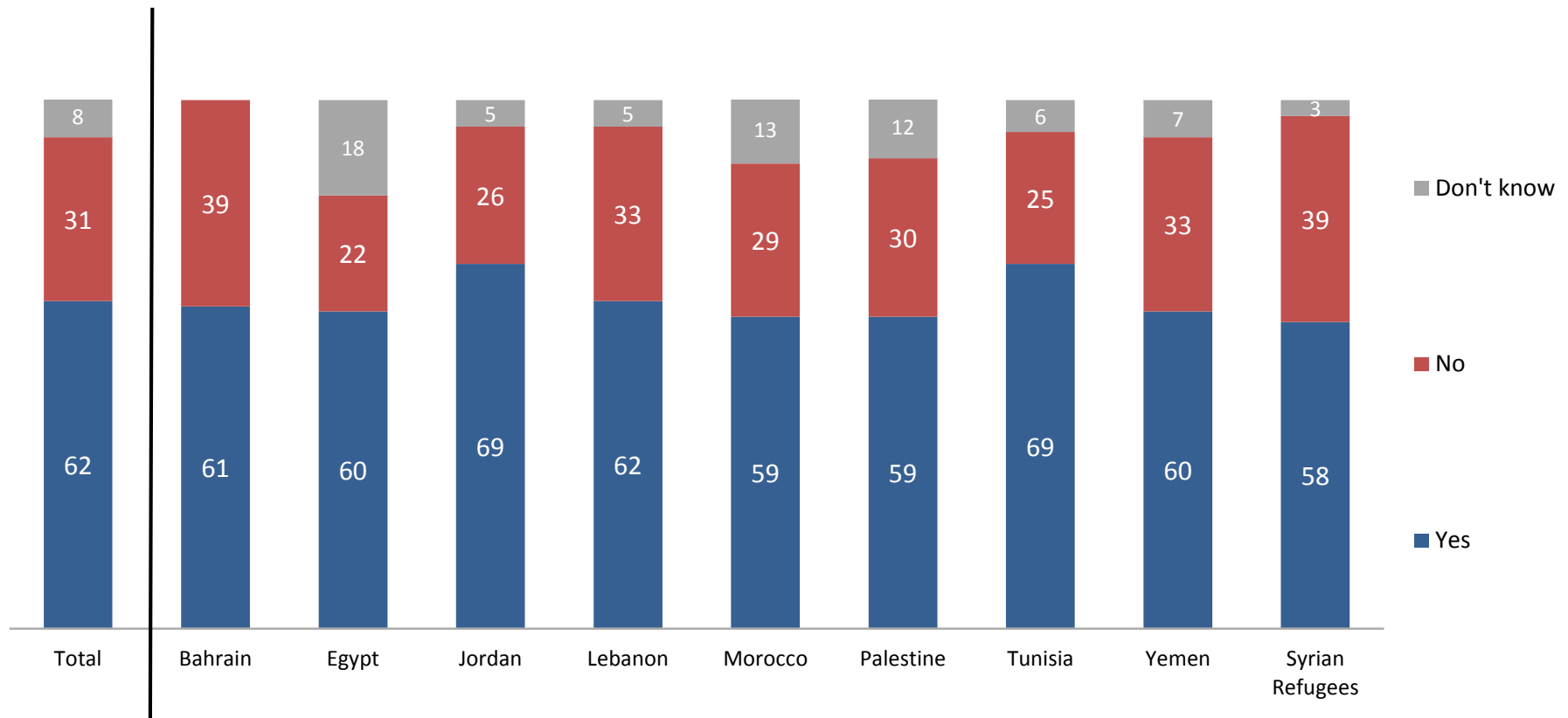
Harmony between men and women



Q134: How would you describe the relations between men and women in your country / in your neighbourhood / in your family? (In harmony or in tension?)

Universe: National population, 16 (18) to 30 years/
Values in percent answer "in harmony" /
missing values "in tension" and "don't know"

Finding a partner



Q135: Has it become more difficult to find a partner in recent years?

Universe: National population, 16 (18) to 30 years/
Values in percent

Finding a partner: men

	Total	Bahrain	Egypt	Jordan	Lebanon	Morocco	Palestine	Tunisia	Yemen	Syrian Refugees
Women demand higher financial security	44	51	61	19	31	56	55	42	53	47
Women no longer accept traditional rules	18	24	25	10	12	29	30	14	18	9
Women demand new models of partnership	10	32	13	2	1	18	9	12	5	1
Women have become too demanding	37	8	32	22	35	57	71	38	56	22
Lack of trust	20	1	33	12	22	29	20	42	12	16
Other	9	1	6	34	4	5	2	4	4	6

Q136: Why has it become more difficult to find a partner in recent years?
Multiple answers possible

Universe: National population, 16 (18) to 30 years/
Basis: Men (Q003) that find it more difficult to find a partner (Q135) /Values in percent

Finding a partner: women

	Total	Bahrain	Egypt	Jordan	Lebanon	Morocco	Palestine	Tunisia	Yemen	Syrian Refugees
Men are increasingly poor and cannot take care of a family	46	30	56	27	40	56	66	33	72	59
Men are not ready to accept an educated woman	11	15	16	6	8	25	14	7	10	1
Men's moral standards are decaying.	26	54	32	16	13	31	31	32	25	7
Men have become too demanding	14	7	16	13	9	33	26	11	7	4
Lack of trust	27	1	41	10	29	34	29	56	23	27
Other	9	2	6	30	7	6	6	6	3	5

Q137: Why it has become more difficult to find a partner in recent years:?

Multiple answers possible

Universe: National population, 16 (18) to 30 years/

Basis: Women (Q003) that find it more difficult to find a partner (Q135) /Values in percent

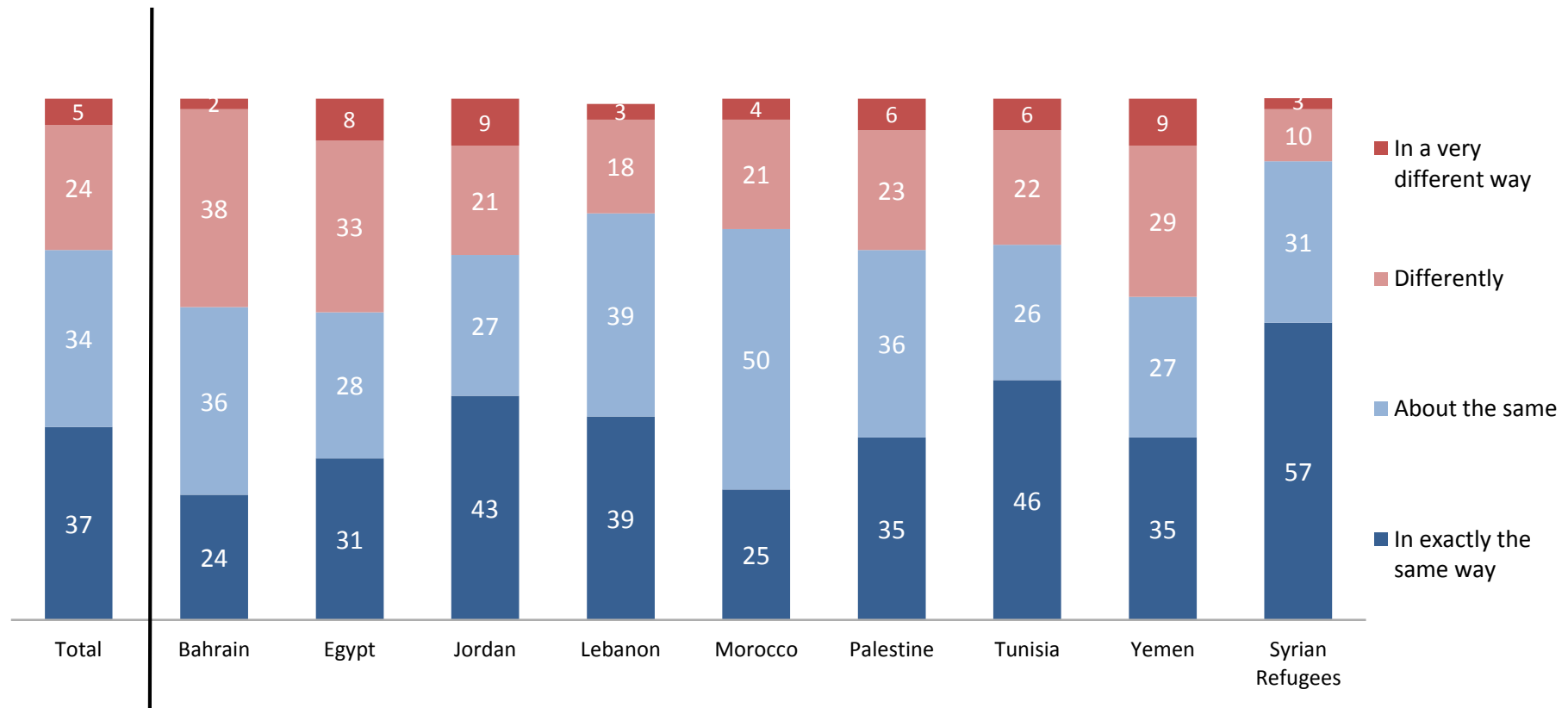
Children

	Total	Bahrain	Egypt	Jordan	Lebanon	Morocco	Palestine	Tunisia	Yemen	Syrian Refugees
One needs a family	85	60	86	88	86	86	91	84	89	95
One can live alone and be happy	9	27	7	7	6	11	4	12	7	3
Alone, one definitely is happier	1	4	1	1	1	1	1	2	1	0
Not sure	4	10	6	3	6	2	5	3	3	2

Q138: What about children. Does one need children in order to live a happy life or can one be as happy or even happier without children?

Universe: National population, 16 (18) to 30 years/
Values in percent

Raising children



Q139: Would you (or do you) raise your children the same way as your parents raised you?

Universe: National population, 16 (18) to 30 years/
Values in percent

Anxieties

	Total	Bahrain	Egypt	Jordan	Lebanon	Morocco	Palestine	Tunisia	Yemen	Syrian Refugees
Losing your work	41		31	28	33	41	35	68	34	58
Becoming poor	55		41	41	42	44	52	71	73	73
Becoming seriously sick	55		49	36	48	47	50	77	61	72
Not having friends	34		27	22	23	28	25	56	45	46
Being forced to leave your country for political reasons	37		21	26	36	30	33	40	46	63
Staying unmarried and single	27		22	19	17	31	19	49	33	28
Falling out seriously with your parents	36		29	24	22	33	25	69	55	34

Q140: Let's now talk about your anxieties concerning the future. Are you anxious about...

Universe: National population, 16 (18) to 30 years/
Values in percent "very much / fairly"

Anxieties II

	Total	Bahrain	Egypt	Jordan	Lebanon	Morocco	Palestine	Tunisia	Yemen	Syrian Refugees
Not being as successful in live as your wish	50		38	32	35	40	45	80	66	64
Becoming a victim of a terror attack	48		39	26	44	35	32	68	71	69
Becoming dependent on drugs	25		24	14	14	30	11	49	37	25
Being forced to leave your country for economic reasons	40		24	27	41	30	27	43	56	70
Increasing insecurity	57		41	28	56	37	51	79	87	74
Armed conflicts threatening your family	44		26	20	41	32	28	62	75	71

Q140: Let's now talk about your anxieties concerning the future. Are you anxious about...

Universe: National population, 16 (18) to 30 years/
Values in percent "very much / fairly"

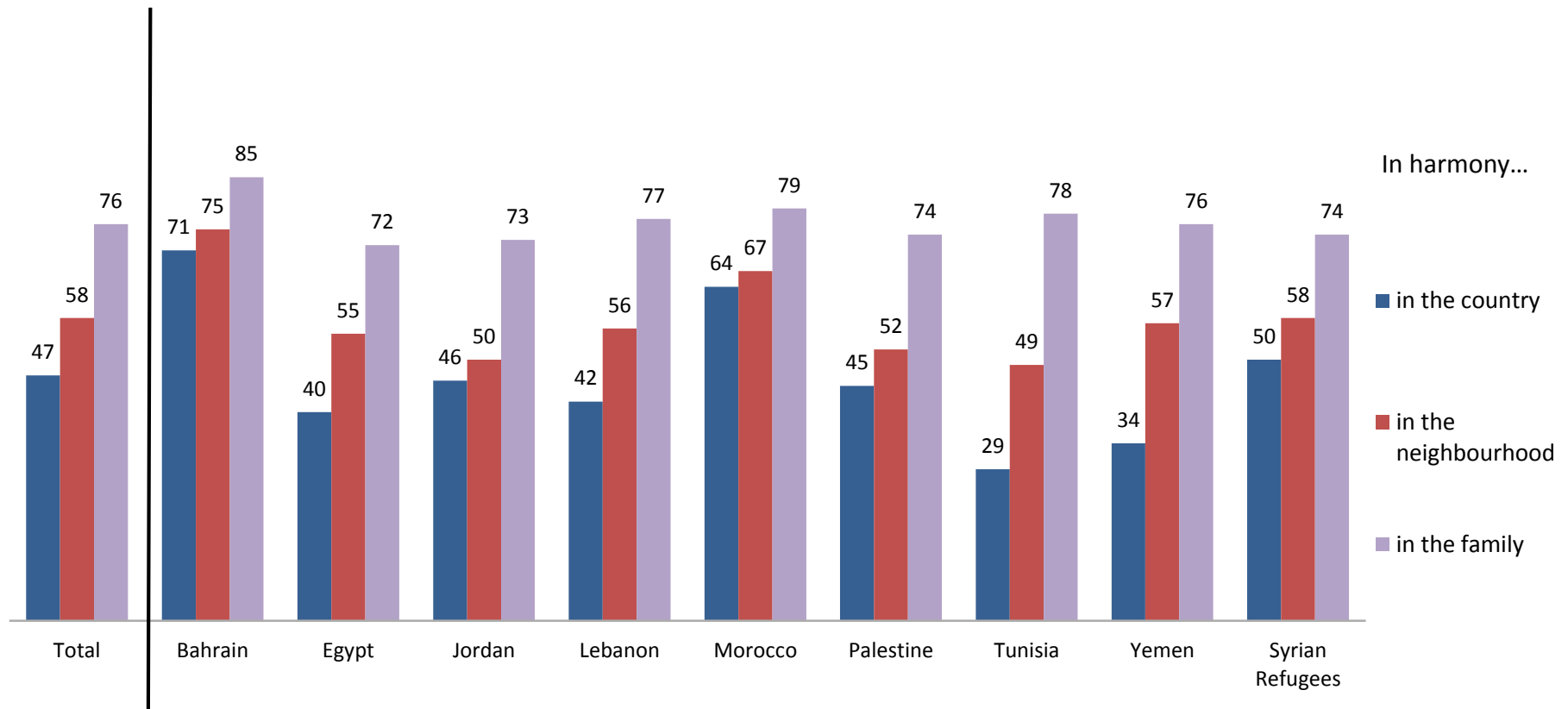
Importance of changes

	Total	Bahrain	Egypt	Jordan	Lebanon	Morocco	Palestine	Tunisia	Yemen	Syrian Refugees
Changes within the family	56		53	70	37	43	63	38	65	77
Social instability	53		53	65	30	46	53	38	60	82
Job losses	48		43	55	32	43	41	45	50	78
Food shortage	54		63	63	23	42	57	30	76	79
Sectarian divisions	38		37	42	30	27	23	24	47	69
Increasing separation from the outside world	35		34	46	25	29	28	19	34	68
Growing violence	56		55	58	41	41	50	56	72	77
Climate change	41		47	50	30	53	43	21	35	49

Q141: What about changes in your life during the last 5 years. How important are they?

Universe: National population, 16 (18) to 30 years/
Values in percent "(very) important"

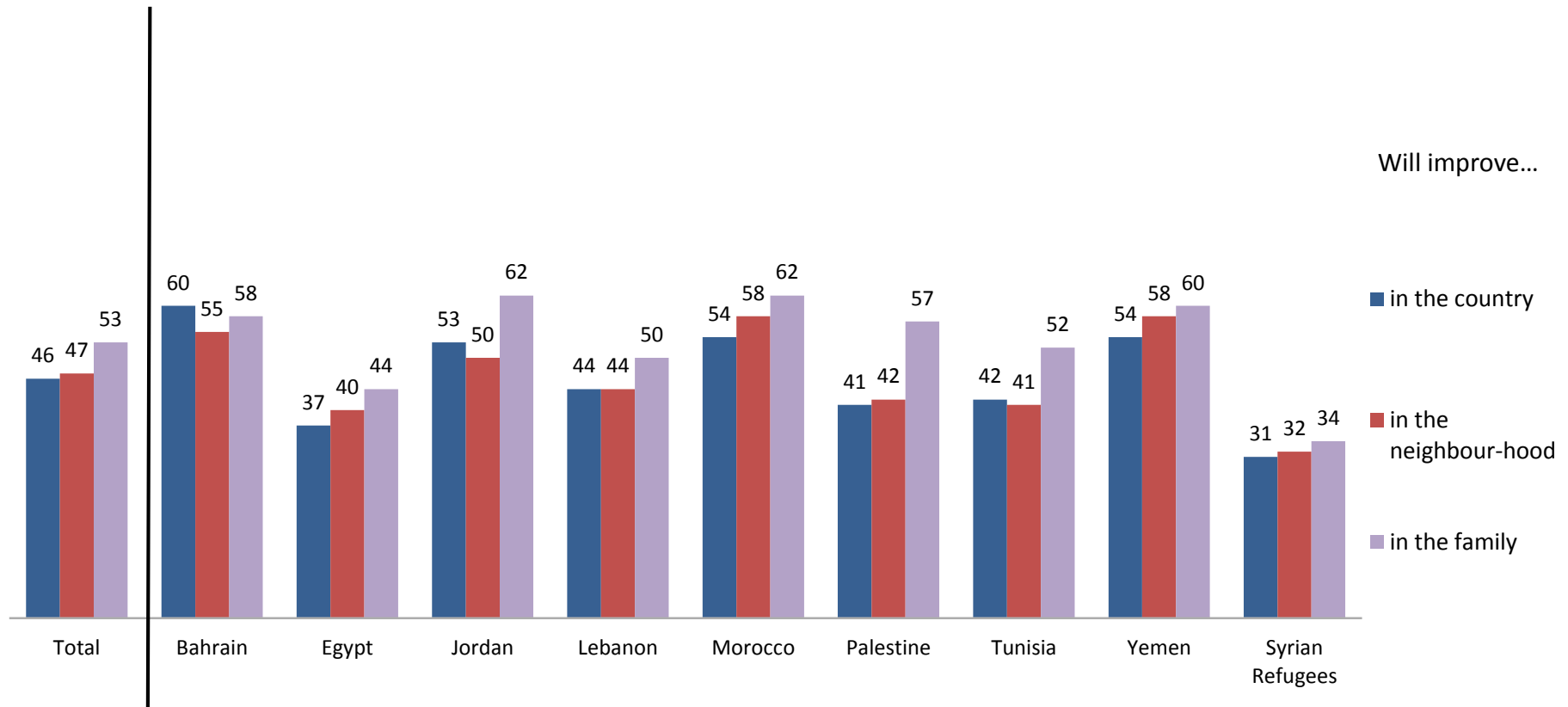
Relationship between the generations



Q142: How would you describe the relations between the younger and older generations...?

Universe: National population, 16 (18) to 30 years/
 Values in percent "in harmony"
 missing values "in tension" and "don't know"

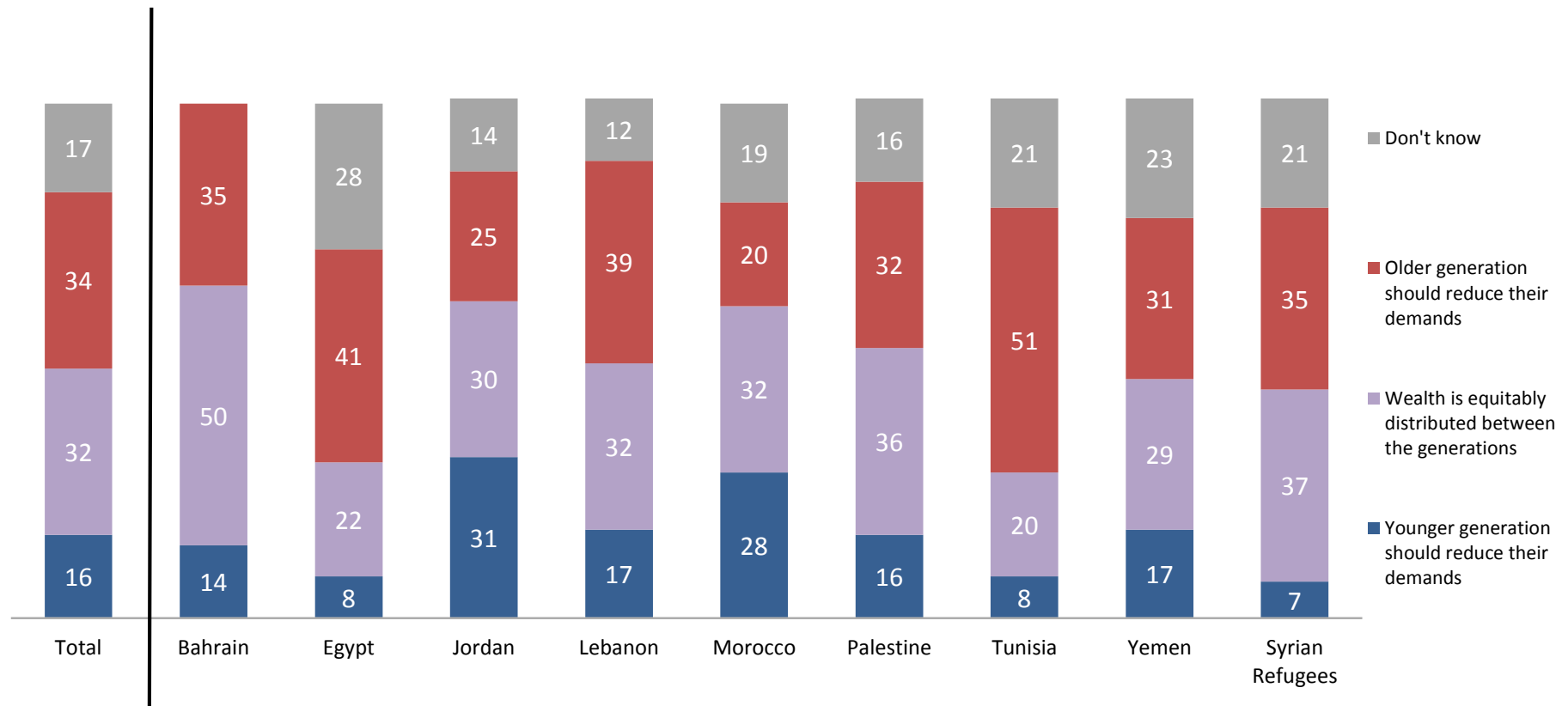
Future relationship between the generations



Q143: How will these generational relations develop in the future...?

Universe: National population, 16 (18) to 30 years/
Values in percent "generational relations will improve"
missing values "will remain as they are", "will deteriorate" and "don't know"

Distribution of wealth between generations

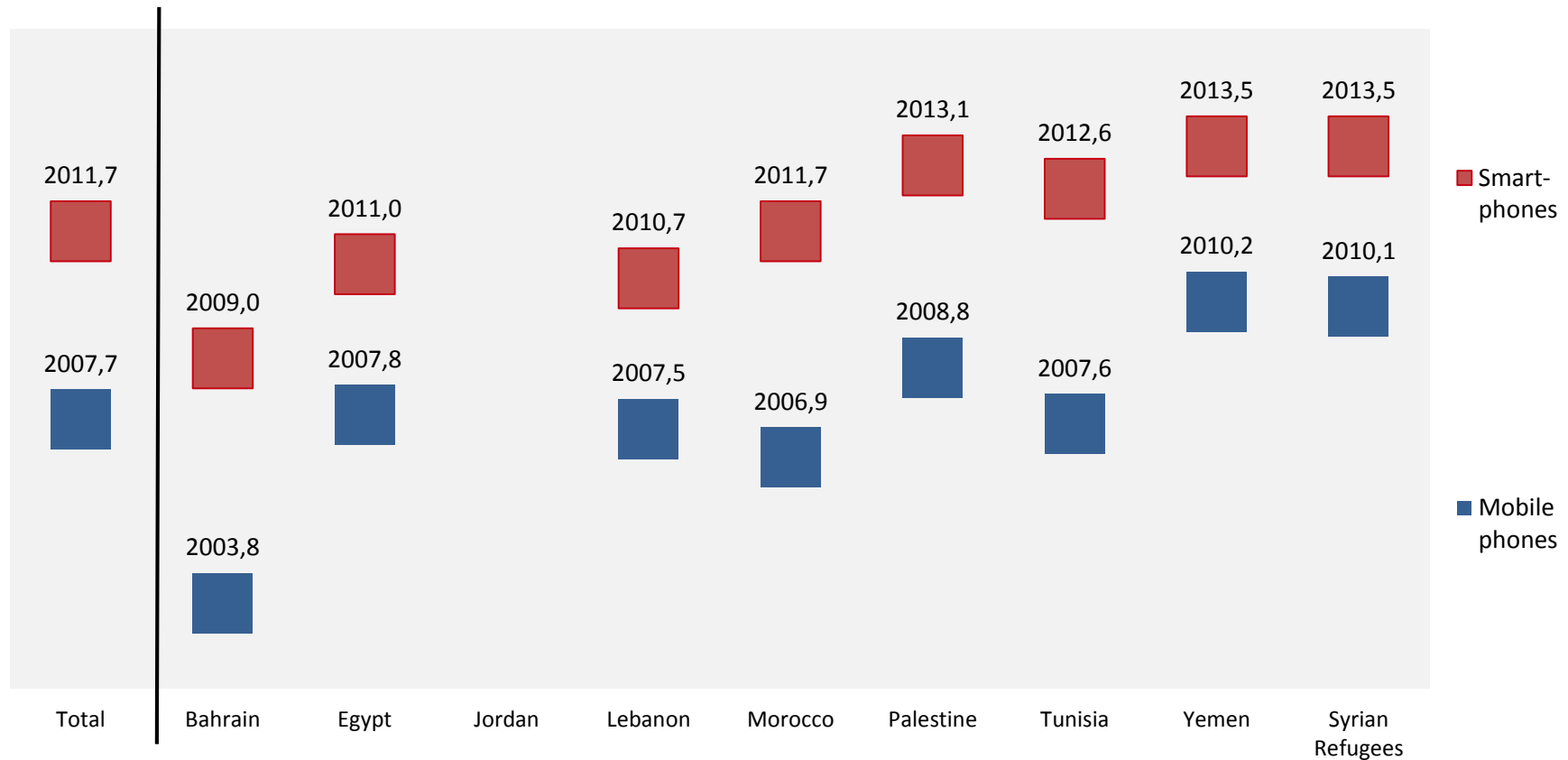


Q144: What about the distribution of wealth between the generations? Which of the following statements corresponds most with your opinion?

Universe: National population, 16 (18) to 30 years/
Values in percent

COMMUNICATION

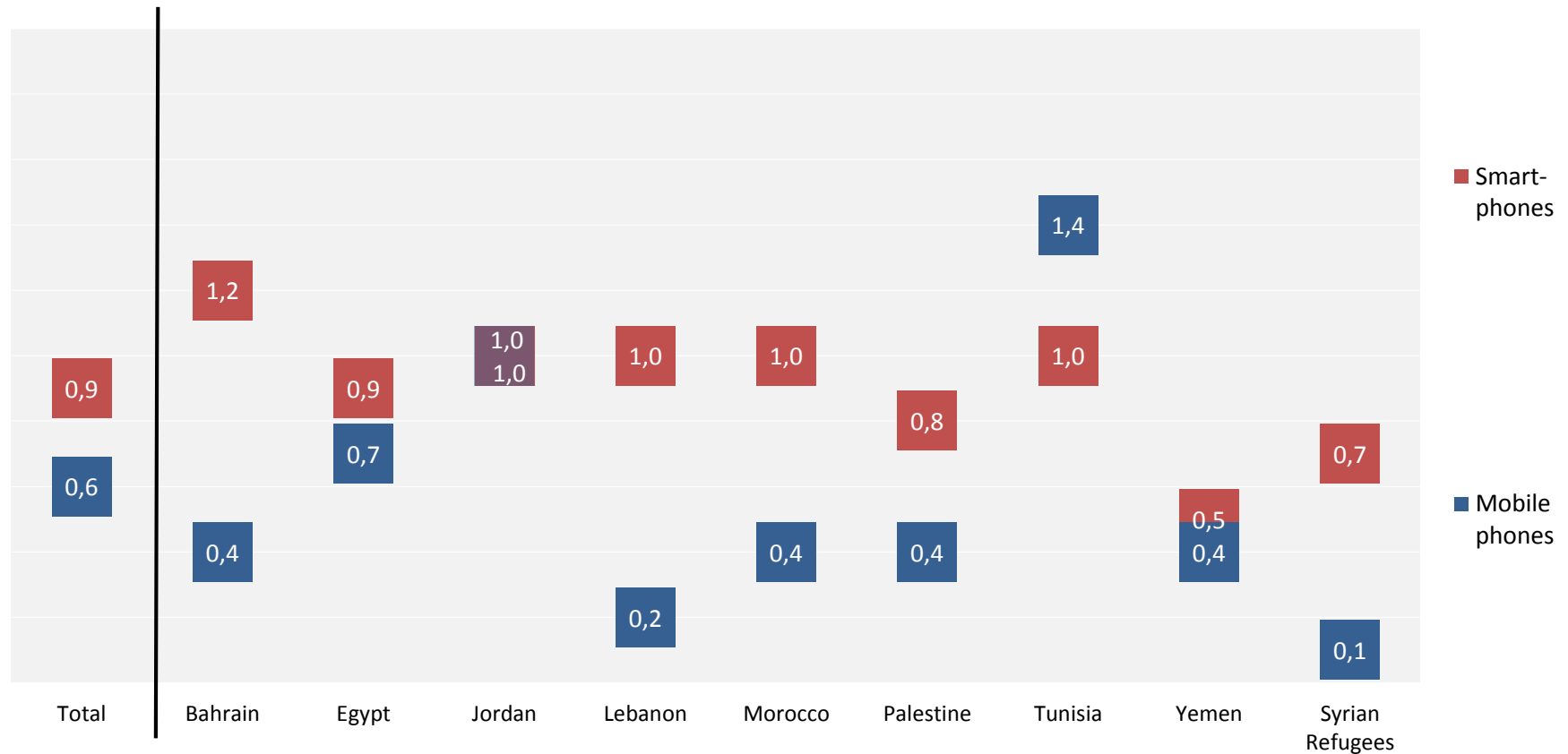
Year of first mobile phone / smartphone



Q145: When (year) did you get your first mobile phone / smartphone?

Universe: National population, 16 (18) to 30 years/
Average values

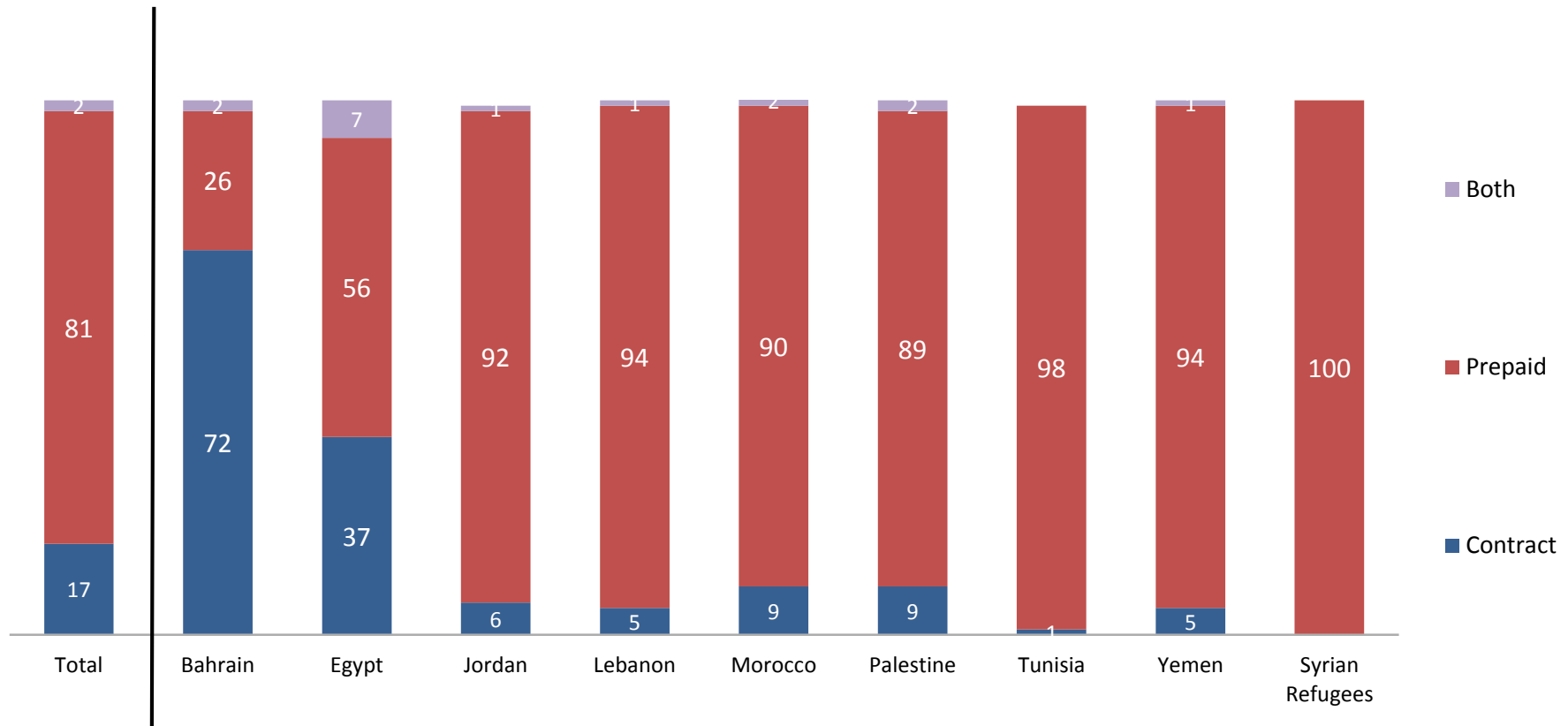
Number of phones



Q146: How many mobile phones / smartphones do you currently possess?

Universe: National population, 16 (18) to 30 years/
Average values

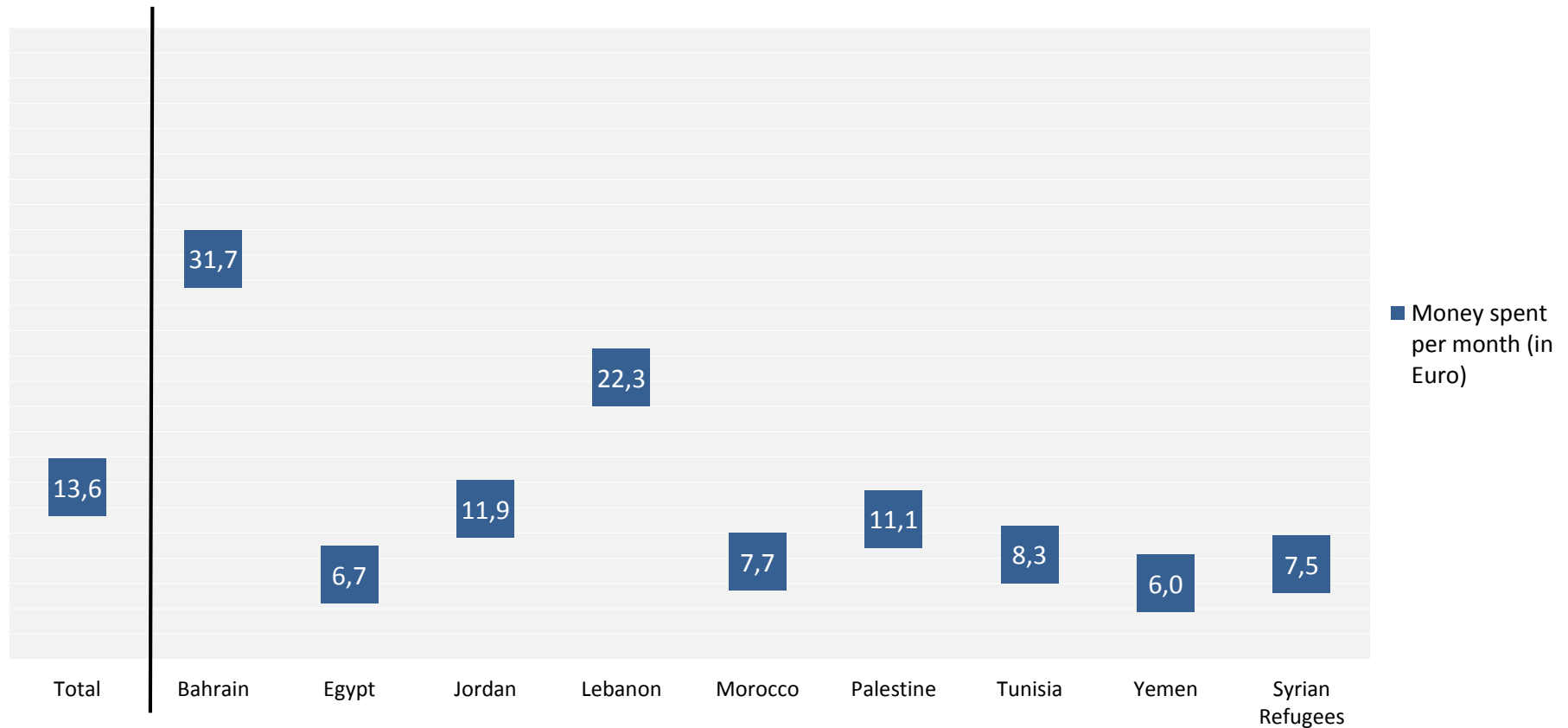
Phone contract



Q147: Do you currently possess a contract or do you use prepaid?

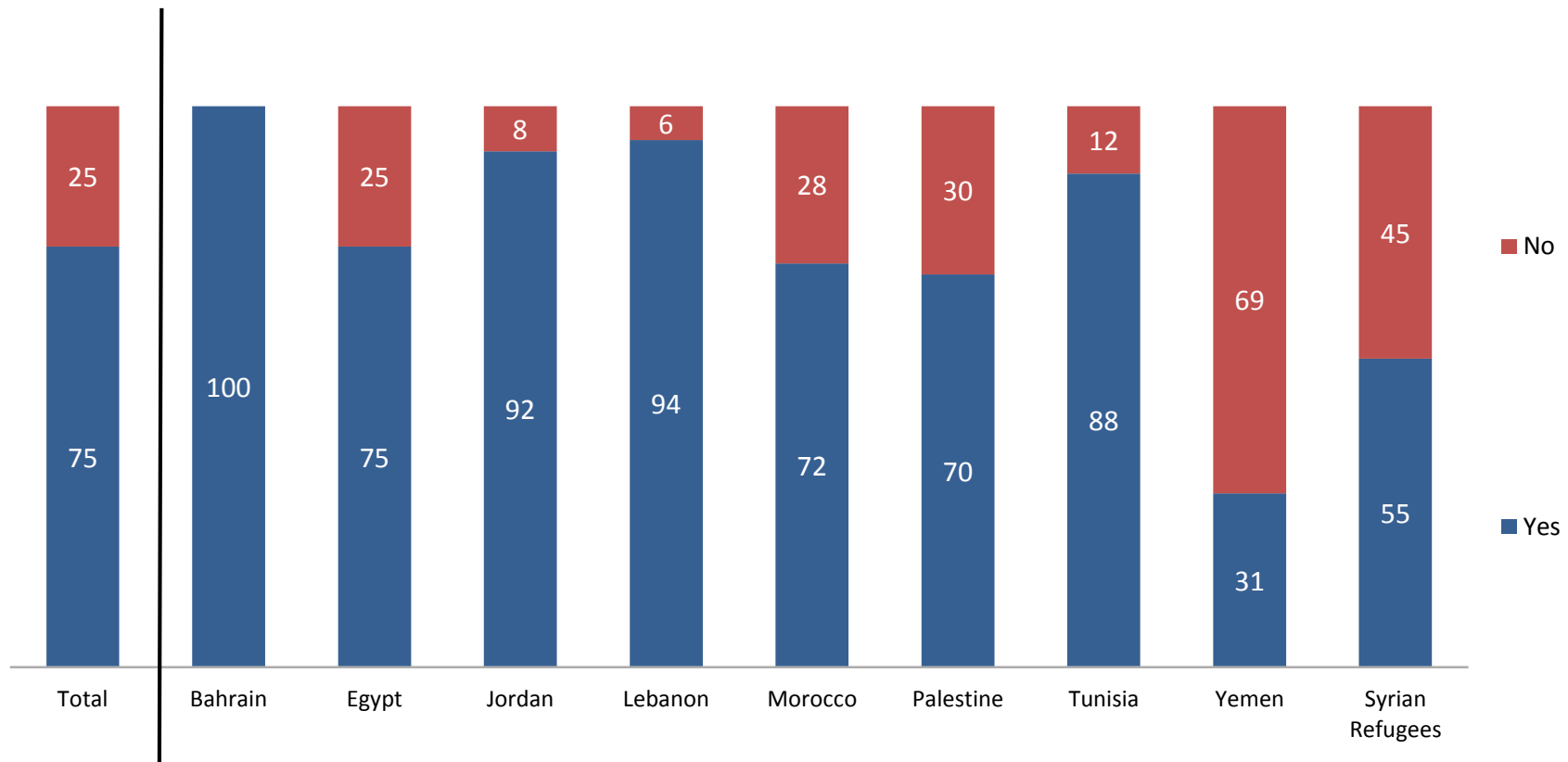
Universe: National population, 16 (18) to 30 years
Basis: Respondents that possess either a mobile or a smart phone (Q146)
Values in percent

Money spent on phones



Universe: National population, 16 (18) to 30 years
 Basis: Respondents that possess either a mobile or a smart phone (Q146)
 Q148: How much money do you spend for your mobile phone or smartphone per month?
 Average values Euro

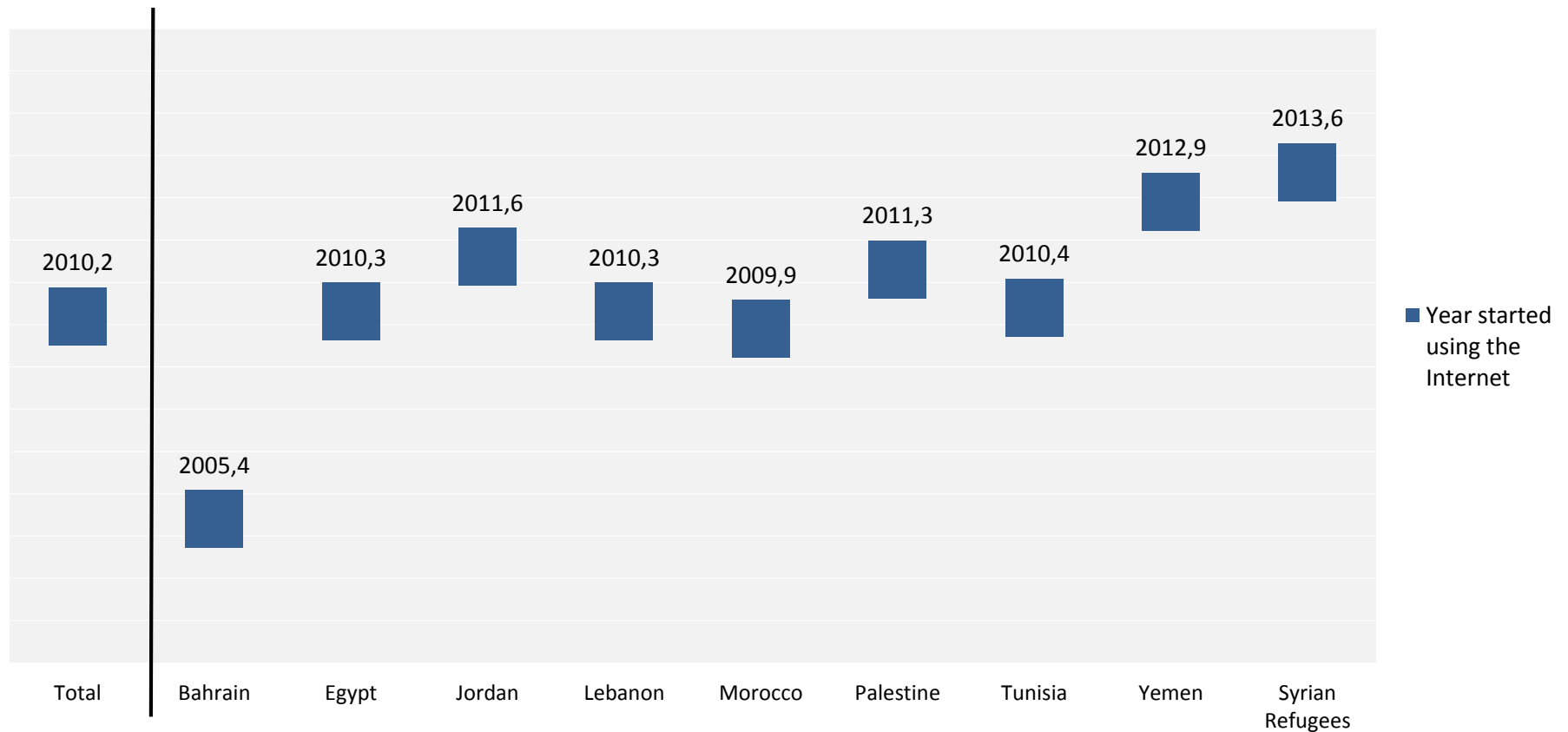
Internet usage



Q149: Do you use the Internet?

Universe: National population, 16 (18) to 30 years
Values in percent

Year start using the Internet



Q150: In what year did you start using it?

Universe: National population, 16 (18) to 30 years
Basis: Respondents that use the Internet (Q149)
Average values

Internet usage

	Total	Bahrain	Egypt	Jordan	Lebanon	Morocco	Palestine	Tunisia	Yemen	Syrian Refugees
At home	83		78	91	89	72	88	83	63	84
At your workplace	20		16	35	32	13	14	11	9	24
Via Internet café (cyber)	23		27	19	24	43	13	27	23	1
In school/university	16		14	12	22	26	20	16	6	1
In shops, cafés, restaurants etc.	15		25	20	18	27	8	8	4	1
Everywhere where I have access to the net	44		53	40	50	42	42	43	26	41
Other	3		2	3	1	4	1	2	23	

Q151: And where do you use it?
Multiple answers possible

Universe: National population, 16 (18) to 30 years/
Basis: Respondents that use the Internet (Q149) / Values in percent

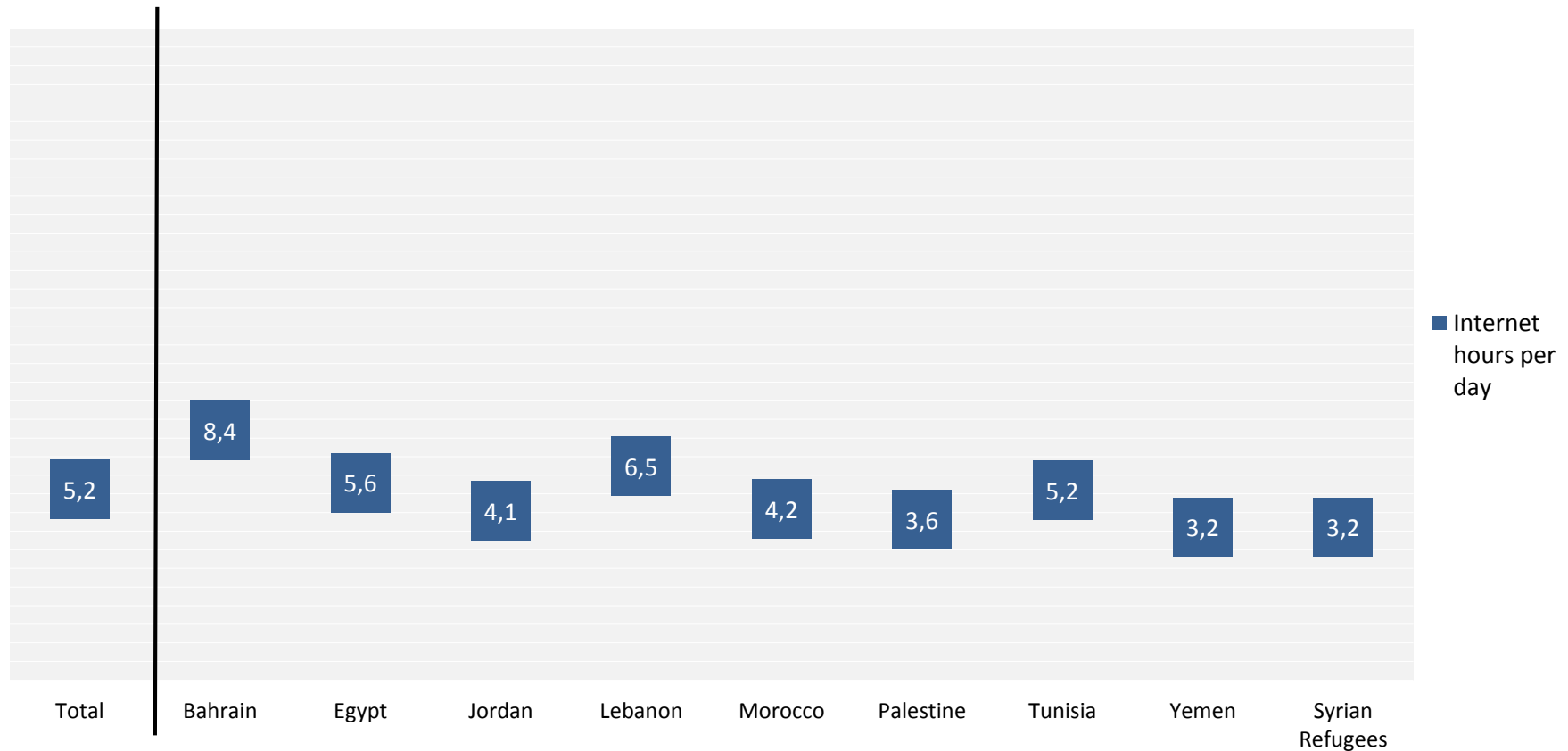
Internet usage - devices

	Total	Bahrain	Egypt	Jordan	Lebanon	Morocco	Palestine	Tunisia	Yemen	Syrian Refugees
Phone / Smartphone	92		91	98	98	92	81	82	95	99
Tablet / iPad	11		20	11	12	11	9	12	5	0
Desktop PC	17		25	9	6	20	27	27	22	1
Laptop	23		17	18	27	28	31	35	13	1
Smart TV	1		1	0	2	1	1	1	1	

Q152: Which devices do you usually use to connect to the Internet?
Multiple answers possible

Universe: National population, 16 (18) to 30 years/
Basis: Respondents that use the Internet (Q149) / Values in percent

Internet usage per day



Q153: How many hours do you use the Internet per day?

Universe: National population, 16 (18) to 30 years
Basis: Respondents that use the Internet (Q149)
Average values

Internet usage

	Total	Bahrain	Egypt	Jordan	Lebanon	Morocco	Palestine	Tunisia	Yemen	Syrian Refugees
Facebook	75	20	99	89	85	95	92	98	66	25
Skype	20	15	22	24	19	25	15	36	7	2
Blogs	7	10	18	5	5	8	4	3	3	2
Twitter	22	41	35	15	24	18	14	15	15	4
WhatsApp	80	92	85	91	97	89	60	25	93	98
Viber	30	11	44	28	44	19	39	42	19	12
Instagram	38	88	38	33	43	17	33	33	18	3
None	1		0	1	1	1	1	1	3	1

Q154: Do you use...
Multiple answers possible

Universe: National population, 16 (18) to 30 years/
Basis: Respondents that use the Internet (Q149) / Values in percent

Usage of social networks

	Total	Bahrain	Egypt	Jordan	Lebanon	Morocco	Palestine	Tunisia	Yemen	Syrian Refugees
Share music / videos/ pictures	54	74	59	42	62	44	42	61	52	36
Look for work opportunities	32	59	34	35	22	36	24	29	25	14
Organise meetings with friends	51	74	53	43	55	38	53	48	48	29
Keep in contact with friends and family	76	79	73	65	83	65	79	81	83	83
Look for a possible partner	16	31	15	22	12	21	3	13	8	6
Discuss politics	11	17	14	16	8	12	6	6	12	3
Mobilise friends and other people for politics	9	14	11	17	5	12	4	5	10	1
Actively oppose specific political positions	9	15	10	16	5	13	3	5	8	2
Discuss religious affairs	13	17	15	24	7	16	9	6	22	4
Mobilise friends and other people for religious affairs	13	17	12	25	6	18	7	7	20	3
Actively oppose specific religious positions	9	15	11	18	5	12	4	6	10	2

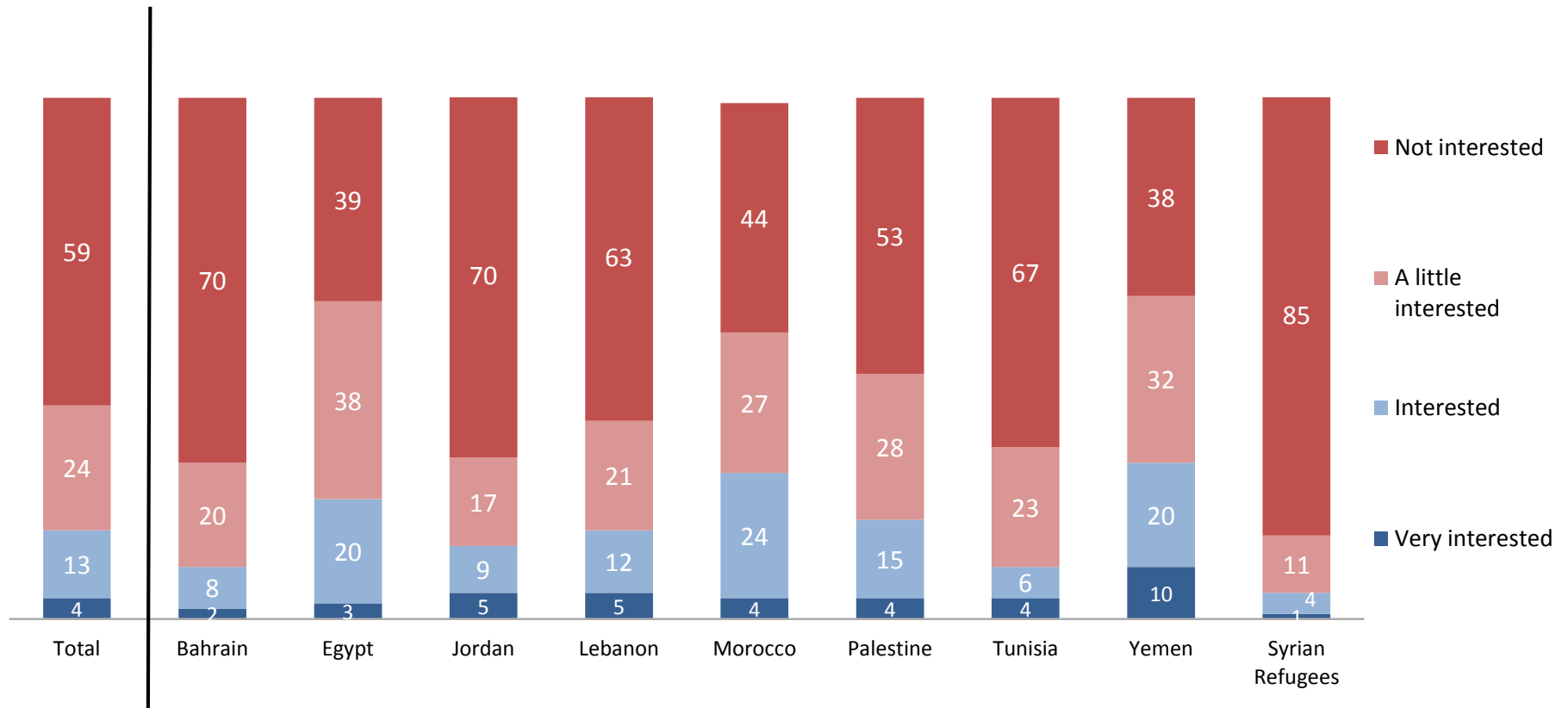
Q155: How do you use social networks like Facebook, blogs or WhatsApp?

Universe: National population, 16 (18) to 30 years

Basis: Respondents that use the Internet (Q149) / Values in percent "frequently / always"

PARTICIPATION

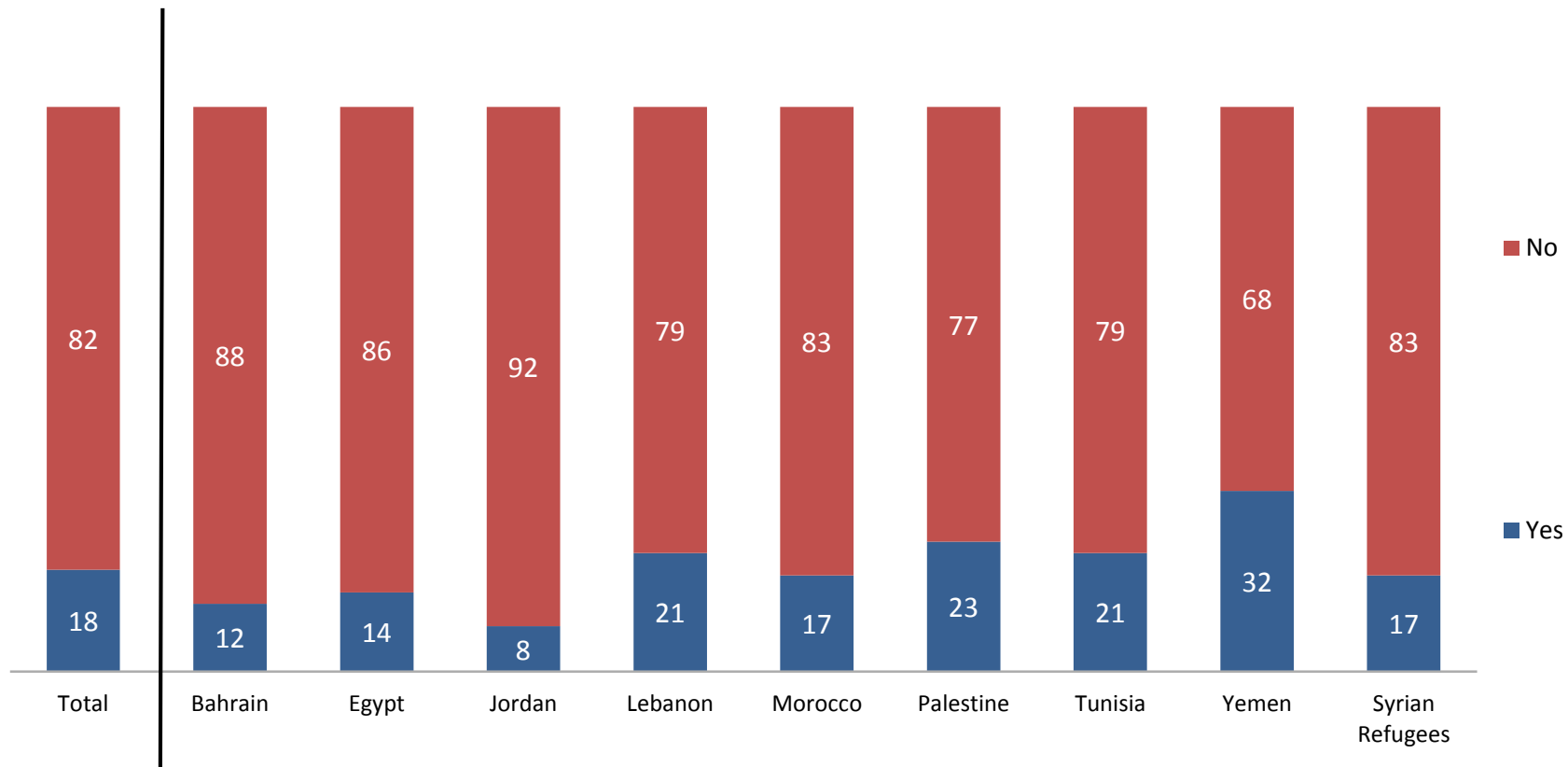
Political interest



Q156: Are you interested in politics?

Universe: National population, 16 (18) to 30 years
Values in percent

Political information



Q157: Do you inform yourself actively about politics?

Universe: National population, 16 (18) to 30 years
Values in percent

Sources of information

	Total	Bahrain	Egypt	Jordan	Lebanon	Morocco	Palestine	Tunisia	Yemen	Syrian Refugees
Face-to-face	46	81	53	16	36	42	32	25	83	19
Mobile	22	82	26	19	23	24	21	3	17	7
Internet	51	91	66	67	45	71	66	69	18	7
TV	71	75	76	62	67	69	75	80	53	89
Newspaper	16	65	26	14	6	29	10	14	8	1
Radio	19	28	6	4	5	16	23	15	43	4
Other	2	4	1	3	2	4	1	0	3	2

Q158: What sources and means of information are you using?
Multiple answers possible

Universe: National population, 16 (18) to 30 years/ Basis: Respondents that inform themselves actively about politics (Q157)/ Values in percent / Attention: in part small number of cases

Political actions considered

	Total	Bahrain	Egypt	Jordan	Lebanon	Morocco	Palestine	Tunisia	Yemen	Syrian Refugees
Participate in a demonstration	11		15	3	13	5	8	18	16	
Participate in a strike	11		10	3	14	13	10	16	12	
Join a political party	8		8	2	10	8	7	8	13	
Participate in elections	32		40	16	35	21	27	39	47	
Inform yourself via Internet / Twitter about joining a group	8		10	5	9	9	7	13	6	
Mobilise others via Internet in order to act	9		10	7	8	13	6	15	8	
Boycott buying certain goods	16		22	11	10	15	18	15	23	
Distribute flyers	8		7	7	6	11	5	5	11	
Sign an online petition	6		8	4	7	9	4	6	3	
Engage in an association	12		8	5	13	16	13	15	17	
Act as a sprayer	5		6	3	3	9	3	4	4	

Q159: If there is something that is important to you and you like to be heard or have a political impact, which of the following possibilities would you probably or probably not consider doing? Would you...?

Universe: National population, 16 (18) to 30 years
Values in percent "probably / certainly"

Political actions used

	Total	Bahrain	Egypt	Jordan	Lebanon	Morocco	Palestine	Tunisia	Yemen	Syrian Refugees
Participate in a demonstration	12		19	2	15	5	11	23	12	
Participate in a strike	6		3	2	10	2	11	9	5	
Join a political party	4		3		8	2	6	2	7	
Participate in elections	24		36	14	21	15	22	24	35	
Inform yourself via Internet / Twitter about joining a group	2		2	3	2	1	3	3	2	
Mobilise others via Internet in order to act	2		1	2	3	3	3	2	3	
Boycott buying certain goods	8		13	6	4	3	15	4	9	
Distribute flyers	2		1	2	2	0	3	2	3	
Sign an online petition	1		2	1	2	1	2	1	0	
Engage in an association	6		1	2	6	6	10	8	6	
Act as a sprayer	2		1	1	1	1	2	2	2	

Q160: Which of these options have you already used or participated in?
Multiple answers possible

Universe: National population, 16 (18) to 30 years/
Values in percent "yes"

Civic engagement I

	Total	Bahrain	Egypt	Jordan	Lebanon	Morocco	Palestine	Tunisia	Yemen	Syrian Refugees
For the interest of the young people	13	3	25	14	18	19	14	12	14	3
For improving living together in my area of residence	13	4	21	12	18	13	15	13	15	4
For organising useful activities in the leisure time of young people	12	4	22	10	19	14	14	12	13	3
For a better and cleaner environment	14	3	20	11	24	17	19	15	15	5
For improving the situation of disabled people	13	10	15	11	23	14	14	16	9	5
For better provisions for and integration of foreign migrants / refugees	8	8	9	8	8	15	6	10	5	5
For guaranteeing safety and order in my area of residence	14	20	14	10	17	15	18	16	14	4
For helping poor and vulnerable people	18	26	21	12	24	17	20	21	17	6

Q161: Do you engage for social or political goals or committing yourself for the benefit of other people for the following topics?

Universe: National population, 16 (18) to 30 years
Values in percent "frequently"

Civic engagement II

	Total	Bahrain	Egypt	Jordan	Lebanon	Morocco	Palestine	Tunisia	Yemen	Syrian Refugees
For social and political changes in my country	12	32	15	8	12	14	8	9	5	3
For elderly people who depend on help and support	16	29	16	10	23	16	17	20	13	6
For those who are coming from situations of armed conflicts	8	4	10	5	8	14	5	9	11	3
For the culture and traditions of my country	12	9	14	10	17	14	14	14	11	5
For my religious conviction	14	10	18	10	17	14	19	16	17	4
For equal rights of men and women	12	5	15	8	19	14	15	14	10	4
For other goals and groups	7	6	10	8	8	12	7	9	3	2

Q161: Do you engage for social or political goals or committing yourself for the benefit of other people for the following topics?

Universe: National population, 16 (18) to 30 years
Values in percent "frequently"

Place/ institution of civic engagement

	Total	Bahrain	Egypt	Jordan	Lebanon	Morocco	Palestine	Tunisia	Yemen	Syrian Refugees
In a group at school or university	32		14	15	39	30	48	46	49	20
In an association	23		12	8	39	23	30	41	23	34
In a religious institution	13		17	6	16	13	16	15	14	12
As a member of a political party	8		7	2	14	10	12	9	7	4
As a member of a syndicate	6		4	3	7	8	10	13	3	8
As a member of a youth organisation	21		12	9	42	11	26	34	24	38

Universe: National population, 16 (18) to 30 years/

Q162: Where and how do you engage?

Basis: Respondents that ticked frequently or occasionally at least once in Q161/ Values in percent "yes"

Reasons for no civic engagement

	Total	Bahrain	Egypt	Jordan	Lebanon	Morocco	Palestine	Tunisia	Yemen	Syrian Refugees
There are no or only very few initiatives in my area	48	45	36	45	55	42	44	47	64	51
They are not professionally managed	40	36	28	37	56	37	35	42	33	47
It remains unclear where the money goes	40	25	23	37	58	40	40	39	32	47
It's only for the benefit of a few	43	16	28	35	63	44	49	40	44	48
Only strong men have a say	41	18	26	37	61	41	37	35	48	45
Volunteer work never pays off	35	19	22	28	42	37	44	32	32	45
The government is not supporting it	41	32	30	35	52	37	47	38	43	46
There is no income from that	42	35	22	35	58	36	57	37	37	51
There are no prospects in it	40	18	25	34	59	39	42	38	33	50
My family does not want me to do so	42	14	27	29	58	33	49	25	53	64
I am already struggling to make ends meet	47	16	24	45	54	40	41	40	44	69

Q163: What are practical reasons that you are NOT engaging in social projects?

Universe: National population, 16 (18) to 30 years
Basis: Respondents that answered "never" in all Q161 statements/Values in percent "(strongly) agree"

Leisure activities I

	Total	Bahrain	Egypt	Jordan	Lebanon	Morocco	Palestine	Tunisia	Yemen	Syrian Refugees
TV	67	65	68	79	66	82	66	75	38	62
Listening to music	23	39	20	34	26	26	14	26	15	4
Watching videos/DVDs	6	22	4	10	10	4	3	3	1	0
Surfing the Internet	43	50	49	52	53	36	53	61	20	16
Doing nothing, just relaxing, hanging out	14	23	7	13	9	3	7	4	22	38
Reading books or magazines	9	16	7	12	7	11	11	7	12	1

Q164: What kind of leisure activities do you engage in most?

Please identify up to 3 activities in which you engage the most during the week.

Universe: National population, 16 (18) to 30 years/

Values in percent

Leisure activities II

	Total	Bahrain	Egypt	Jordan	Lebanon	Morocco	Palestine	Tunisia	Yemen	Syrian Refugees
Going to the coffee shop	13	10	15	9	17	20	8	34	1	1
Going to the cinema or theatre	3	16	3	3	7	1	0	1		
Dancing, going to parties	2	3	1	4	3	0	2	1	2	1
Computer gaming	3	4	5	7	4	3	3	2	1	0
Visiting a youth club	4	4	10	6	5	2	7	1	1	1
Practicing sport	11	11	10	16	12	16	12	11	11	1

Q164: What kind of leisure activities do you practice most?
Please name up to 3 activities with the highest frequency during the week.

Universe: National population, 16 (18) to 30 years/
Values in percent

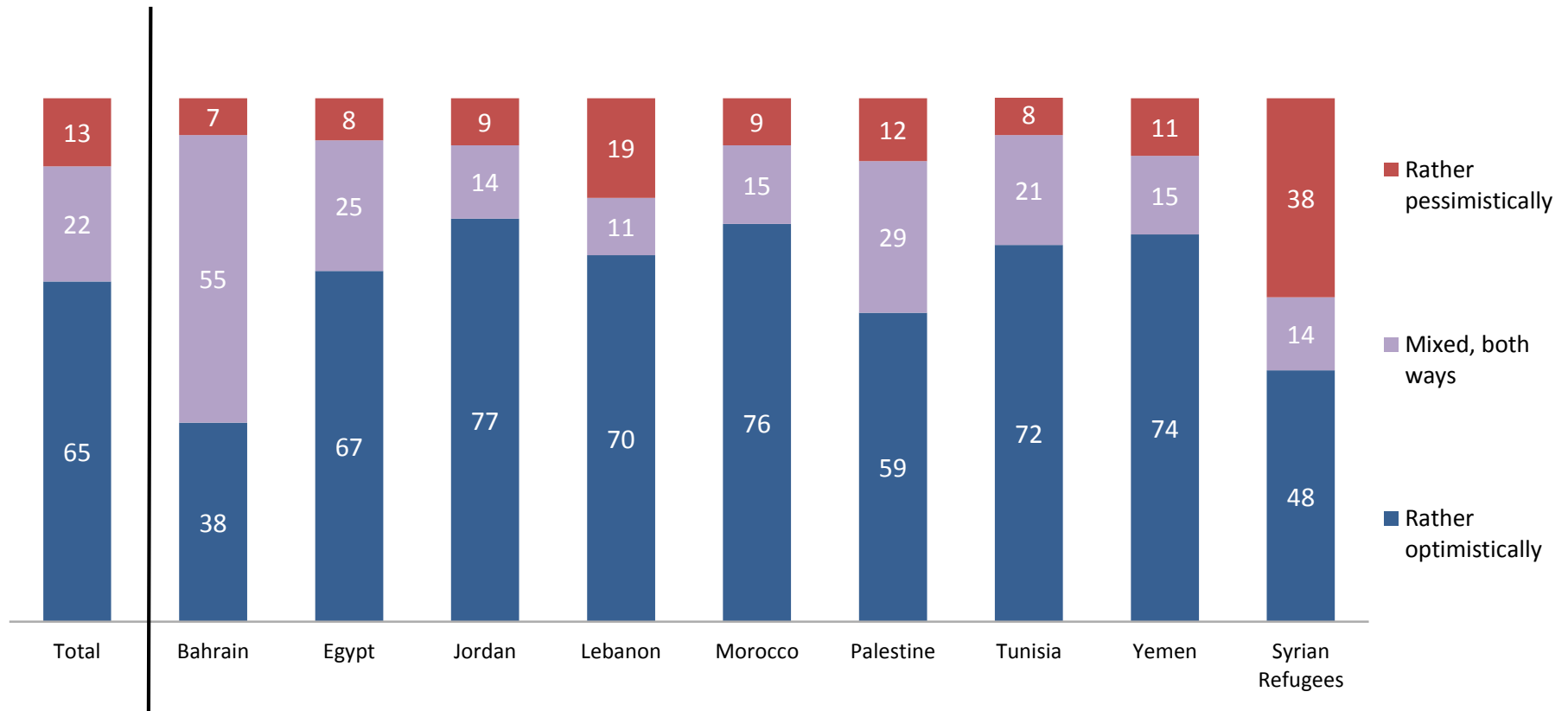
Leisure activities III

	Total	Bahrain	Egypt	Jordan	Lebanon	Morocco	Palestine	Tunisia	Yemen	Syrian Refugees
Visiting neighbours or relatives	26	7	21	31	20	16	35	7	53	48
Just meeting people	10	4	7	10	7	4	6	5	26	21
Engaging in a project	2	2	3	5	4	0	1	0	1	2
Doing something with the family	23	9	21	26	16	15	37	15	35	32
Shopping	8	11	11	12	7	9	7	3	11	2
Engaging with playing music or play-acting	1	3	1		0	0	1		0	
Listening to prayers and recitations	8	0	14			9	19		30	

Q164: What kind of leisure activities do you practice most?
Please name up to 3 activities with the highest frequency during the week.

Universe: National population, 16 (18) to 30 years/
Values in percent

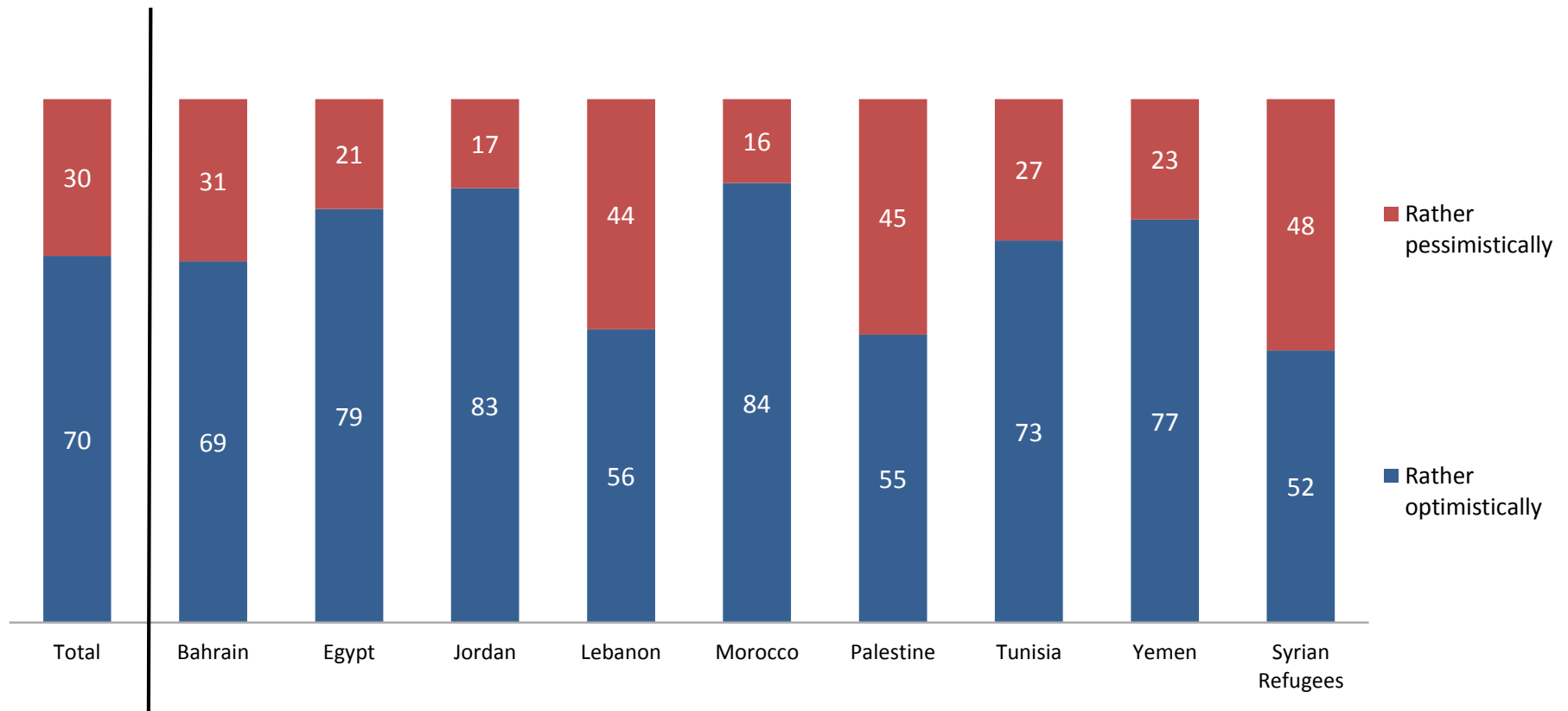
Own future



Q165: How do you perceive your own future and personal life?

Universe: National population, 16 (18) to 30 years
Values in percent

Future of society



Q166: And what about the future of our society? Do you perceive it...?

Universe: National population, 16 (18) to 30 years
Values in percent

STABILITY AND MOBILITY

Stability in personal life

	Total	Bahrain	Egypt	Jordan	Lebanon	Morocco	Palestine	Tunisia	Yemen	Syrian Refugees
My economic situation	47	67	52	56	50	54	44	61	31	11
Trust in my friends	64	70	71	62	70	67	59	70	63	48
Personal belief in my skills	75	73	67	76	77	72	80	89	78	62
Relations with my family	86	76	80	84	87	81	90	94	94	82
Personal faith in my religion	85	77	77	83	83	78	92	95	94	83
Political situation	27	57	33	51	18	48	12	19	6	12
Prospects to live a fulfilled life	52	67	48	68	48	68	43	56	47	28
Relationship with my partner	71	65	66	68	67	67	82	74	84	69

Q167: In life some things continuously change; others rather remain as they are. To what extent is there stability in the different areas of your life?

Universe: National population, 16 (18) to 30 years
Values in percent "(rather) stable"

Experience of violence I

	Total	Bahrain	Egypt	Jordan	Lebanon	Morocco	Palestine	Tunisia	Yemen	Syrian Refugees
Witnessed violence	36		22	29	16	28	42	53	38	55
Experienced your house or your means of production being deliberately destroyed	12		3	6	4	5	9	3	4	61
Needed to see a doctor as you have been beaten up	5		5	4	3	6	5	5	8	7
Been in jail	3		2	4	2	4	4	2	4	4
Suffered from hunger	11		5	6	1	6	6	2	19	45
Suffered from torture	4		2	2	1	4	3	2	4	16
Been injured in an armed conflict	3		3	2	1	4	2	2	5	6

Universe: National population, 16 (18) to 30 years/
Values in percent "yes"

Q168: Have you ever...

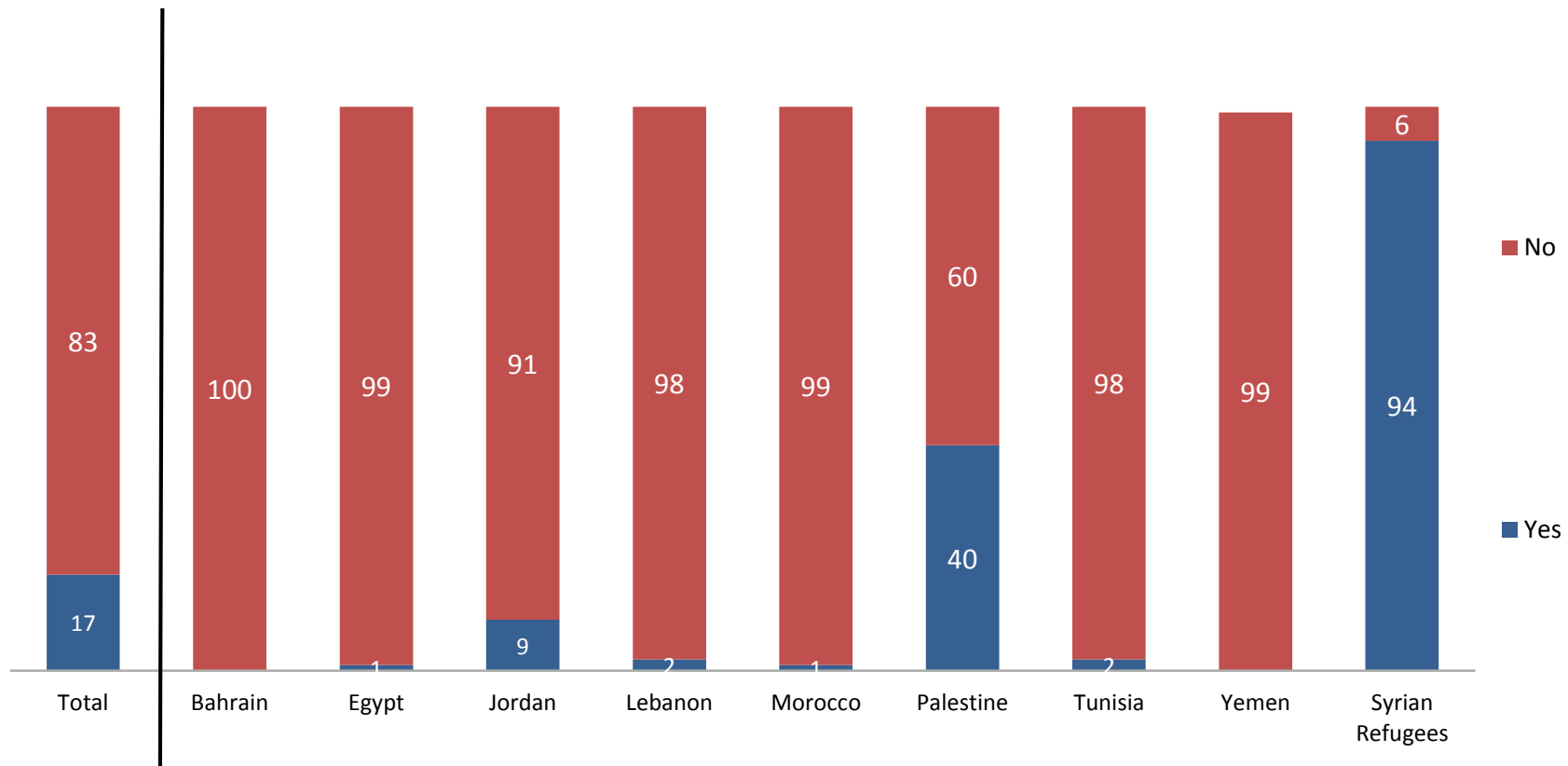
Experience of violence II

	Total	Bahrain	Egypt	Jordan	Lebanon	Morocco	Palestine	Tunisia	Yemen	Syrian Refugees
Experienced violence within the family	7		5	5	2	7	8	8	18	8
Experienced expulsion or displacement	13		3	5	2	4	6	3	14	71
Experienced psychological violence	16		9	11	4	8	16	18	28	31
Been beaten up several times	6		4	5	2	4	6	9	10	5
Experienced sexual harassment (verbally, physically)	6		9	4	1	12	2	10	8	3
Joined a demonstration that turned violent	4		6	2	2	3	3	9	3	2
Experienced any form of violence	8		5	6	2	3	12	12	15	11

Universe: National population, 16 (18) to 30 years/
Values in percent "yes"

Q168: Have you ever...

Refugee



Q169: Would you consider yourself a refugee?

Universe: National population, 16 (18) to 30 years
Values in percent

Threats / conflicts I

	Total	Bahrain	Egypt	Jordan	Lebanon	Morocco	Palestine	Tunisia	Yemen	Syrian Refugees
If I consider all the violence presented in the media I get sad and depressed	81		70	81	79	69	90	86	85	91
In the public space the situation is becoming increasingly tense	75		63	72	76	53	85	82	78	88
In order to be able to defend myself I practice a self-defense sport (karate, etc.).	19		29	24	12	19	13	26	16	10
Others continuously threaten me	15		24	15	6	22	9	14	12	15
I am afraid that armed conflicts will threaten my livelihood and my family	41		34	26	42	25	28	43	65	68

Q170: Do you rather agree or rather disagree with the following statements?

Universe: National population, 16 (18) to 30 years
Values in percent "(strongly) agree"

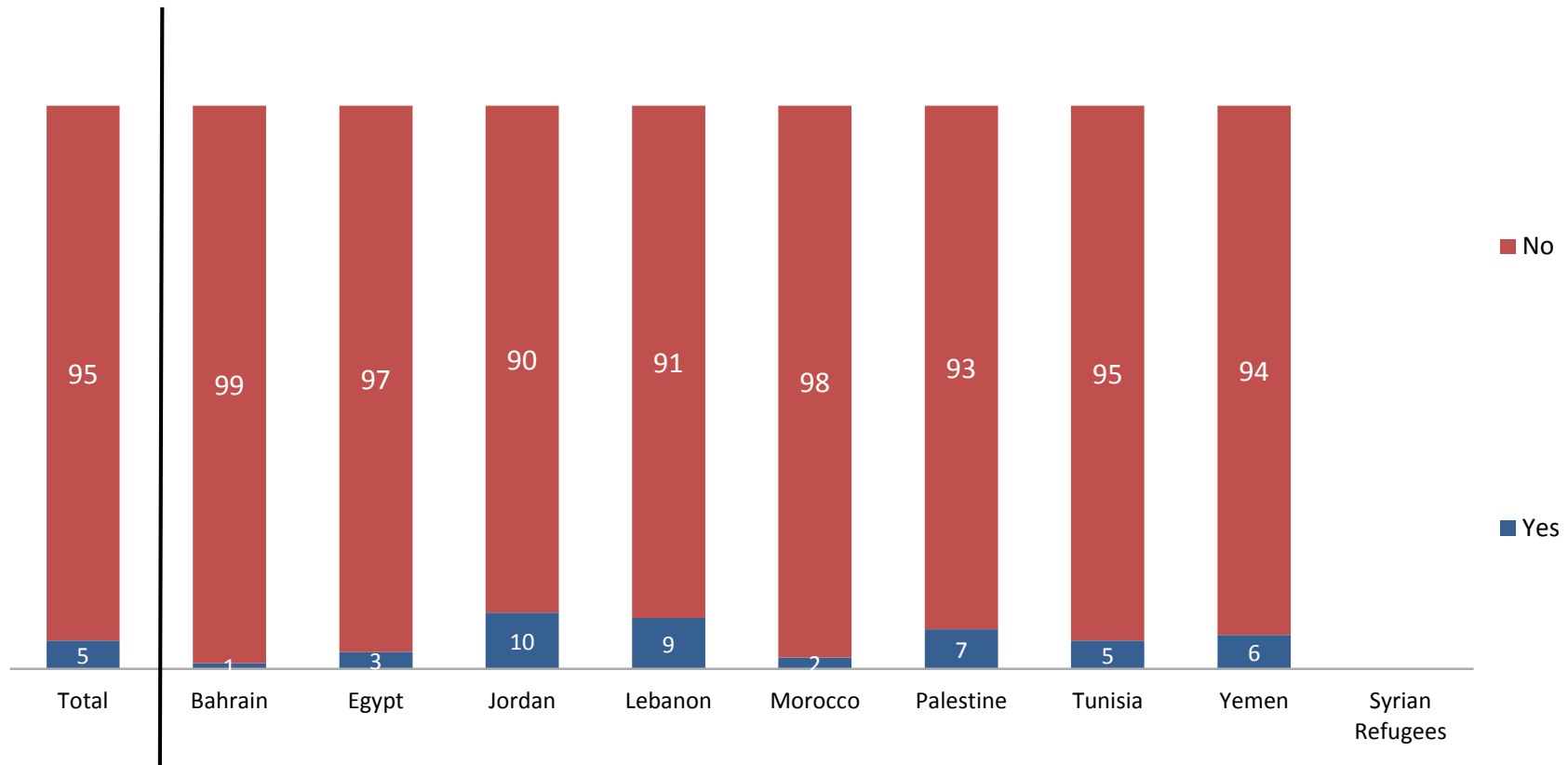
Threats / conflicts II

	Total	Bahrain	Egypt	Jordan	Lebanon	Morocco	Palestine	Tunisia	Yemen	Syrian Refugees
I believe that the use of violence will only cause further violence	70		63	57	74	40	83	80	83	83
I hate violence. I cannot stand it, if people suffer from it	73		64	66	71	47	87	81	87	83
In order to defend myself, or my family, the use of violence is legitimate	38		35	47	37	26	34	49	42	36
In case of severe conflicts there is no other solution: we have to demonstrate strength, even with violence	38		36	44	38	24	35	53	39	37
Women dressing inappropriately should not complain about sexual harassment	46		40	51	29	38	61	49	58	40

Universe: National population, 16 (18) to 30 years
Values in percent "(strongly) agree"

Q170: Do you rather agree or rather disagree with the following statements?

Lived outside your own country



Q171: Have you ever lived outside your own country?

Universe: National population, 16 (18) to 30 years
Values in percent

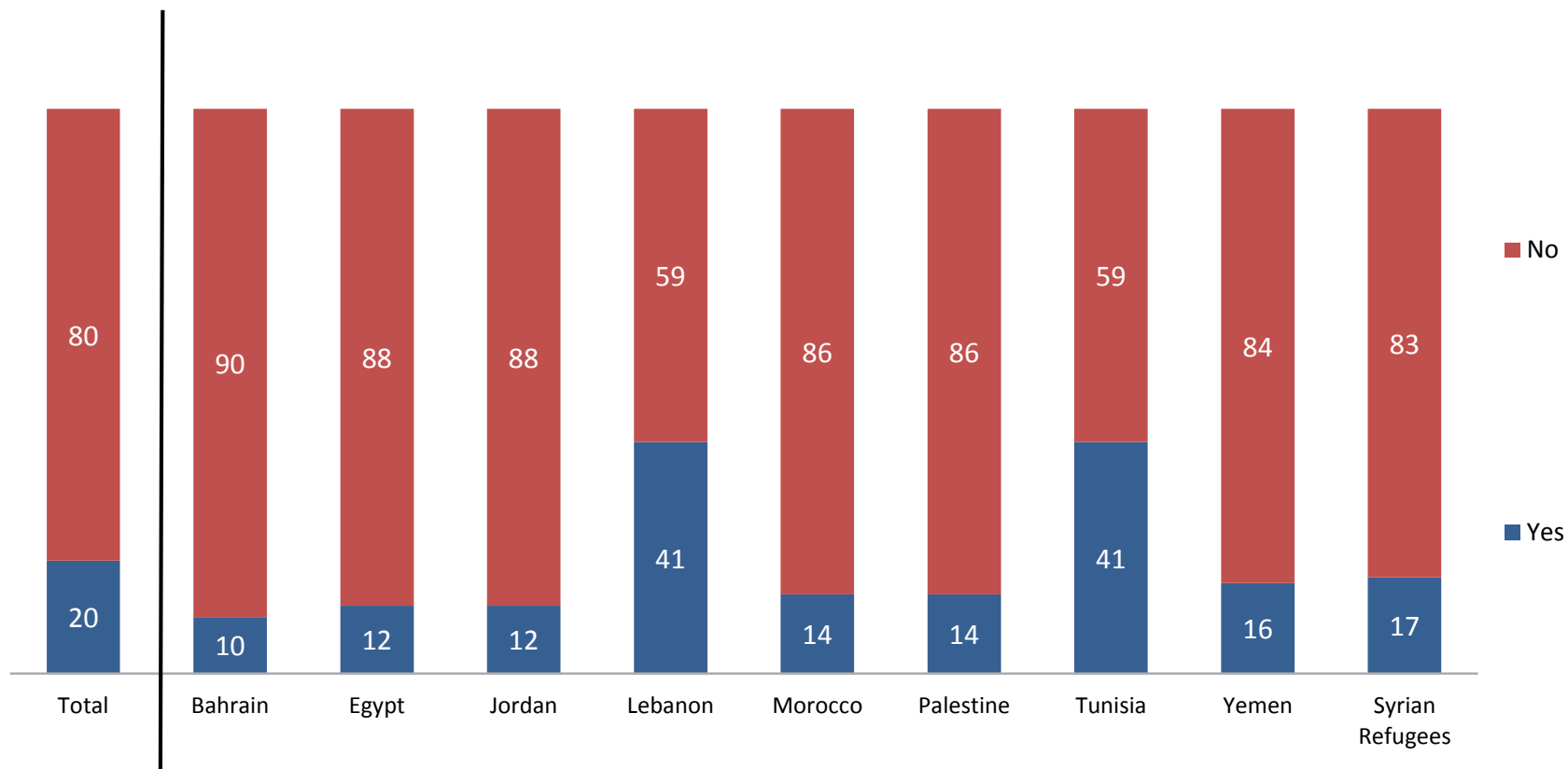
Where did you live?

	Total	Bahrain	Egypt	Jordan	Lebanon	Morocco	Palestine	Tunisia	Yemen	Syrian Refugees
Gulf	33		43	30	24	17	18	14	92	
Other Arab country	36		42	60	16	29	64	17	3	
Europe	19		15	6	24	33	13	64		
USA/Canada	5		2	3	12	10	6	2		
Australia	2				7	7	1			
Asia	2			1	3		3		1	
Latin America	2				9	9				
Sub-Saharan Africa	3			1	6	4	1	2	3	

Q172: Where exactly did you live?
Multiple answers possible

Universe: National population, 16 (18) to 30 years/ Basis: Respondents that lived outside their own country before (Q171)/ Values in percent / Attention: in part small number of cases

Family migrated to a different country



Q173: Is there somebody in your family who migrated to a foreign country?

Universe: National population, 16 (18) to 30 years
Values in percent

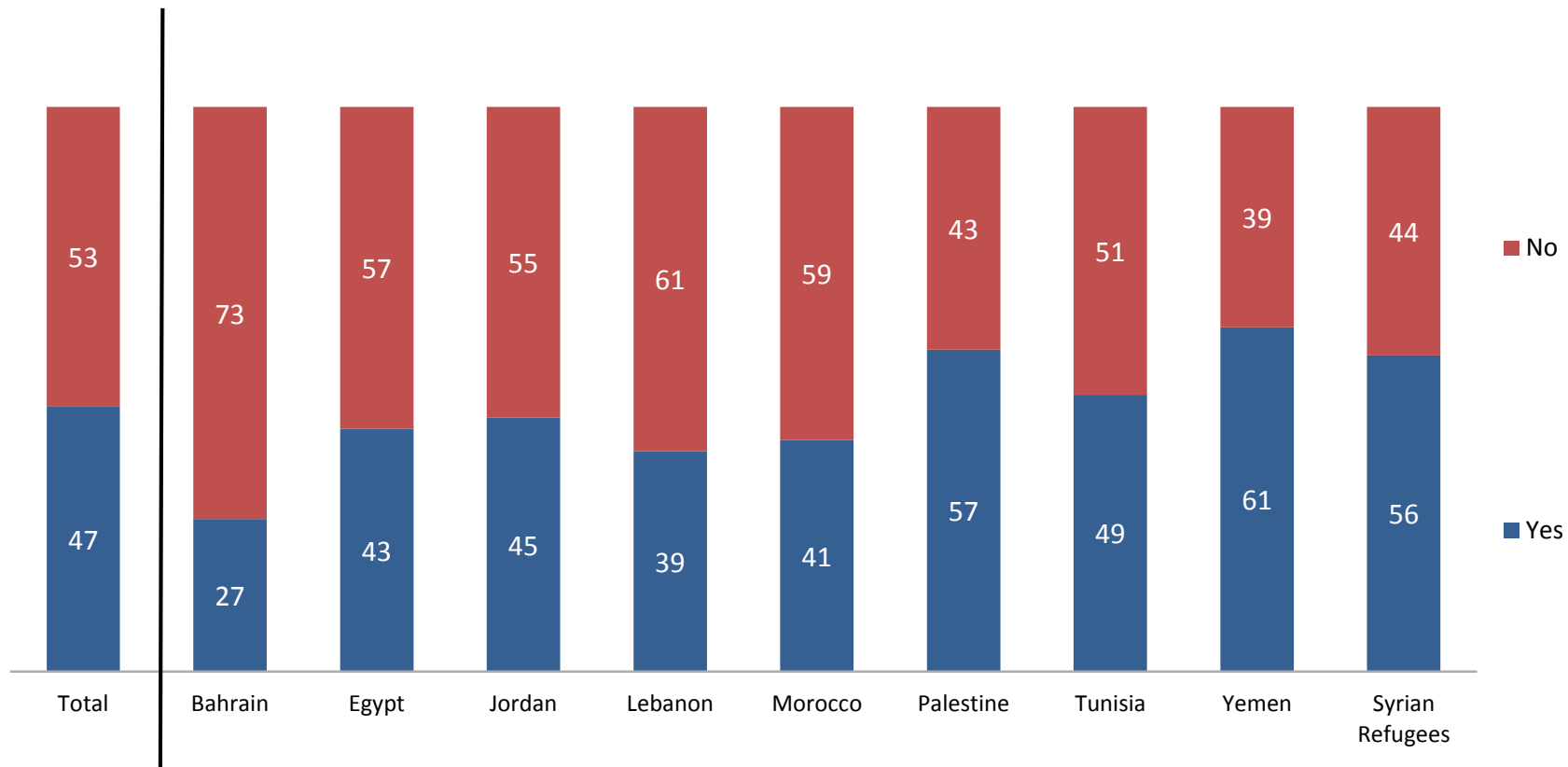
Where to did they migrate?

	Total	Bahrain	Egypt	Jordan	Lebanon	Morocco	Palestine	Tunisia	Yemen	Syrian Refugees
Gulf	25	47	37	34	19	12	20	14	80	3
Other Arab country	12	8	26	10	6	3	40	6	11	16
Europe	48	25	30	19	37	84	25	83	4	70
USA/Canada	14	15	10	37	22	7	13	7	6	11
Australia	5	8	2	1	16	1	3	0		3
Asia	2	2	2	5	1		4	1	3	3
Latin America	1	1			4		2	0	1	1
Sub-Saharan Africa	3				9	3	1	1	1	

Q174: Where to exactly?
Multiple answers possible

Universe: National population, 16 (18) to 30 years/ Basis: Respondents that have a family member that migrated (Q173)/ Values in percent / Attention: in part small number of cases

Importance of emigration



Q175: Is this emigration of any importance to you?

Universe: National population, 16 (18) to 30 years
Basis: Respondents that have a family member that migrated (Q173)/
Values in percent / Attention: in part small number of cases

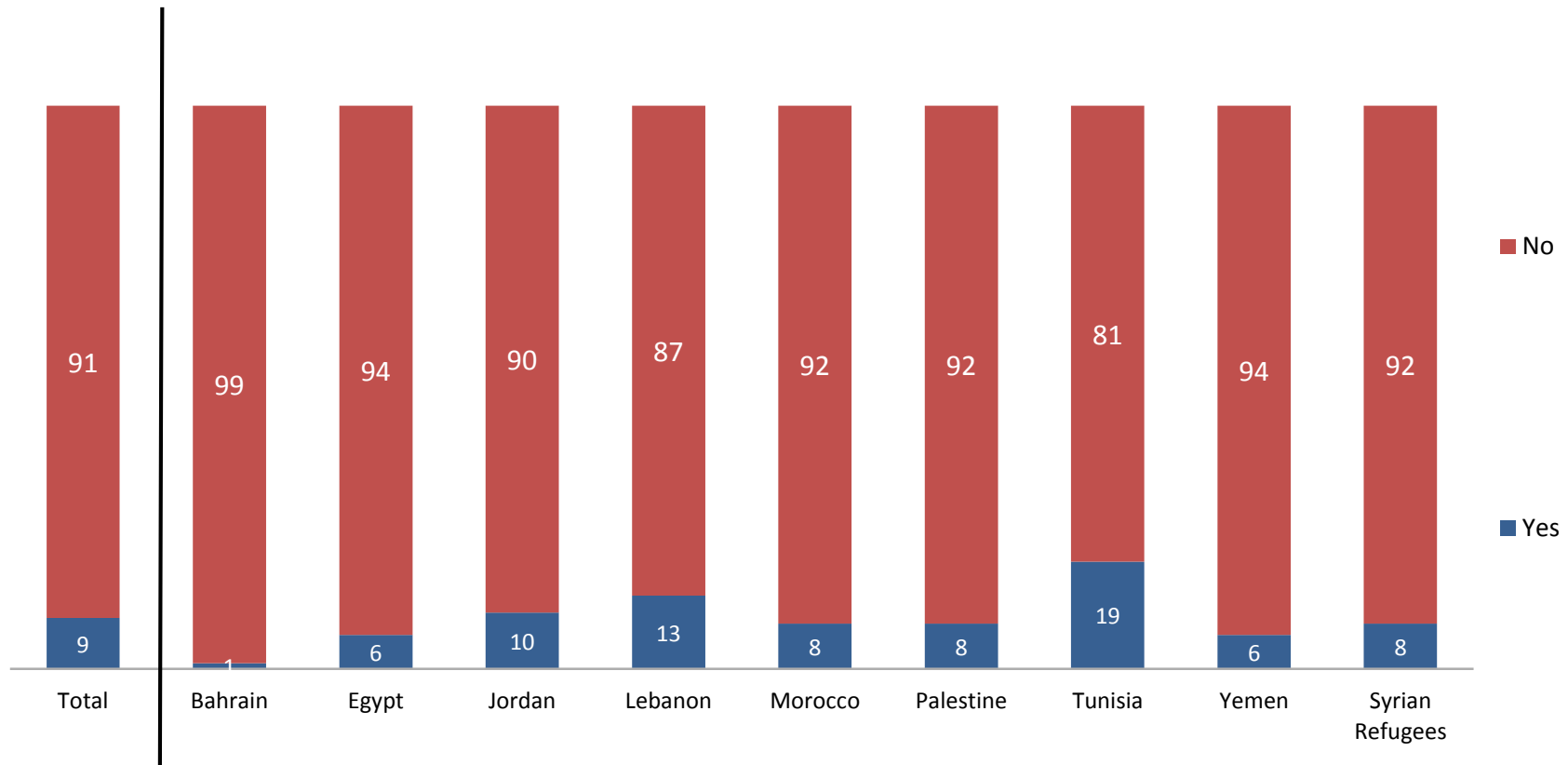
Consequences of migration

	Total	Bahrain	Egypt	Jordan	Lebanon	Morocco	Palestine	Tunisia	Yemen	Syrian Refugees
I consider it as a loss for my personal life	22	7	13	27	36	22	43	11	9	24
I profit from the money he/she is sending to us	29	11	21	33	19	37	11	30	81	3
I learned from his / her experiences abroad and decided that emigration is not a goal for me	14	19	22	18	15	20	21	9	6	14
I am fascinated by the idea of living in a foreign country, and my wish to emigrate has grown	30	34	46	20	20	40	14	50	11	26
My feelings about emigration started to get mixed up	21	39	22	24	21	12	23	16	12	39

Q176: Which of the following statements best reflects your opinion?

Universe: National population, 16 (18) to 30 years/ Basis: Respondents that stated that the emigration was of importance (Q175)/ Values in percent / Attention: in part small number of cases

Contact with job/asylum seekers in Europe



Q177: Have you been in contact (by phone, SMS, Skype) with somebody who is trying to find a job or asylum in Europe within the last three months?

Universe: National population, 16 (18) to 30 years
Values in percent

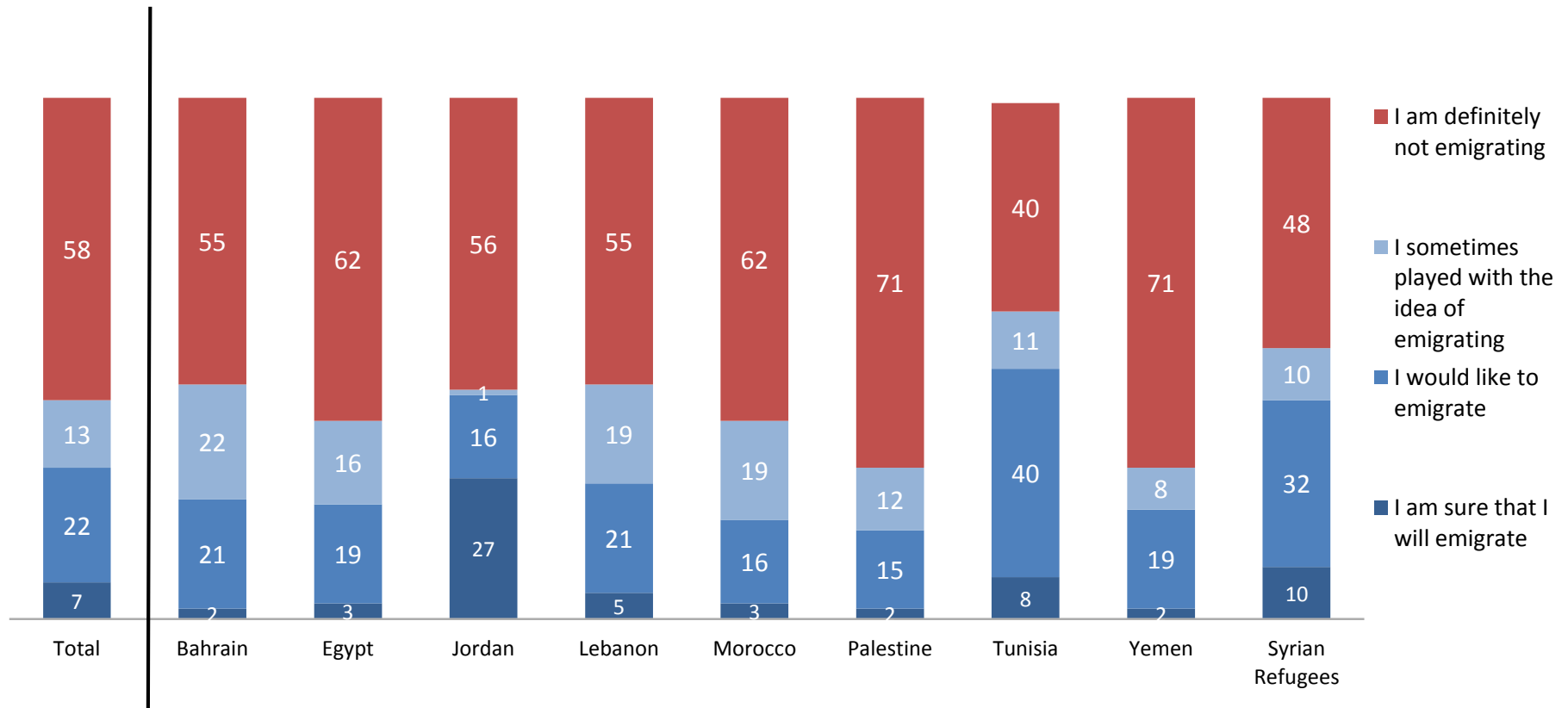
Contact with job/asylum seekers in Europe

	Total	Bahrain	Egypt	Jordan	Lebanon	Morocco	Palestine	Tunisia	Yemen	Syrian Refugees
Family	50		54	78	37	72	47	39	41	42
Friends	57		50	26	62	62	58	69	71	51
Neighbours	5		7	3	6	3	7	7	2	1
Others	5		12	1	7	6	8	3		9

Universe: National population, 16 (18) to 30 years / Basis: Respondents that have been in contact with job/asylum seekers in Europe (Q175) / Values in percent / Attention: in part small number of cases

Q178: If yes, who have you been in contact with?

Emigration



Q179: What would best describe your situation?

Universe: National population, 16 (18) to 30 years
Values in percent

Preferred destinations for migration I

	Total	Bahrain	Egypt	Jordan	Lebanon	Morocco	Palestine	Tunisia	Yemen	Syrian Refugees
Sweden	22	10	14	22	29	10	44	8	9	54
Spain	13	9	10	21	14	19	19	10	9	6
Belgium	6	1	3	3	7	18	12	7	0	6
Bulgaria	1	0	1	2	2	0	1	0		3
Denmark	4	1	2	6	8	2	7	0		12
Finland	1		1	2	2	1	1	1	1	4
France	28	13	20	32	36	30	28	52	17	16
Germany	32	18	15	32	38	24	41	42	15	48
Greece	3	1	2	8	4		6	3	4	2

Q180: Recently a lot of people are on their way to Europe. If you were to emigrate what would be your preferred target countries? Multiple answers possible

Universe: National population, 16 (18) to 30 years/ Basis: Respondents at least playing with the idea to migrate (Q180)/ Values in percent

Preferred destinations for migration II

	Total	Bahrain	Egypt	Jordan	Lebanon	Morocco	Palestine	Tunisia	Yemen	Syrian Refugees
Italy	16	6	22	20	18	19	18	19	10	10
Luxembourg	1	0	1	1	3	0	1	1	0	2
Netherlands	4	1	6	3	6	9	3	3	3	4
Portugal	1	1	3	3	1	0	1	1	1	2
United Kingdom	19	35	16	36	18	11	12	9	23	9
Austria	3	2	6	4	4	0	4	2	2	3
Switzerland	14	8	12	14	15	10	10	15	9	23
Other	30	69	13	23	28	6	36	12	46	41
None	5	9	6	2	3	8	4	1	17	1

Q180: Recently a lot of people are on their way to Europe. If you were to emigrate what would be your preferred target countries? Multiple answers possible

Universe: National population, 16 (18) to 30 years/ Basis: Respondents at least playing with the idea to migrate (Q180)/ Values in percent

Change current situation I

	Total	Bahrain	Egypt	Jordan	Lebanon	Morocco	Palestine	Tunisia	Yemen	Syrian Refugees
To leave your family in order to obtain good professional qualifications	37	36	31	39	34	43	27	53	36	33
To leave your family even if you risk your life	18	21	17	17	14	31	9	19	17	14
To accept work that is very much below your qualification	30	21	24	35	16	30	27	34	42	39
To marry somebody from a class that is way above your personal background	32	29	33	36	31	41	26	36	36	25
To marry somebody from a class that is way below your personal background	28	28	28	31	22	33	25	32	36	18

Universe: National population, 16 (18) to 30 years
Values in percent "(rather) agree"

Q181: In order to change your current situation would you be ready...?

Change current situation II

	Total	Bahrain	Egypt	Jordan	Lebanon	Morocco	Palestine	Tunisia	Yemen	Syrian Refugees
To accept work in a rural region of your country	46	30	23	49	47	38	64	54	61	47
To accept work in a rural region in an Arab country	31	21	20	42	17	28	30	38	39	39
To accept work in a rural region in Europe	33	25	28	36	31	38	24	52	23	38
To marry somebody with a different religion	13	15	10	16	17	27	7	15	6	8
To marry somebody who is significantly older than you	11	12	13	14	9	22	5	8	11	7

Universe: National population, 16 (18) to 30 years
Values in percent "(rather) agree"

Q181: In order to change your current situation would you be ready . . . ?