

Youth in the MENA region: Coping with Uncertainty Tunisia

A survey by Friedrich Ebert Foundation
in cooperation with
TNS Infratest Political Research
and the University of Leipzig

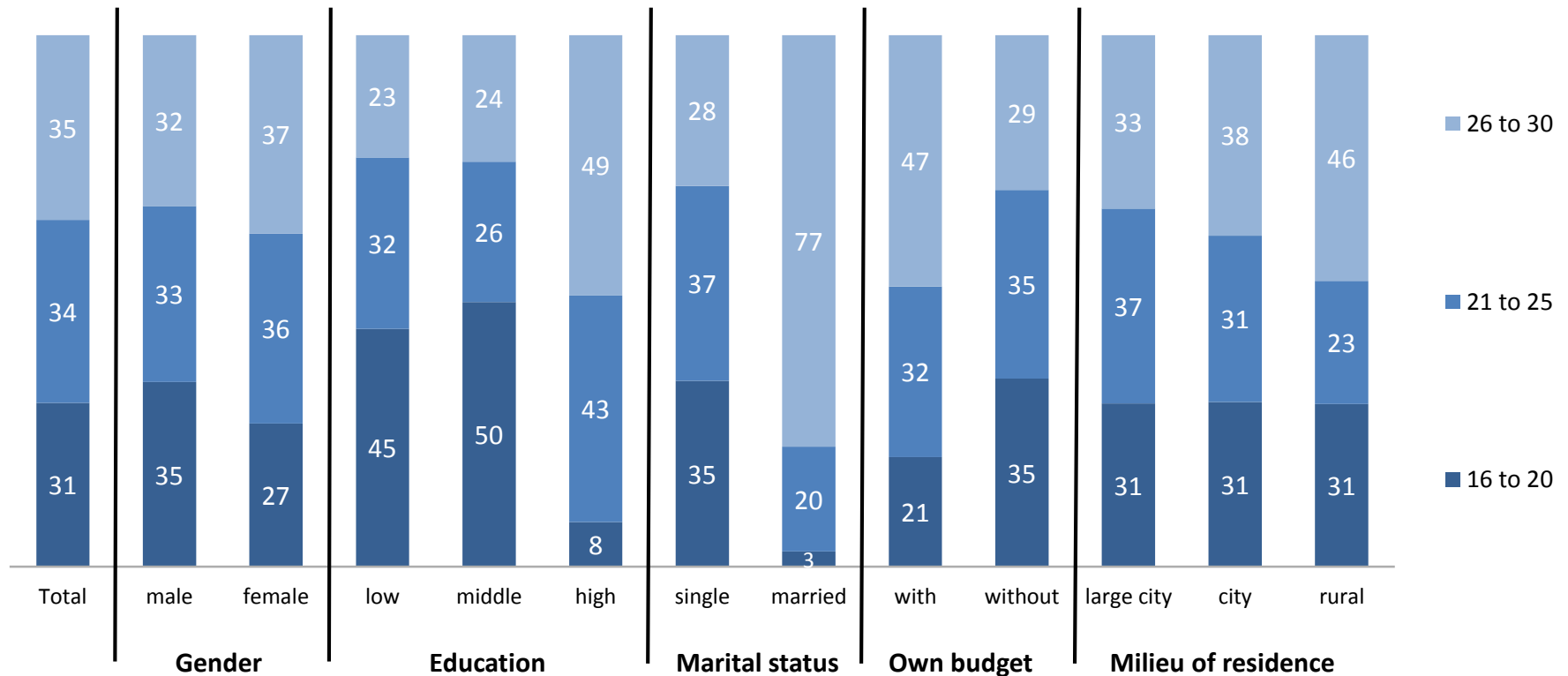
July 2017

Methodological overview

Universe	Population in Tunisia , 16 to 30 years
Sample	Quota per age, gender, and region
Sample size	998 respondents (weighted: 1,000)
Fieldwork period	May - July 2016
Method of Data Collection	PAPI (paper and pencil interview)
Conducting Institutes	Data Collection: BJKA Tunisia Analysis and Reporting: TNS Infratest Political Research

PERSONAL SITUATION

Tunisia: Age



Q4: Can you please tell me your year of birth?

Universe: National population, 16 to 30 years/
Values in percent

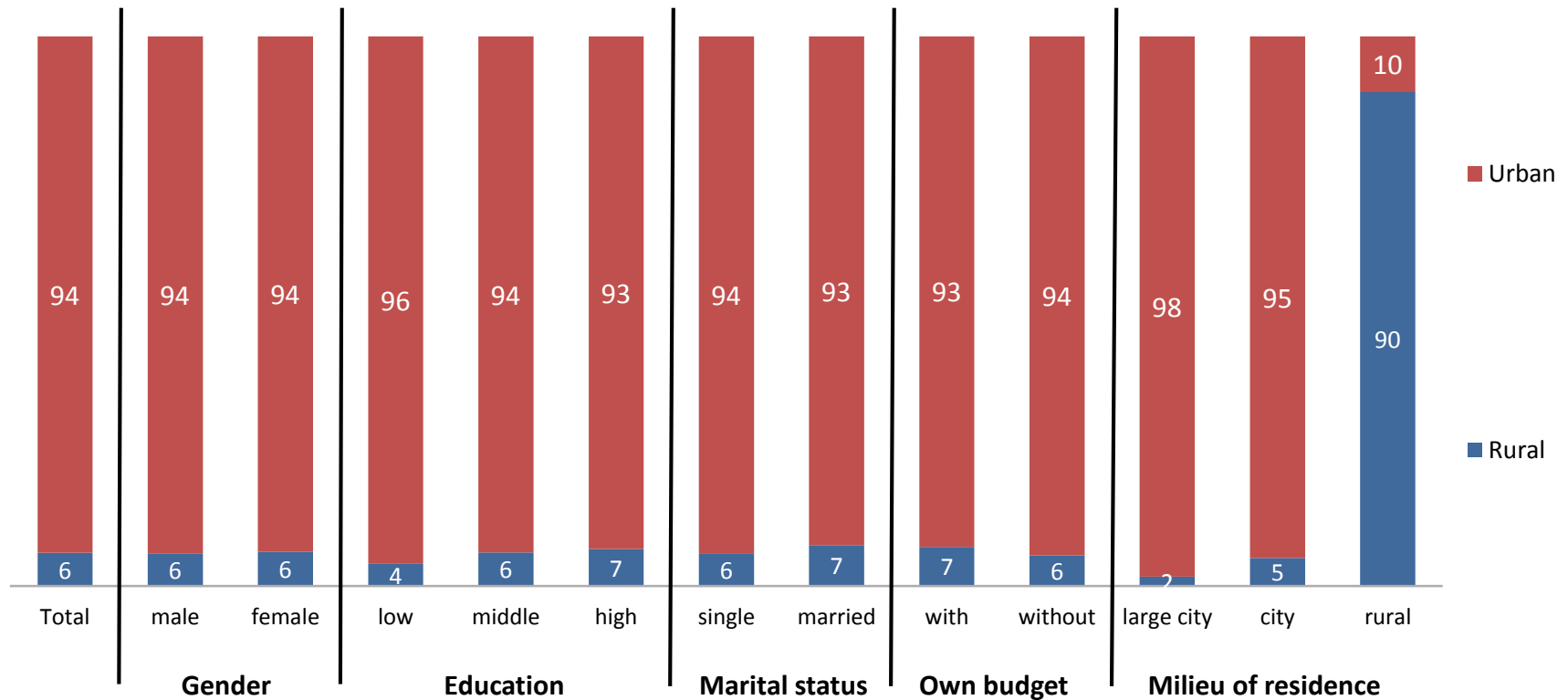
Tunisia: Milieu of residence

	Gender			Education			Marital status		Own budget		Milieu of residence		
	Total	male	female	low	middle	high	single	married	with	without	large city	city	rural
Refugee camp													
Hamlet < 50	0	0	0		1		0	1	0	0			7
Village 50 – 1,000	1	1	1	1	1	1	1		0	1			24
Rural centre 1,001 – 20,000	3	3	3	1	3	3	2	5	5	2		1	69
Small city 20,001 - 100,000	32	31	33	37	28	34	32	33	31	32		99	
Medium-sized city 100,001 - 500,000	40	40	41	26	45	41	41	38	38	42	63		
Large city > 500,000	24	25	22	34	23	21	24	23	25	23	37		

Universe: National population, 16 to 30 years/
Values in percent

Q5: Which is your milieu of residence?

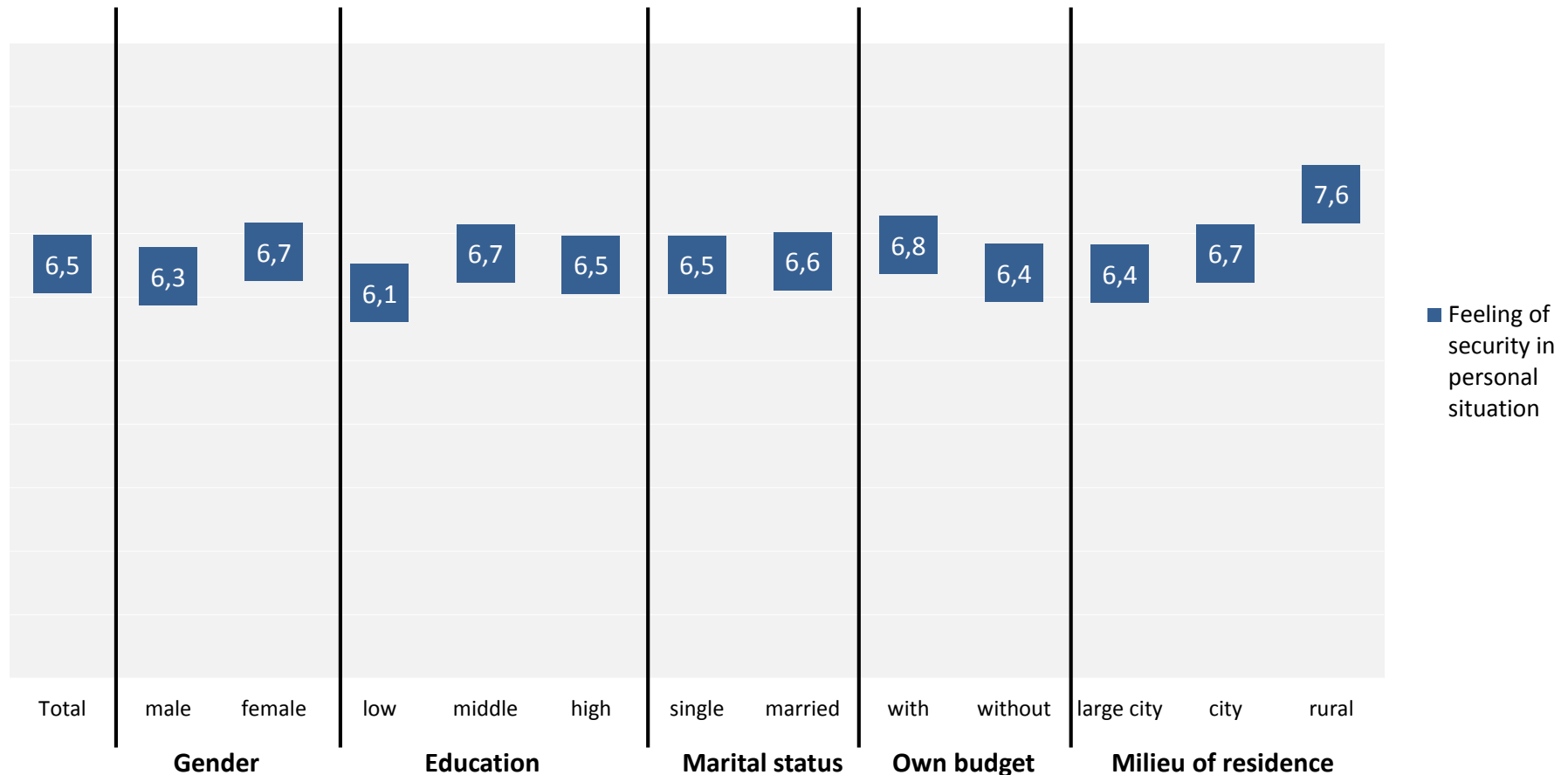
Tunisia: Fieldwork area



Q7: Please select the fieldwork area

Universe: National population, 16 to 30 years/
Values in percent

Tunisia: Personal situation - Feeling of security overall



Q9: If you consider your personal situation in all its parts and aspects today (school / job, family, economic situation, political transformations, future developments, etc.), all in all, do you feel rather secure or rather insecure? Please rate your situation on a scale from 1 (not at all secure) to 10 (totally secure).

Universe: National population, 16 to 30 years/
Average values

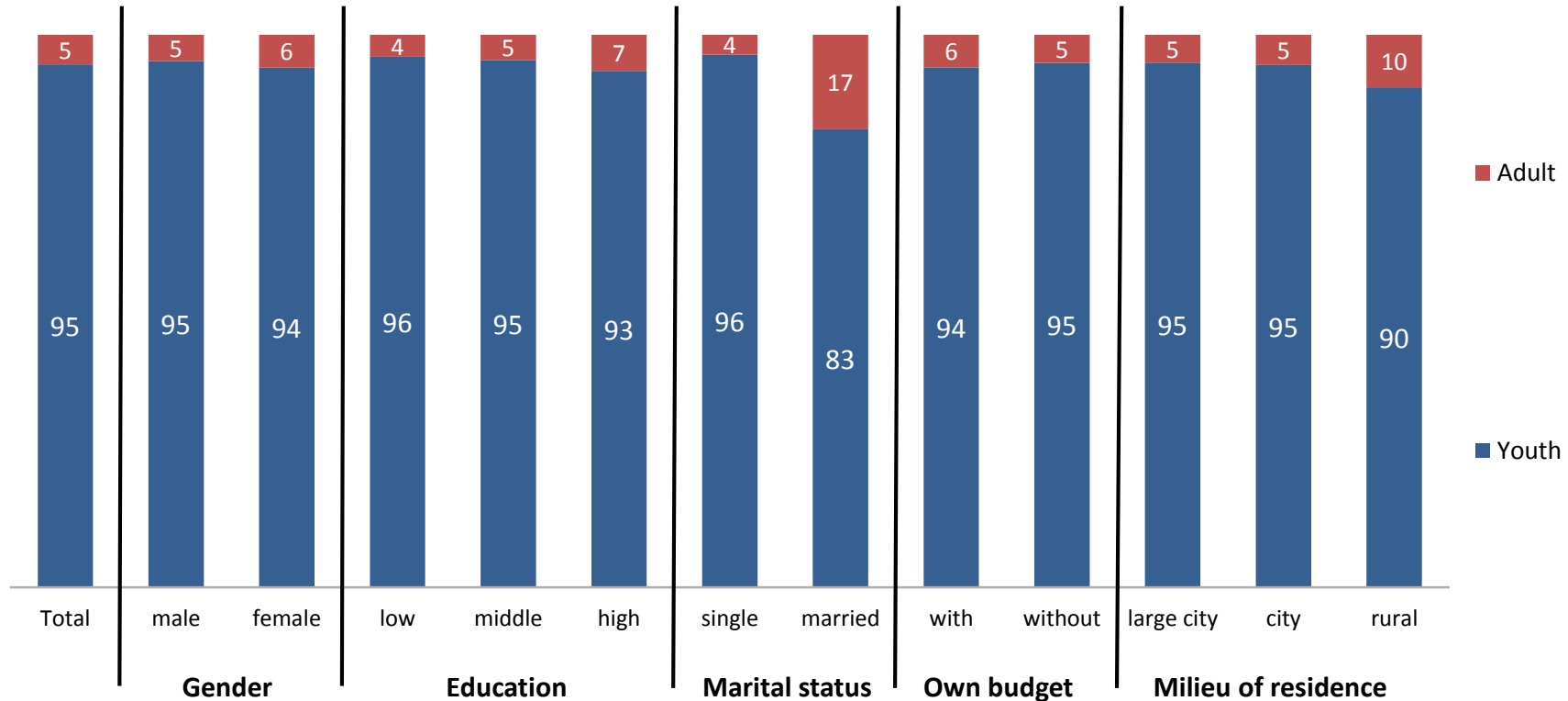
Tunisia: Areas of security

	Gender			Education			Marital status		Own budget		Milieu of residence		
	Total	male	female	low	middle	high	single	married	with	without	large city	city	rural
My economic situation	5,9	5,7	6,1	5,8	6,1	5,8	5,9	6,1	6,2	5,8	5,9	5,9	7,1
My health status	8,4	8,4	8,4	8,3	8,5	8,4	8,4	8,4	8,3	8,4	8,3	8,6	8,6
My emotions	7,6	7,4	7,9	7,8	7,6	7,6	7,6	8,2	7,7	7,6	7,5	7,8	8,3
My exposure to violence	7,8	7,8	7,8	7,5	7,8	7,9	7,9	7,5	8,0	7,7	7,5	8,3	8,2
My access to food	8,8	8,8	8,8	8,4	8,8	8,9	8,8	8,6	8,9	8,8	8,7	9,0	8,9
The future of my family	8,0	7,8	8,2	7,7	8,0	8,1	8,0	8,0	8,2	7,9	7,9	8,1	8,4
The probability of armed conflict	6,5	6,5	6,4	6,5	6,3	6,6	6,4	7,0	6,8	6,3	6,2	7,0	7,6
My future professional career	6,3	6,3	6,2	6,0	6,5	6,1	6,3	6,2	6,8	6,0	6,2	6,3	7,7

Q10: Can you specify the area of security: I feel secure / insecure in the following fields:
Please rate your situation on a scale from 1 (not at all secure) to 10 (totally secure).

Universe: National population, 16 to 30 years/
Average values

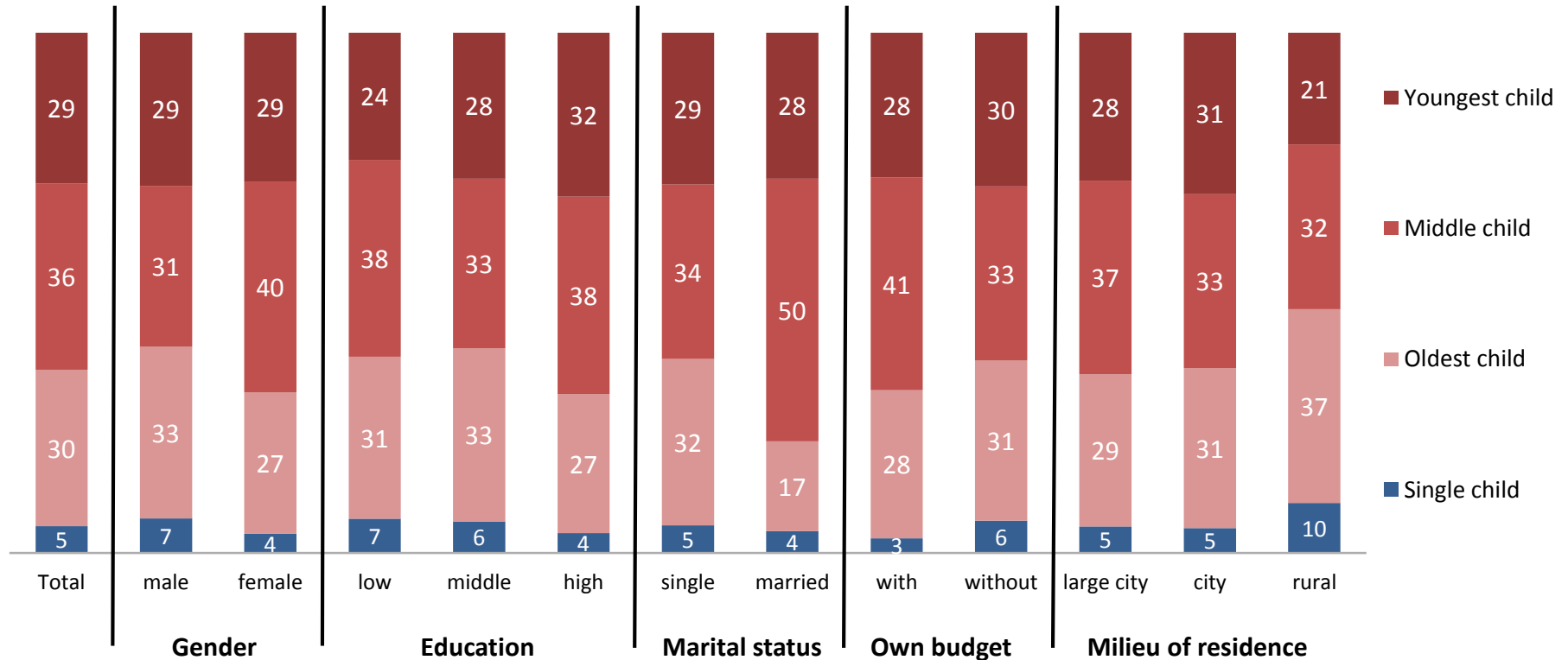
Tunisia: Belonging to youths or adults



Q11: Would you consider yourself to belong to the youths or to the group of adults?

Universe: National population, 16 to 30 years/
Values in percent

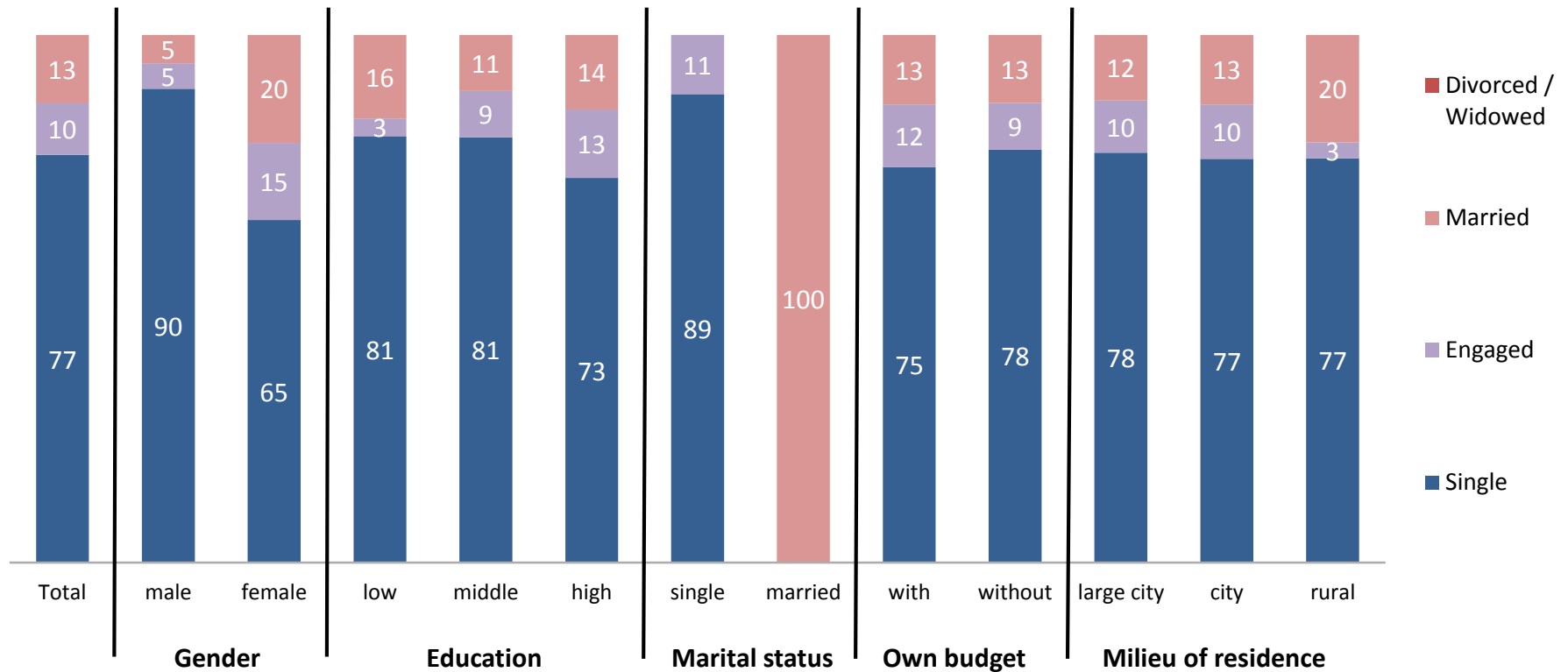
Tunisia: Birth sequence



Q13: Birth sequence: Are you single child, oldest child, middle child or youngest child?

Universe: National population, 16 to 30 years/
Values in percent

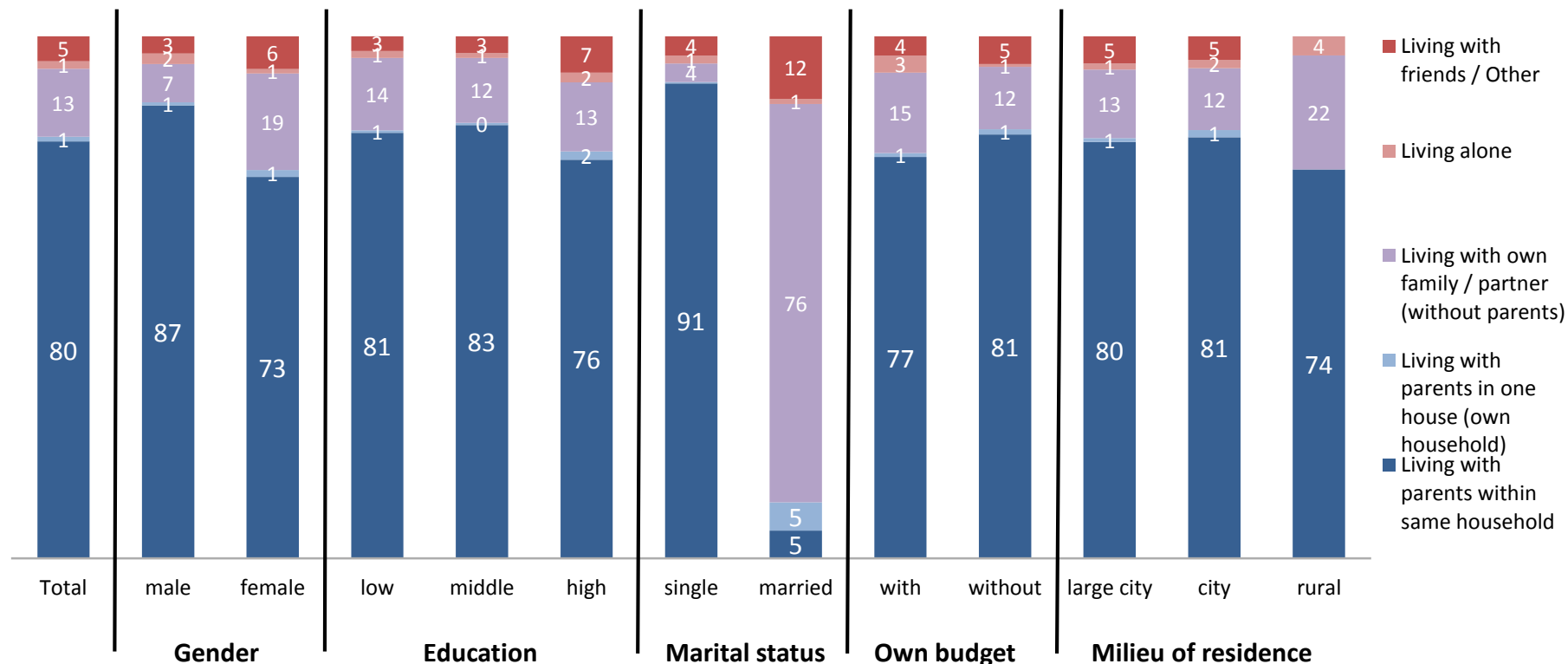
Tunisia: Marital status



Q14: Marital status: Are you...?

Universe: National population, 16 to 30 years/
Values in percent

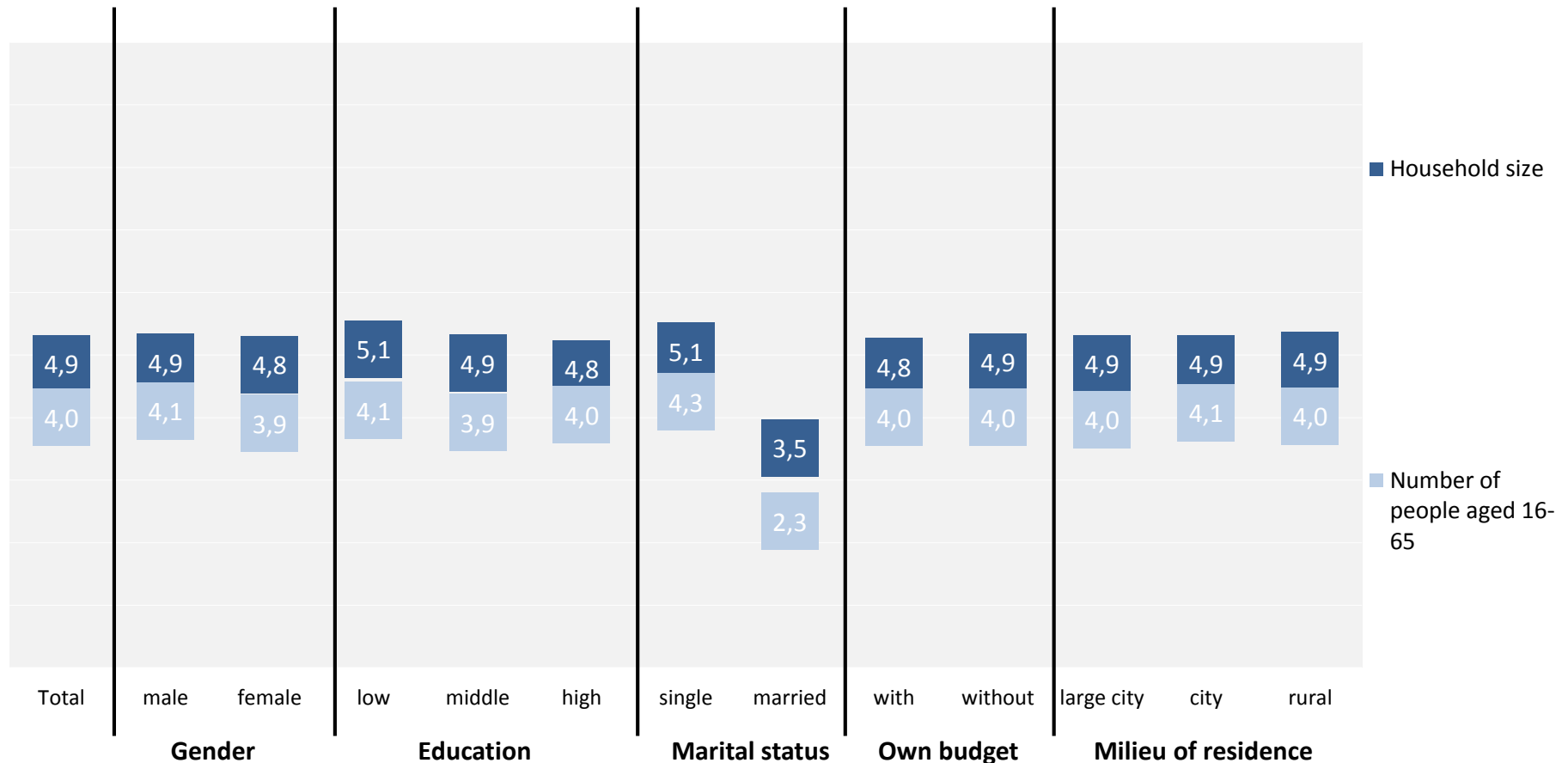
Tunisia: Living situation



Q15: What is your current living situation?

Universe: National population, 16 to 30 years/
Values in percent

Tunisia: Household size



Q16: Including yourself: how many people live in your household?

Q17: Among those: how many people are between 16 and 65 years old including yourself?

Universe: National population, 16 to 30 years/

Basis: Respondents not living on their own/

Average values

Tunisia: Head of household

	Gender			Education			Marital status		Own budget		Milieu of residence		
	Total	male	female	low	middle	high	single	married	with	without	large city	city	rural
Myself	6	10	2	2	6	7	4	17	11	3	6	5	10
My husband / wife	10	1	19	15	8	10	0	74	7	12	10	11	14
My father	72	78	66	66	74	72	81	10	74	71	72	75	57
My mother	13	12	15	17	12	13	15		10	15	14	9	32
Nobody	0	0	0			1	0		1	0	1		
Somebody else	3	2	3	3	3	3	3		2	3	3	2	3

Q18: Who is the head of household among the people you are living with?
Multiple answers possible

Universe: National population, 16 to 30 years/
Basis: Respondents not living on their own/ Values in percent

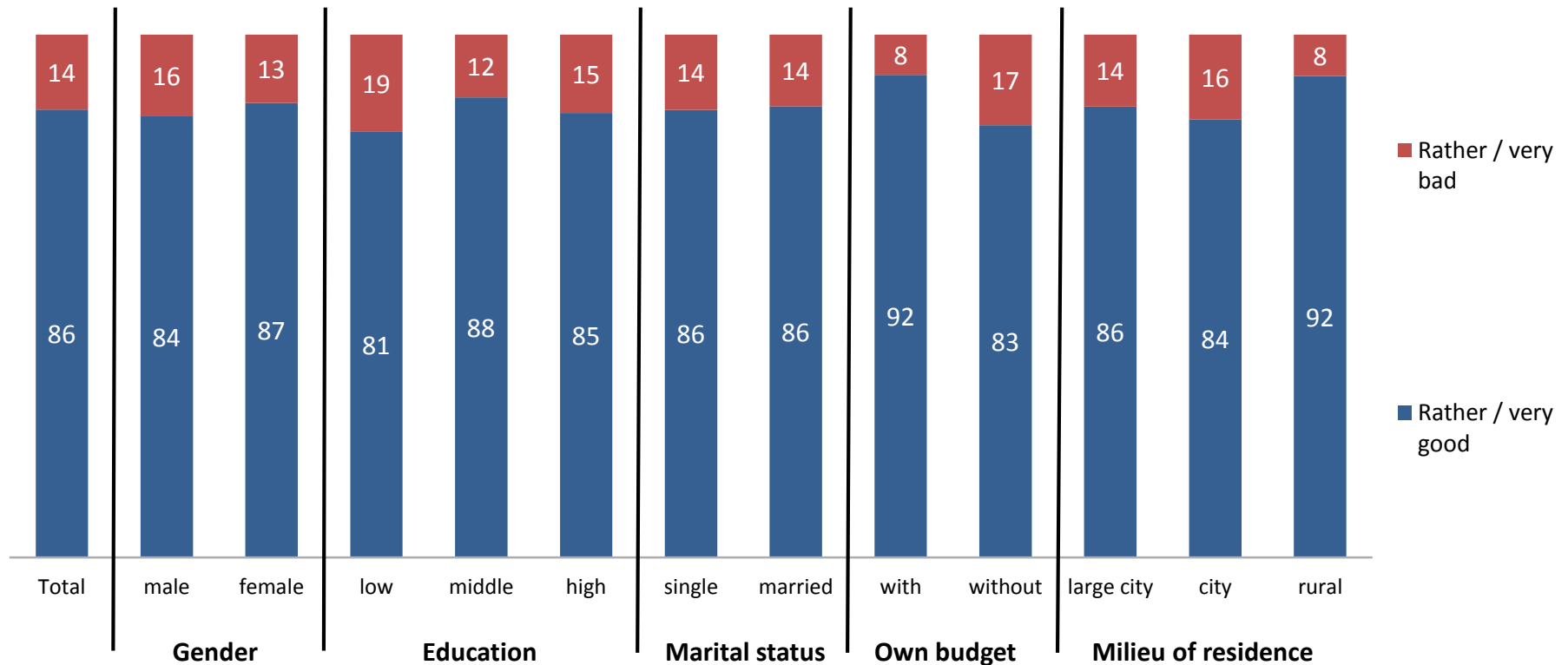
Tunisia: Manager of everyday household affairs

		Gender		Education			Marital status		Own budget		Milieu of residence		
	Total	male	female	low	middle	high	single	married	with	without	large city	city	rural
Myself	10	7	12	10	8	12	4	49	9	10	10	9	18
My husband / wife	6	3	10	7	6	7	1	44	8	6	7	5	7
My father	40	44	36	34	44	39	45	5	46	37	40	40	40
My mother	58	58	58	57	58	59	66	7	49	62	58	60	47
Somebody else	3	2	3	3	2	3	3		3	2	4	1	

Q19: Who manages everyday affairs for your household?
Multiple answers possible

Universe: National population, 16 to 30 years/
Basis: Respondents not living on their own/ Values in percent

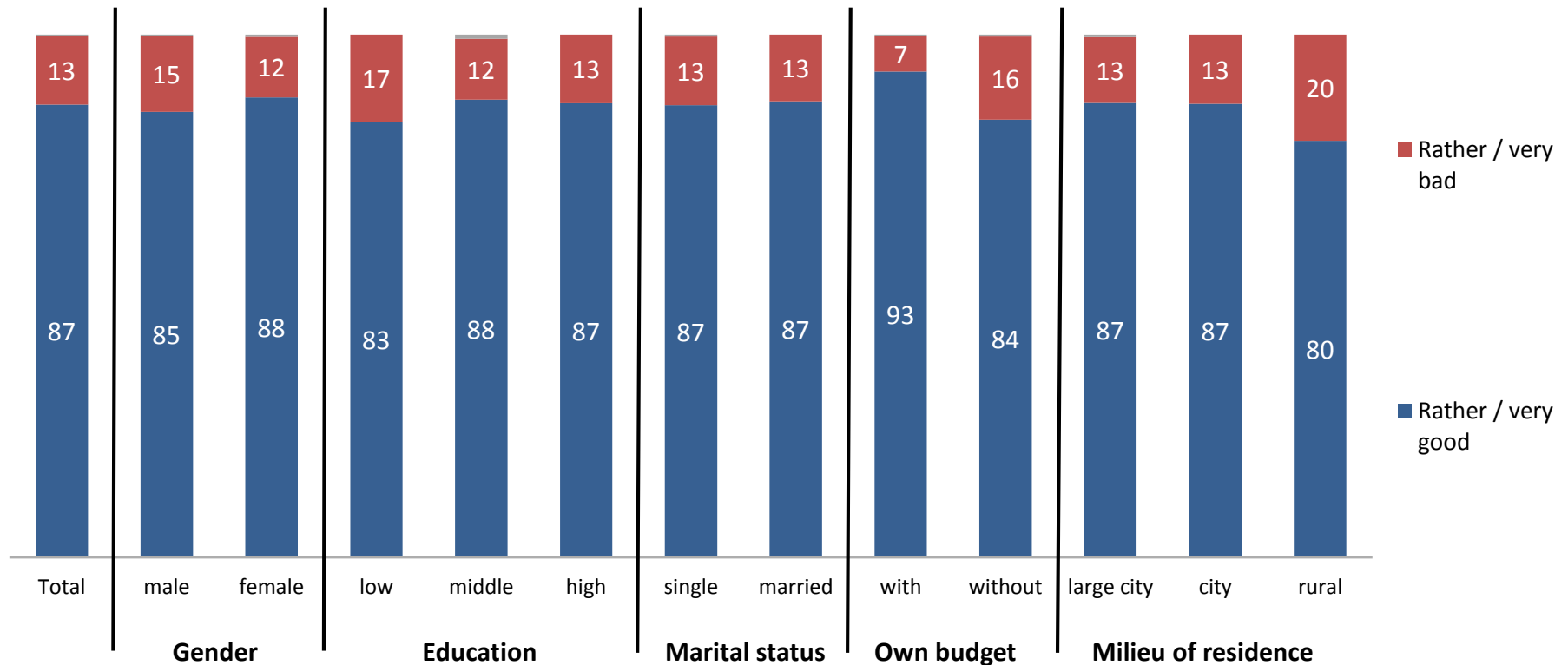
Tunisia: Assessment of economic situation today



Q20: How would you assess the economic situation of your family today?

Universe: National population, 16 to 30 years/
Values in percent

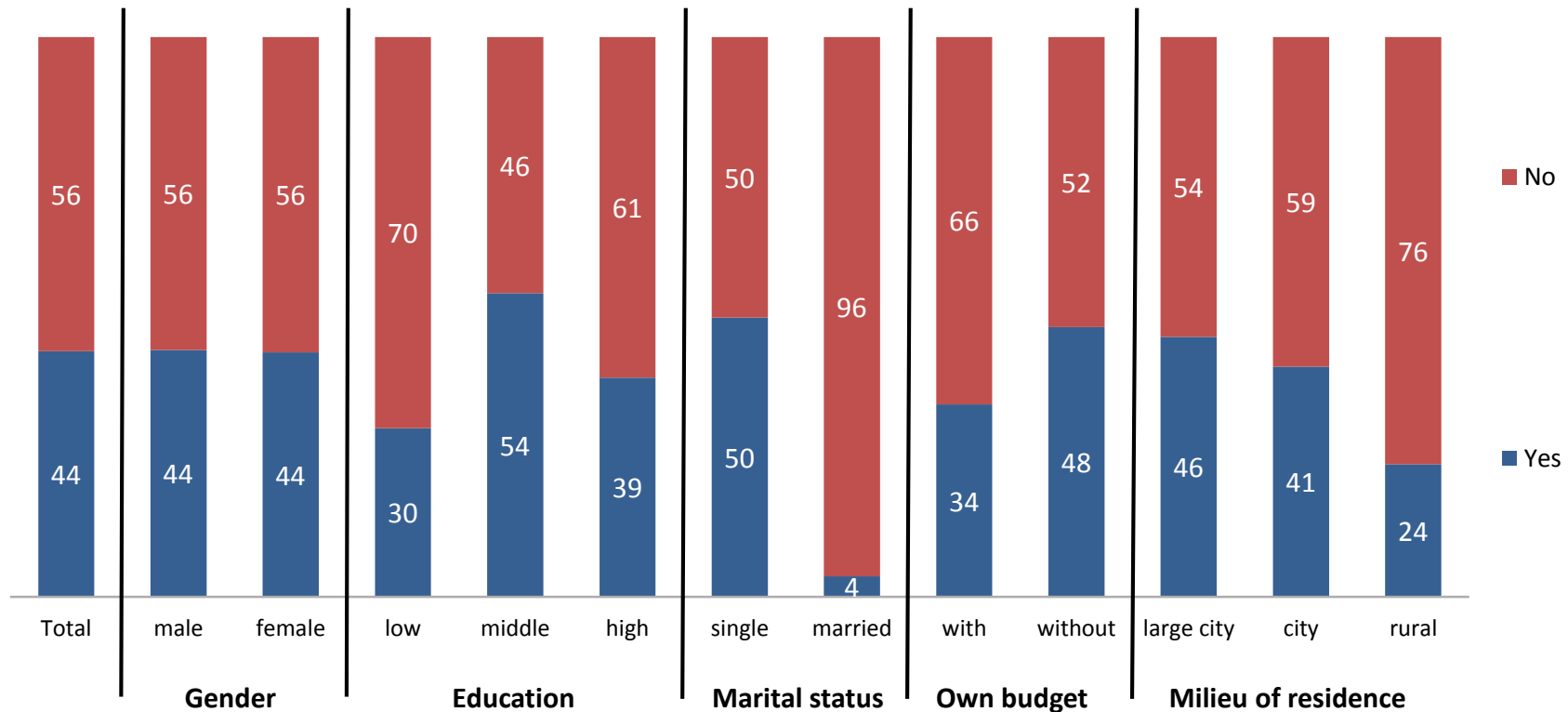
Tunisia: Assessment of economic situation in 2010



Q21: How would you assess the economic situation of your family in 2010?

Universe: National population, 16 to 30 years/
Values in percent

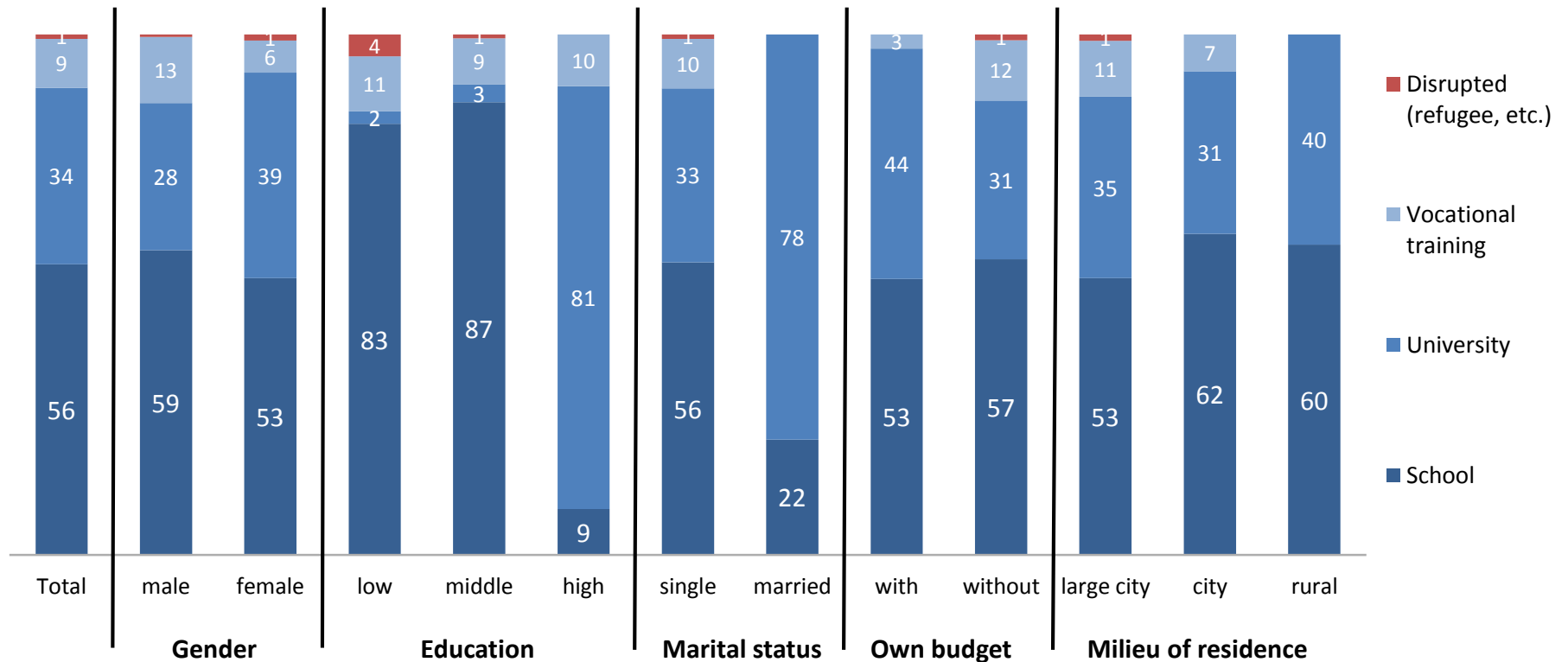
Tunisia: Student



Q24: Are you a student?

Universe: National population, 16 to 30 years/
Values in percent

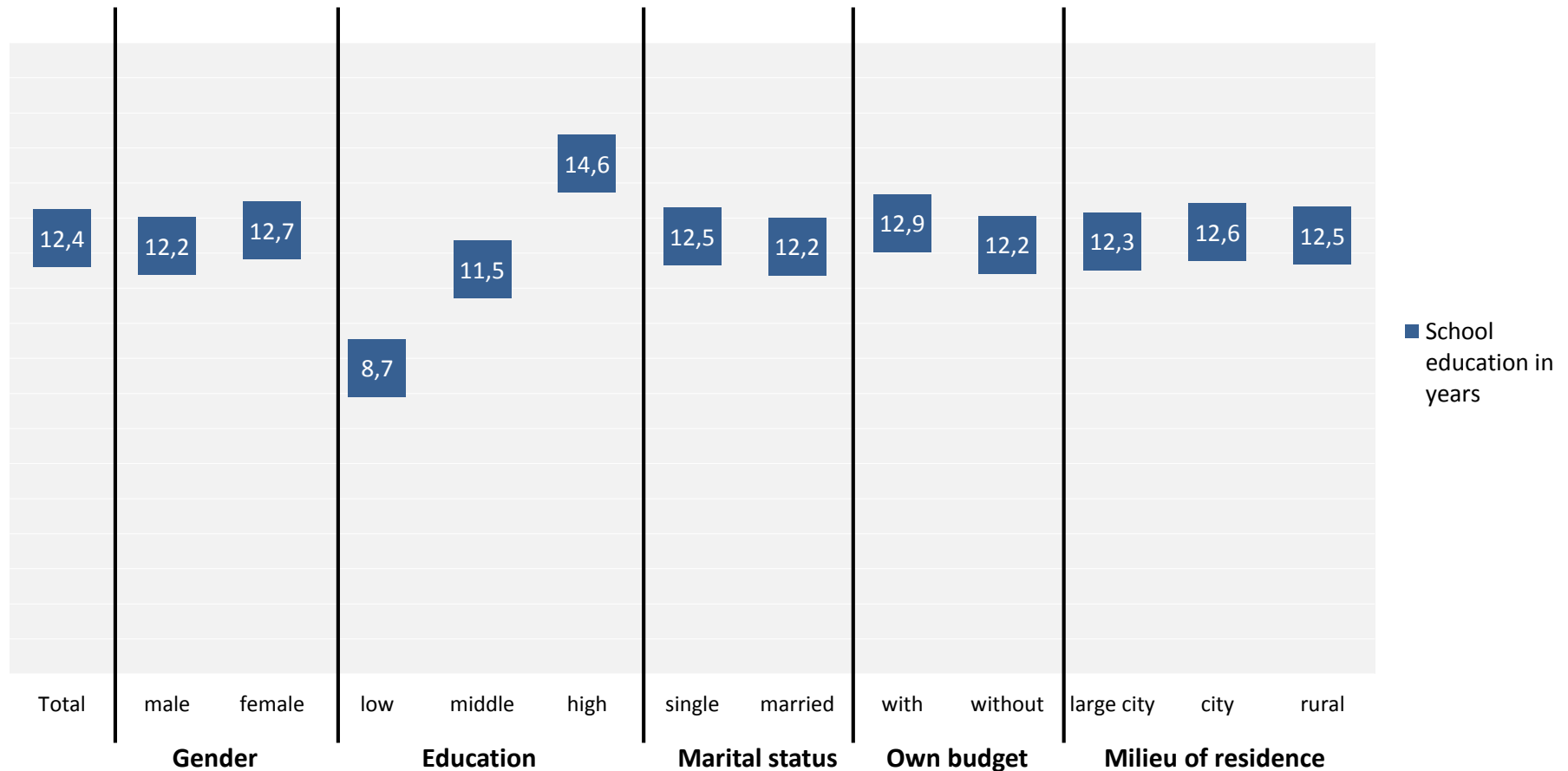
Tunisia: Current education



Q25: Are you going to...?

Universe: National population, 16 to 30 years/
Basis: Respondents that are currently students (Q24)/
Values in percent

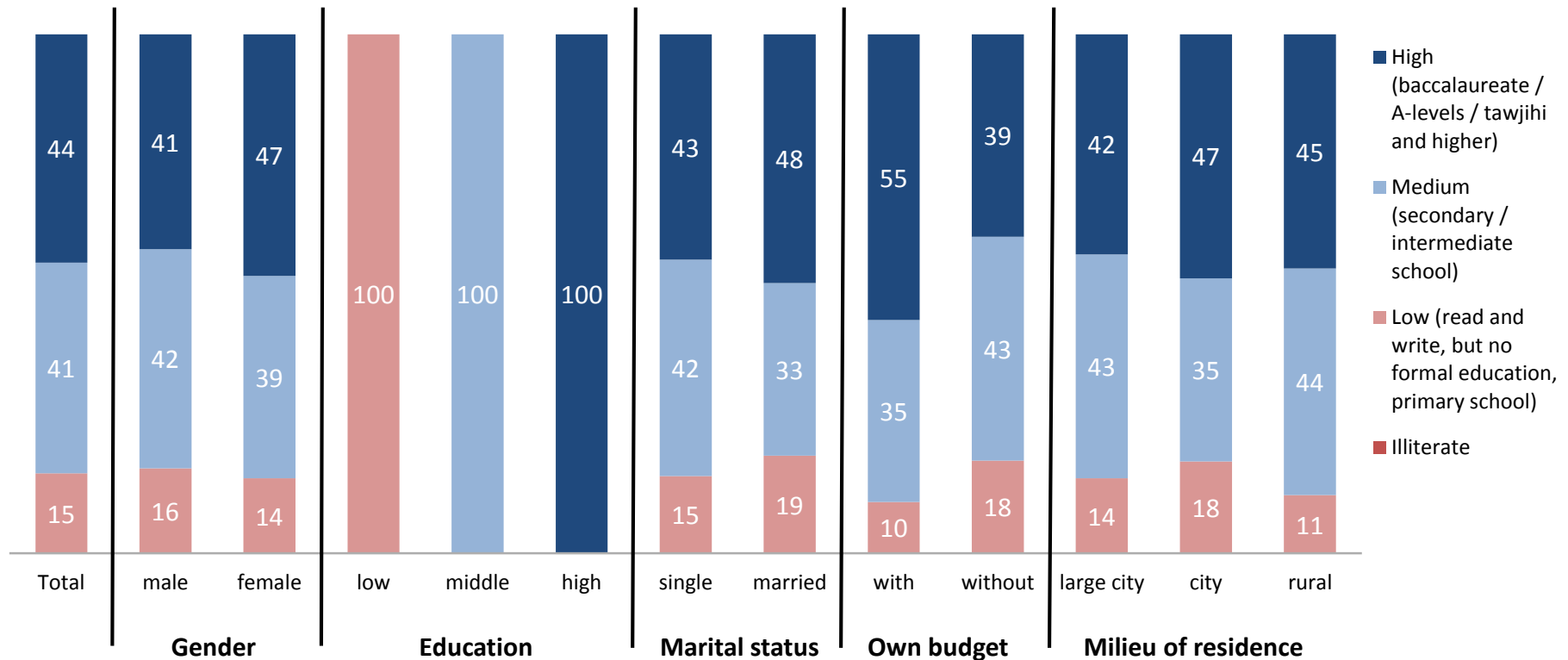
Tunisia: Duration of school education



Q26: How many years did you go to school (excluding pre-school and university)?
Please, calculate total years (maximum: up until baccalaureate).

Universe: National population, 16 to 30 years/
Average values

Tunisia: Highest degree achieved



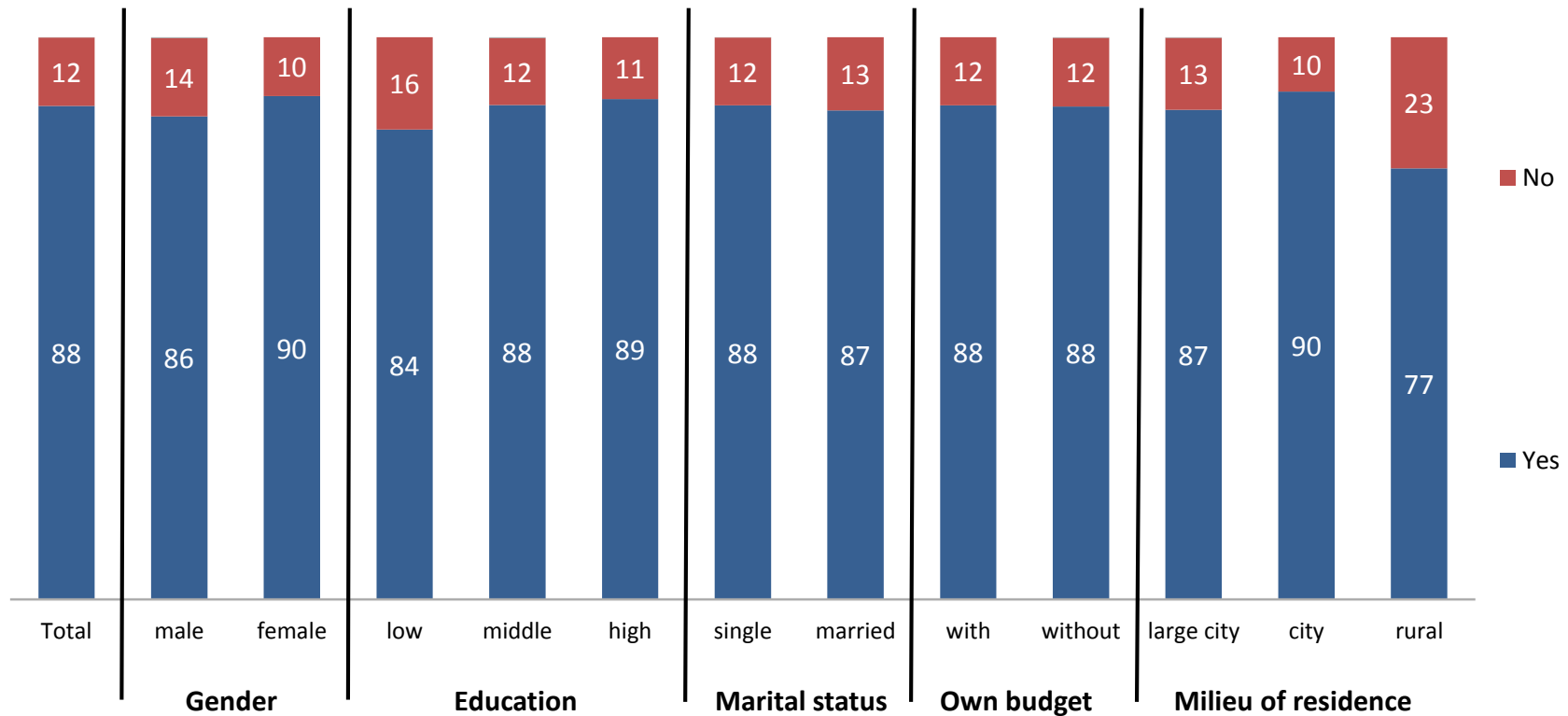
Q27: Which is your highest degree?

Universe: National population, 16 to 30 years/
Values in percent

Parents

FATHER

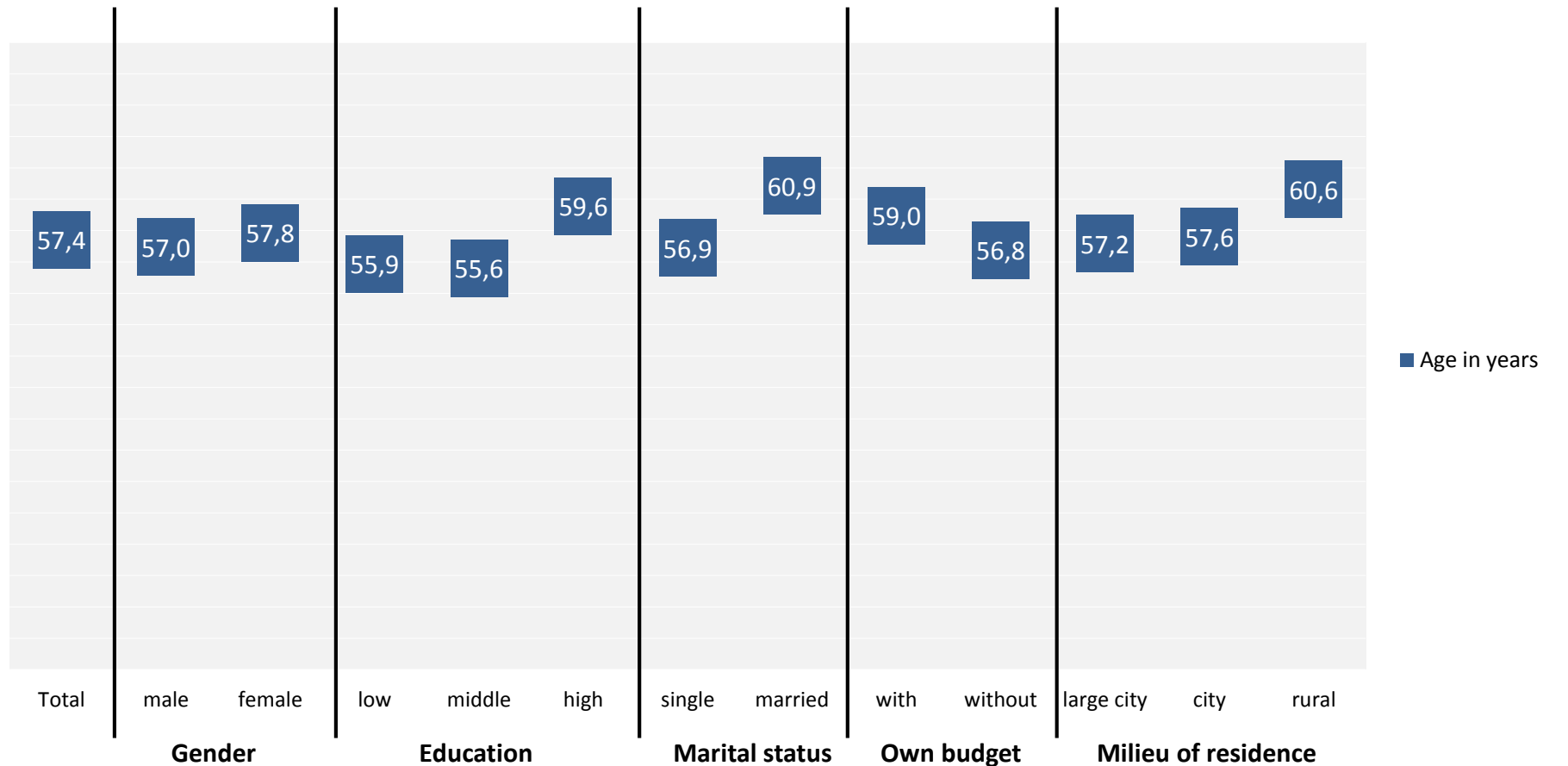
Tunisia: Father alive



Q28: Is your father still alive?

Universe: National population, 16 to 30 years/
Values in percent

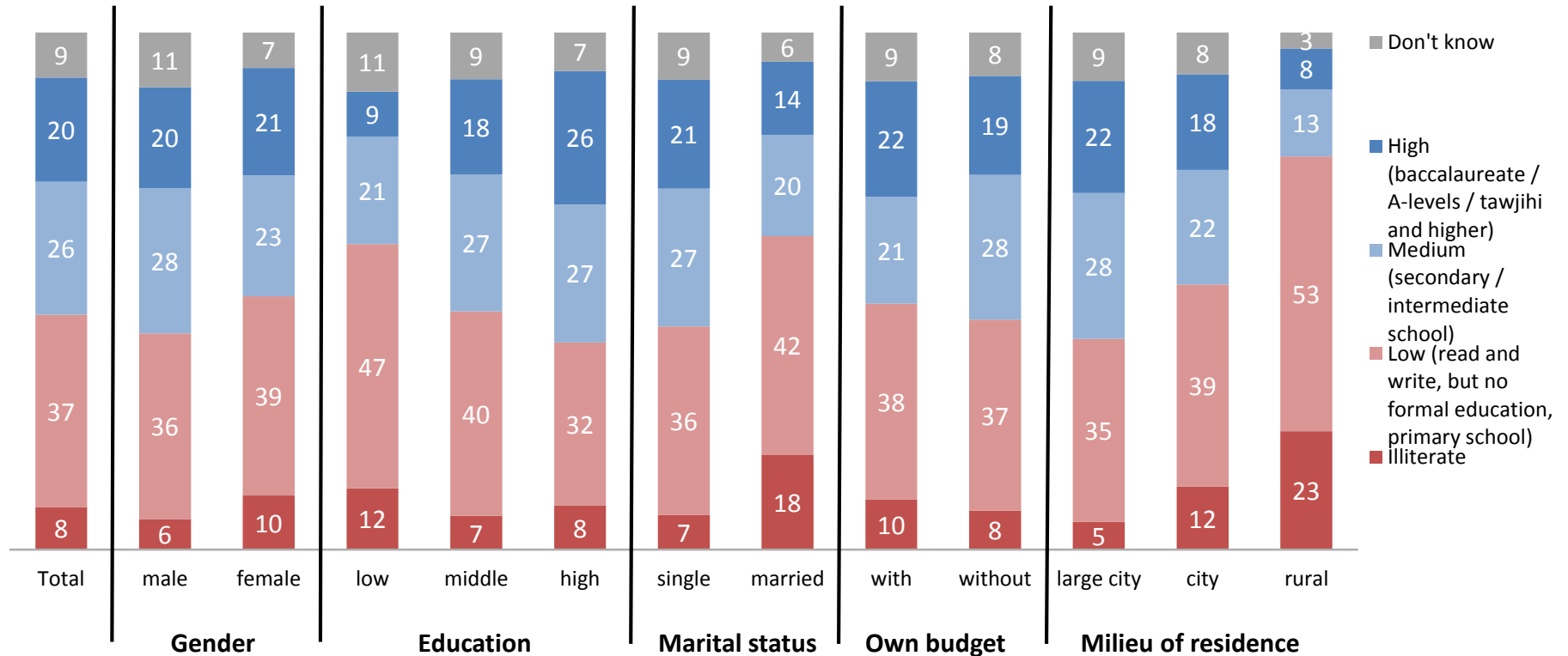
Tunisia: Father's age



Q29: How old is your father?

Universe: National population, 16 to 30 years/
Basis: Father still alive (Q28)
Average values

Tunisia: Father's highest level of education



Q30: What is / was his level of education (highest degree)?

Universe: National population, 16 to 30 years/
Values in percent

Tunisia: Father's occupation(s)

	Gender			Education			Marital status		Own budget		Milieu of residence		
	Total	male	female	low	middle	high	single	married	with	without	large city	city	rural
State employee	20	20	20	12	20	23	21	11	16	22	20	20	10
Employee (with insurance)	6	8	5	5	6	8	7	2	7	6	7	6	3
Worker (no insurance, but continuous employment)	2	2	2	3	3	1	2	5	3	2	2	1	4
Remunerated labourer as part of a family business													
Self-employed with higher education (medical doctor, etc.)	1	2	1	0	2	1	1	4	2	1	1	0	3
Self-employed without higher education, but qualification	11	13	10	11	14	9	12	8	13	11	12	10	17
Self-employed in agriculture	4	3	5	4	5	3	3	11	6	3	3	5	11
Self-employed in service sector (continuous work, unstable inc.)	8	7	9	14	9	5	8	8	7	9	9	7	4
Day labourer (unstable employment, unstable income)	23	24	23	28	24	21	23	27	25	22	21	27	34
Jobless / work without income	4	4	5	7	4	3	4	8	4	4	4	5	10
Retired	18	16	19	12	14	24	18	15	18	18	19	17	
Other	5	4	6	6	3	6	5	4	4	5	5	4	4

Q31: What kind of different occupations/jobs did or does your father do? Multiple answers possible

Universe: National population, 16 to 30 years/
Values in percent

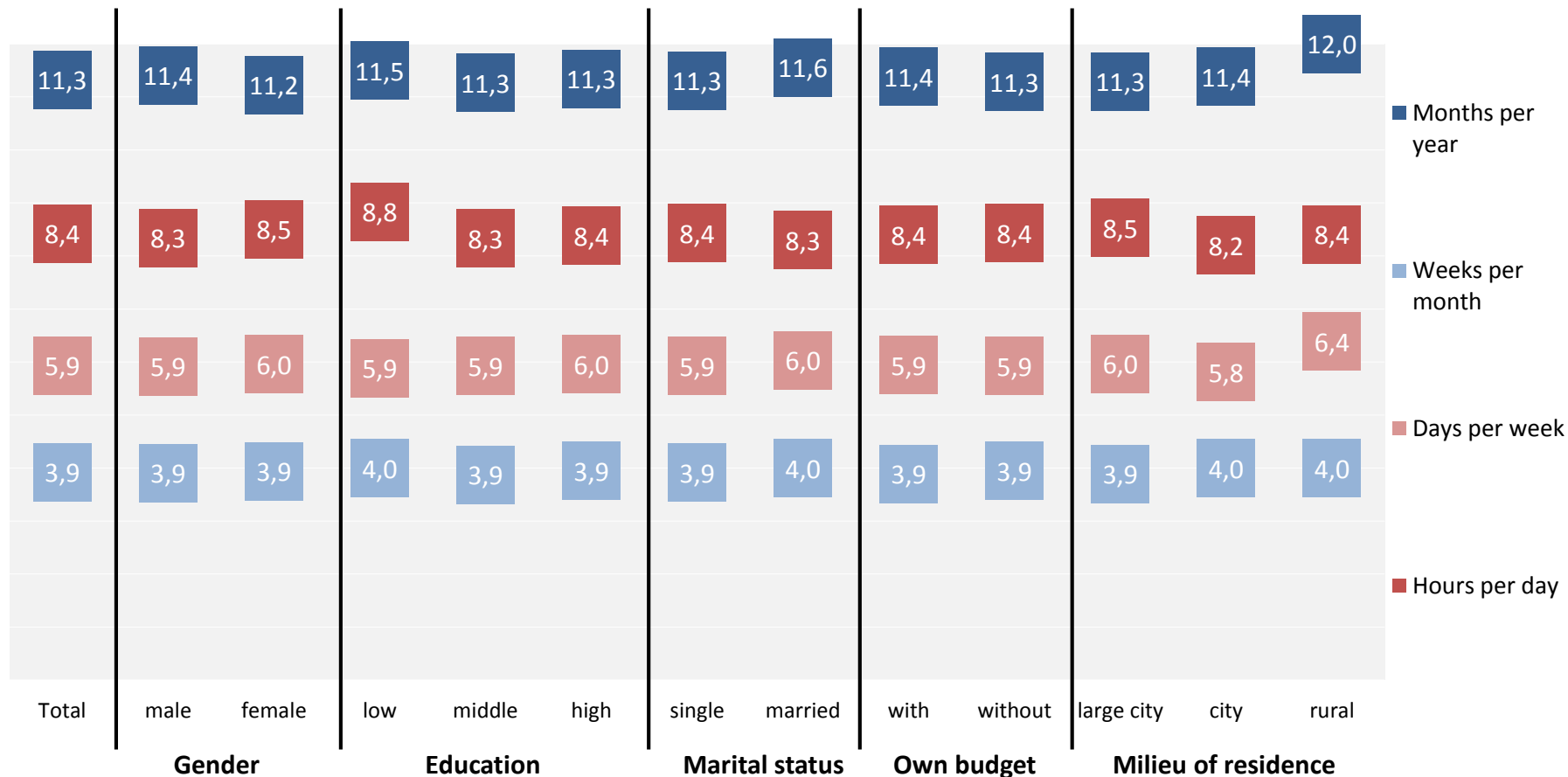
Tunisia: Father's main occupation

	Gender			Education			Marital status		Own budget		Milieu of residence		
	Total	male	female	low	middle	high	single	married	with	without	large city	city	rural
State employee	19	20	19	12	19	22	21	10	16	21	20	19	10
Employee (with insurance)	6	8	5	4	6	7	7	2	6	6	7	6	3
Worker (no insurance, but continuous employment)	2	2	2	3	3	1	2	4	3	2	2	1	4
Remunerated labourer as part of a family business													
Self-employed with higher education (medical doctor, etc.)	1	2	1	0	2	1	1	4	2	1	1	0	3
Self-employed without higher education, but qualification	11	13	10	11	14	9	12	8	13	11	12	10	17
Self-employed in agriculture	4	3	5	4	4	3	3	11	5	3	3	5	11
Self-employed in service sector (continuous work, unstable inc.)	8	7	9	14	9	5	8	8	6	9	9	7	4
Day labourer (unstable employment, unstable income)	23	24	22	28	24	21	23	27	25	22	21	27	34
Jobless / work without income	4	4	5	6	4	3	4	8	4	4	3	5	10
Retired	17	15	18	11	13	22	17	15	16	17	18	16	
Other	4	3	6	6	3	5	5	4	4	5	5	4	4

Universe: National population, 16 to 30 years/
Values in percent

Q32: And what is / was his main occupation? (Job held the longest)

Tunisia: Father's frequency of work



Q33: Concerning his main occupation, please tell me the....

Universe: National population, 16 to 30 years/
Basis: Respondents whose fathers are not jobless (Q31,Q32)
Average values

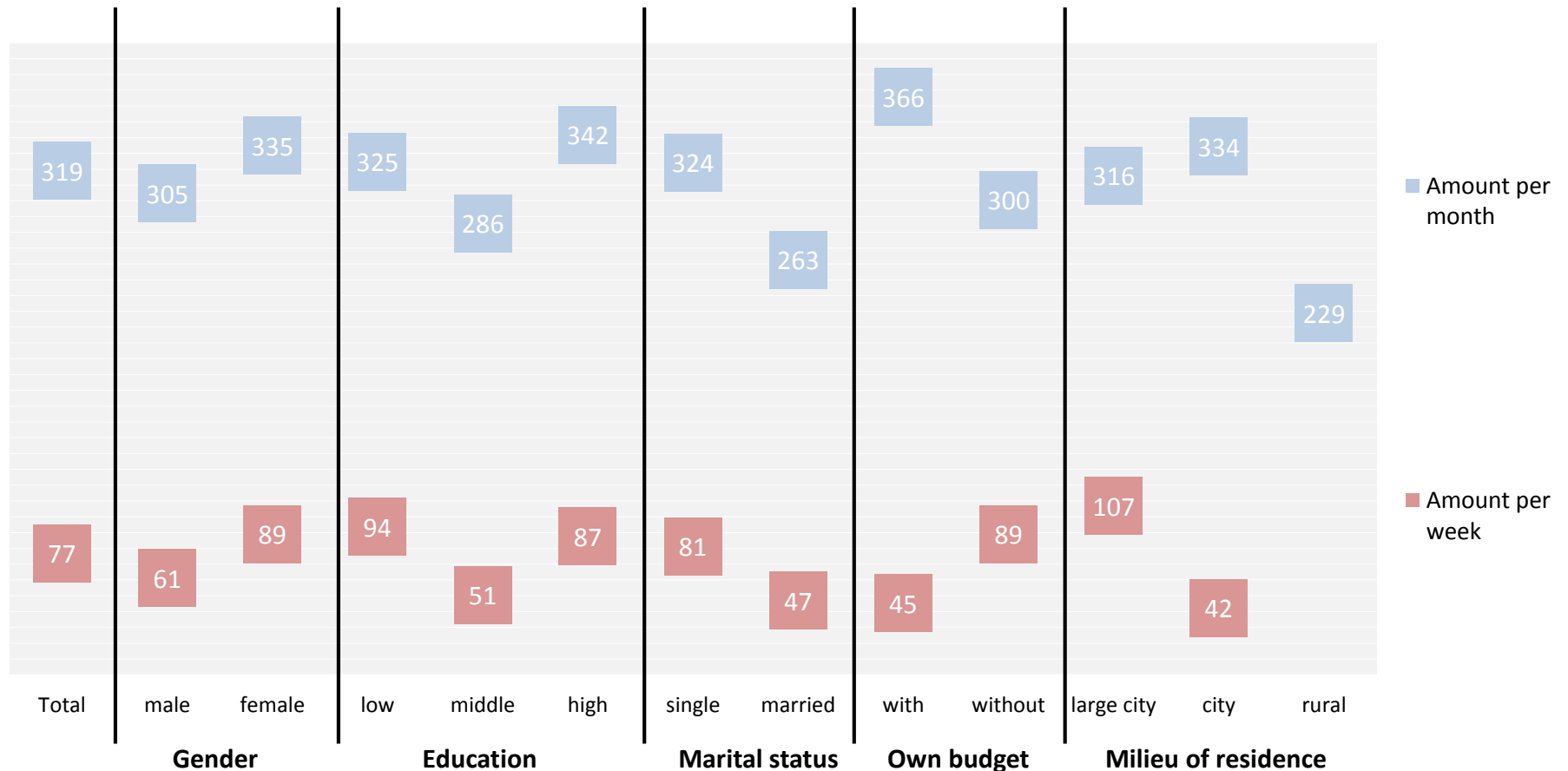
Tunisia: Form of payment - Father

	Gender			Education			Marital status		Own budget		Milieu of residence		
	Total	male	female	low	middle	high	single	married	with	without	large city	city	rural
Paid per day	9	9	9	11	11	6	8	13	8	9	8	9	13
Paid per week	3	3	2	3	3	2	2	3	4	2	2	3	3
Paid every fortnight	0	0	0			1	0			0	0	0	
Paid per month	46	47	45	32	44	52	47	35	43	47	50	39	36
Paid per season	1	1	2		1	2	1	5	2	1	1	2	
Paid per job / task	18	19	17	19	19	16	18	18	19	17	15	24	8
Don't know	23	20	25	35	21	20	23	25	23	23	22	22	40
Not paid	1	1	1		1	1	0	1	0	1	1	0	

Q34: What about his income? In his main occupation is he...

Universe: National population, 16 to 30 years/
Respondents whose fathers are alive (Q28) and not jobless (Q31,Q32)/ Values in percent

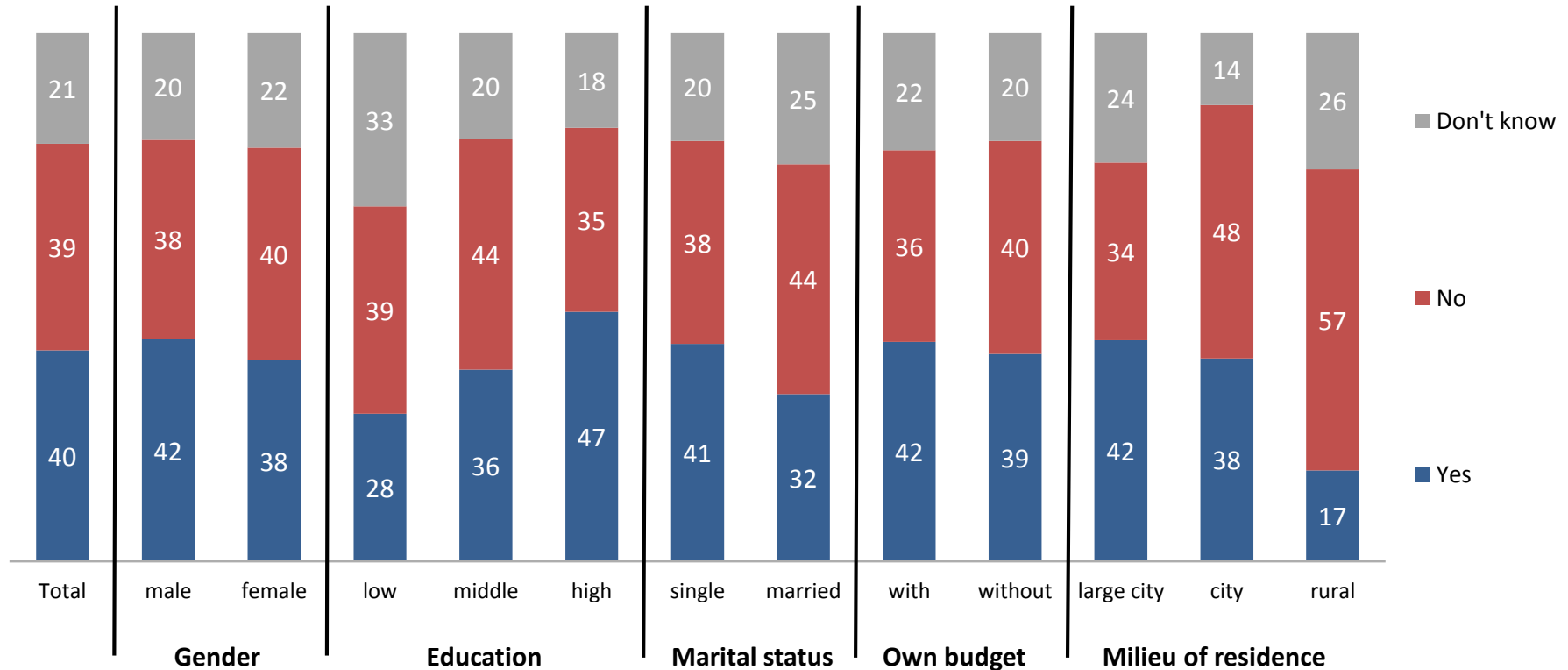
Tunisia: Father's income (in Euro)



Q35: Can you please tell me how much he earns?

Universe: National population, 16 to 30 years/
Respondents whose fathers are alive (Q28) and not jobless (Q31,Q32)/
Average values/ Attention: in part small number of cases

Tunisia: Sickness payment - Father



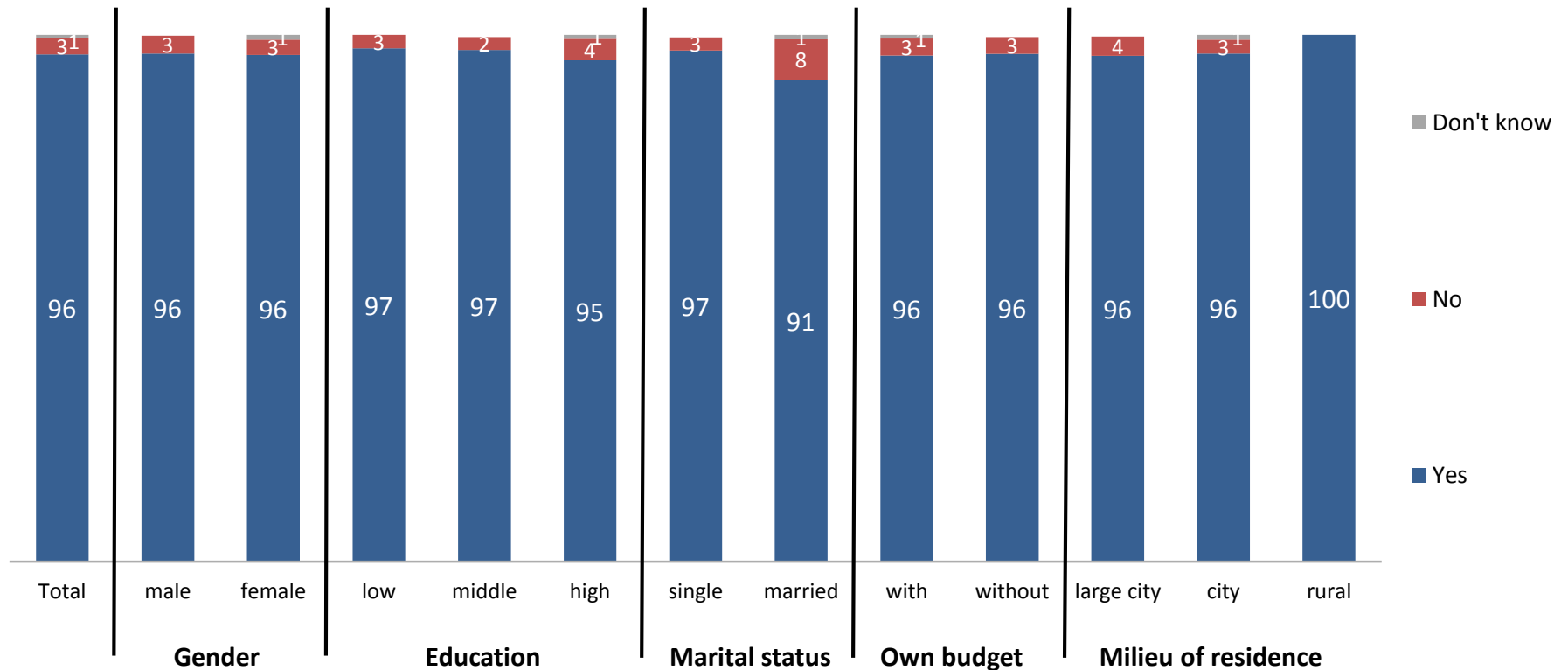
Q36: Does he receive continuous payment in case of sickness?

Universe: National population, 16 to 30 years/
Basis: Father alive (Q28) with paid job (Q32 + Q34)
Values in percent

Parents

MOTHER

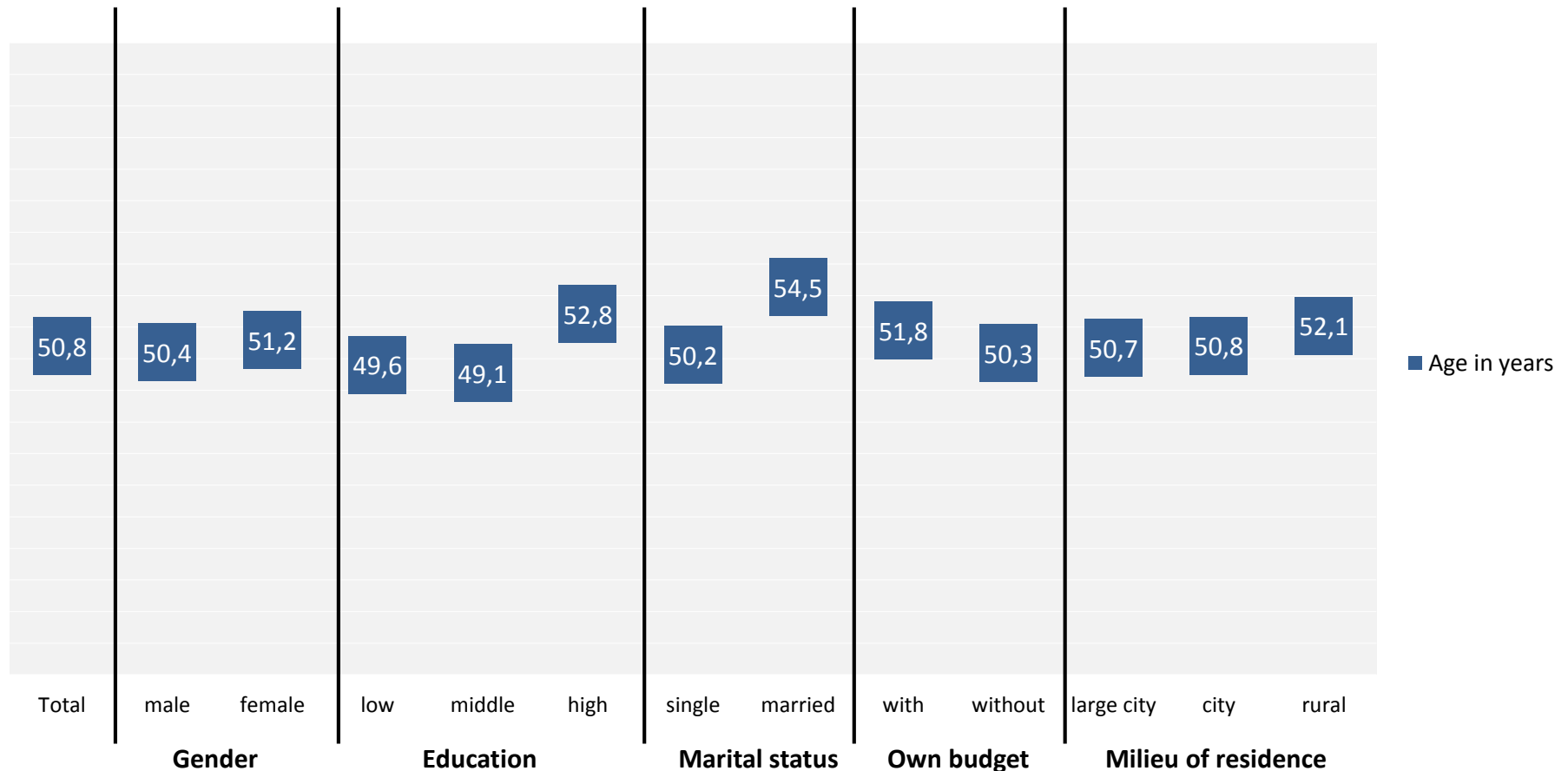
Tunisia: Mother alive



Q37: Is your mother still alive?

Universe: National population, 16 to 30 years/
Values in percent

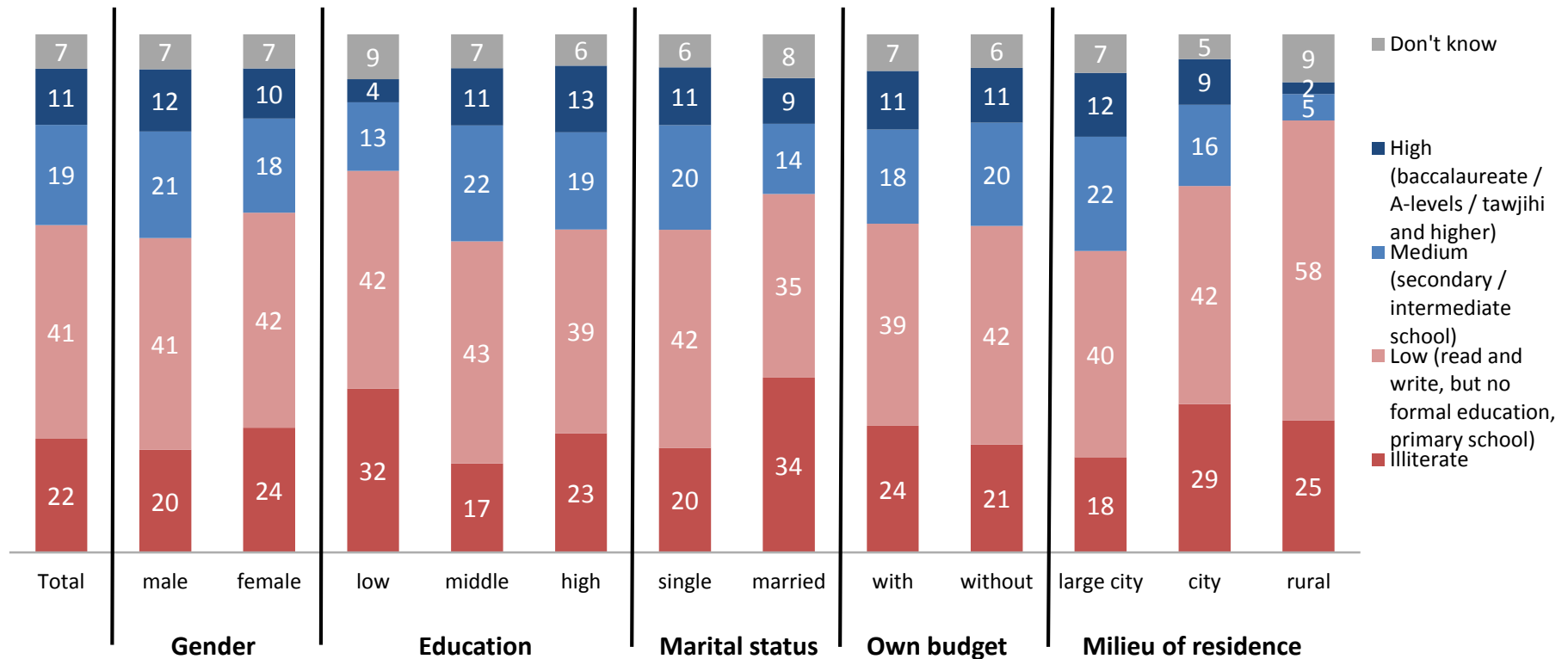
Tunisia: Mother's age



Q38: How old is your mother?

Universe: National population, 16 to 30 years/
Basis: Mother still alive (Q37)
Average values

Tunisia: Mother's highest level of education



Q39: What is / was her level of education (highest degree)?

Universe: National population, 16 to 30 years/
Values in percent

Tunisia: Mother's occupation(s)

Areas	Total	Gender		Education			Marital status		Own Budget		Settlement size		
		male	female	low	middle	high	single	married	with	without	large city	city	rural
State employee	5	6	5	3	4	7	5	6	5	5	6	5	3
Employee (with insurance)	2	2	2	2	3	1	2	1	1	2	2	1	2
Worker (no insurance, but continuous employment)	1	1	1	2	1	1	1		0	2	1	1	
Remunerated labourer as part of a family business	0	0	0		0	0	0	1	0	0	0	0	
Self employed with higher education (medical doctor, etc.)	0	0	0		0	0	0		0	0	0		
Self employed without higher education, but qualification	2	1	2	1	3	0	2	1	1	2	2	1	3
Self employed in agriculture	0	0				0	0		0				3
Self employed in service sector (continuous work, unstable inc.)	1	1	0	2	0	1	1		1	1	1	0	
Day labourer (unstable employment, unstable income)	4	3	5	9	3	3	4	5	1	5	4	3	7
Jobless / work without income	83	84	81	81	83	83	82	84	88	80	80	87	82
Retired	1	1	1		1	2	1	3	1	1	2	1	
Other	1	0	2	0	1	2	2		1	2	2	1	

Q40: What kind of different occupations/jobs did or does your mother do?
Multiple answers possible

Universe: National population, 16 to 30 years/
Values in percent

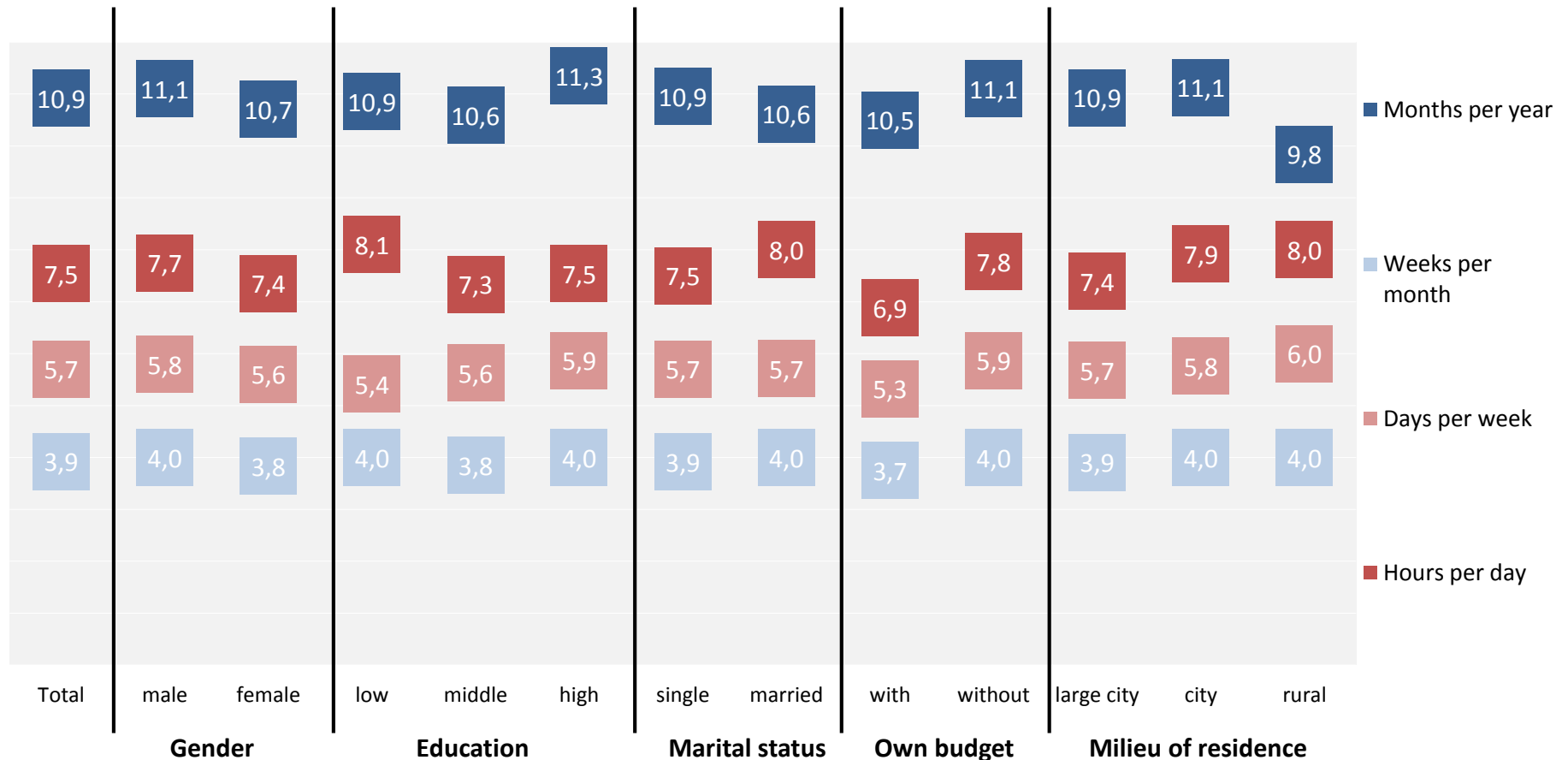
Tunisia: Mother's main occupation

Areas	Total	Gender		Education			Marital status		Own Budget		Settlement size		
		male	female	low	middle	high	single	married	with	without	large city	city	rural
State employee	5	6	5	3	4	7	5	6	5	5	6	5	3
Employee (with insurance)	2	2	2	2	2	1	2	1	1	2	2	1	2
Worker (no insurance, but continuous employment)	1	1	1	2	1	1	1		0	2	1	1	
Remunerated labourer as part of a family business	0	0	0		0	0	0	1	0	0	0	0	
Self employed with higher education (medical doctor, etc.)	0	0	0		0	0	0		0	0	0		
Self employed without higher education, but qualification	2	1	2	1	3	0	2	1	1	2	2	1	3
Self employed in agriculture	0	0				0	0		0				3
Self employed in service sector (continuous work, unstable inc.)	1	1	0	2	0	1	1		1	1	1	0	
Day labourer (unstable employment, unstable income)	4	3	5	8	3	3	4	5	1	5	4	3	7
Jobless / work without income	82	84	81	81	83	83	82	84	88	80	80	87	82
Retired	1	1	1		1	2	1	3	1	1	2	1	
Other	1	0	2	0	1	2	2		1	2	2	1	

Universe: National population, 16 to 30 years/
Values in percent

Q41: And what is/was her main occupation? (Job held the longest)

Tunisia: Mother's frequency of work



Q42: Concerning her main occupation, please tell me the....

Universe: National population, 16 to 30 years/
Basis: Respondents whose mothers are not jobless (Q40,Q41)/
Average values

Tunisia: Form of payment - Mother

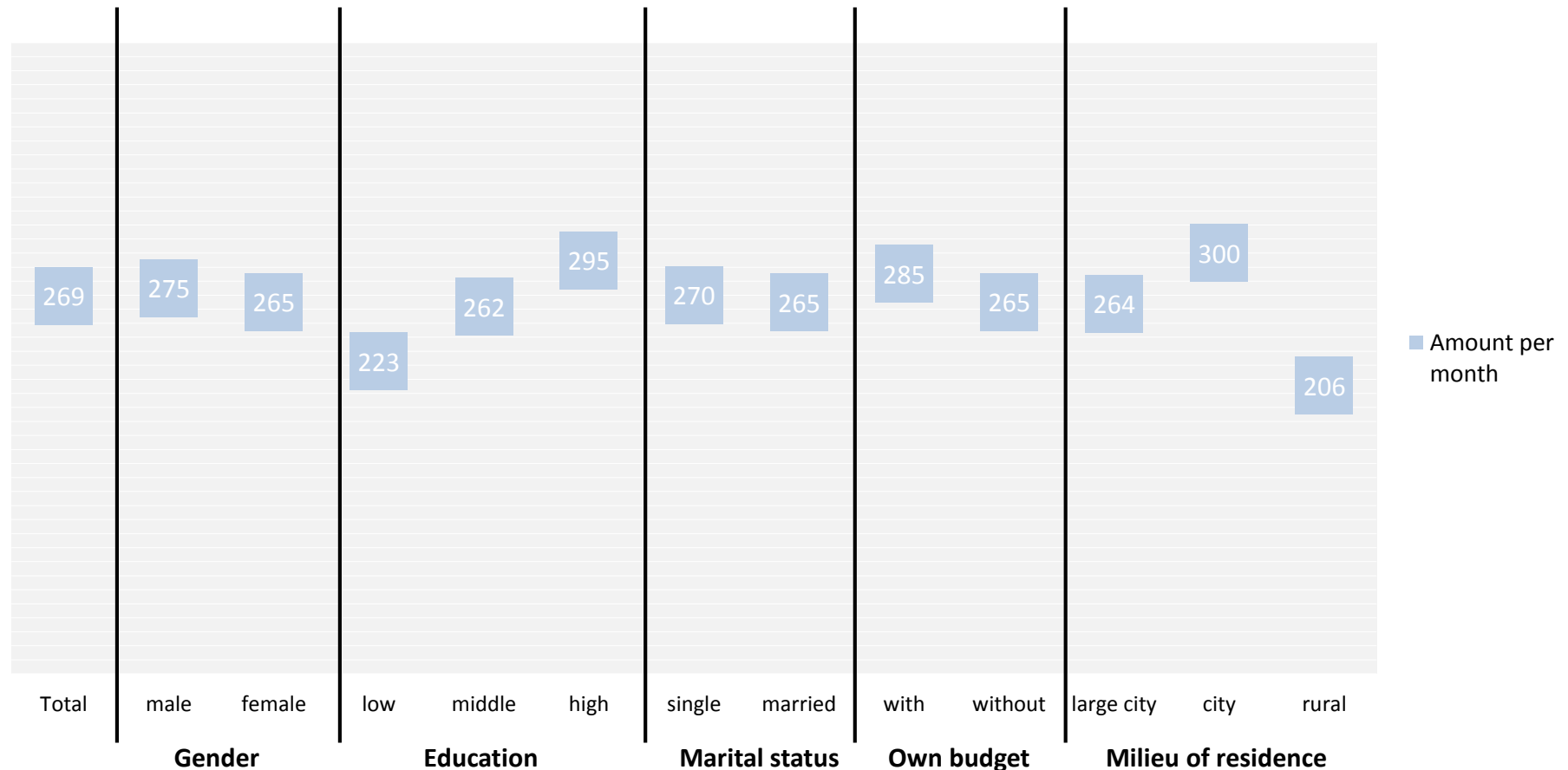
		Gender		Education			Marital status		Own budget		Milieu of residence		
	Total	male	female	low	middle	high	single	married	with	without	large city	city	rural
Paid per day	1	1	1	2	0	1	1			1	1	0	
Paid per week	0		1		0	0	0			0	0	1	
Paid every fortnight													
Paid per month	18	17	18	17	16	19	17	20	13	19	20	13	23
Paid per season													
Paid per job / task	2	3	2	1	4	1	2		1	3	2	2	4
Don't know	26	25	26	32	27	22	26	20	28	24	26	26	17
Not paid	53	55	52	48	53	56	53	59	57	52	51	58	56

Universe: National population, 16 to 30 years/

Q43: What about her income? In her main occupation is she...

Basis: Respondents whose mothers are alive (Q37) and not jobless (Q40,Q41)/ Values in percent

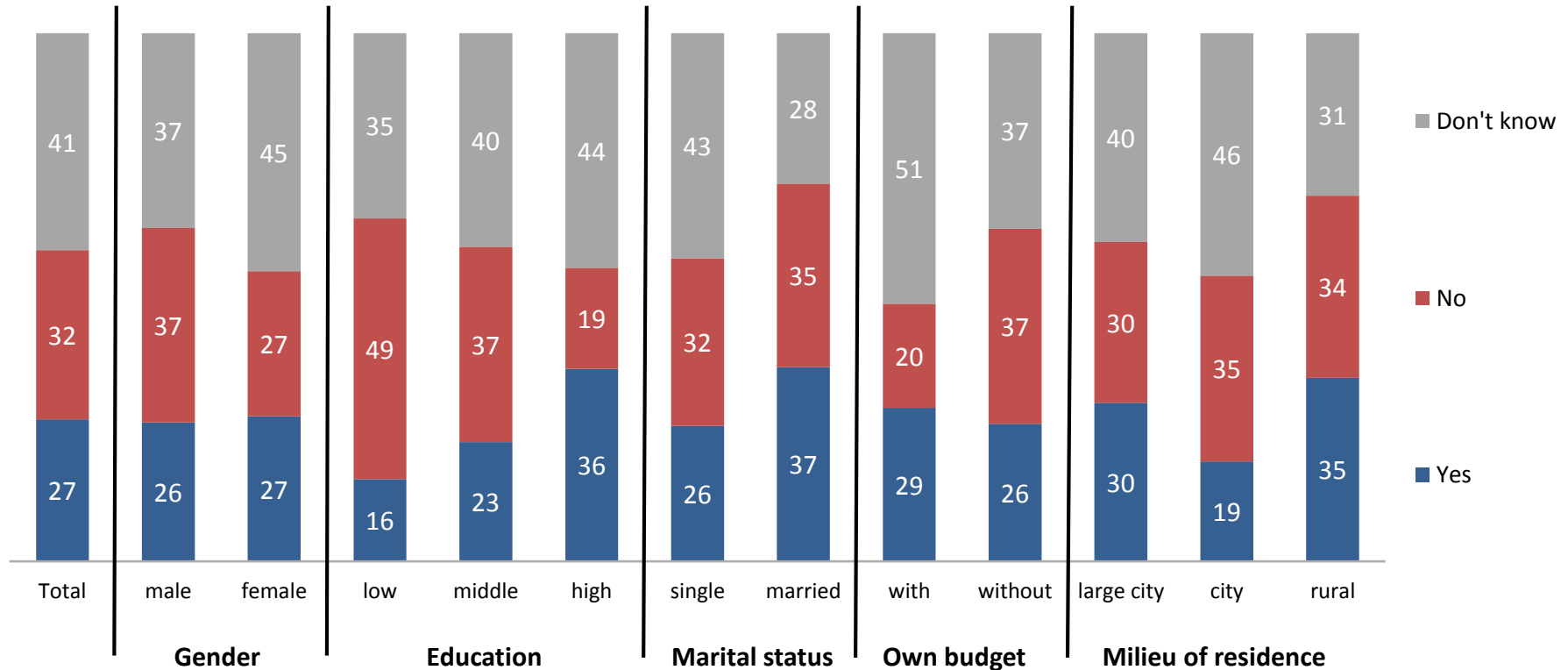
Tunisia: Mother's income (in Euro)



Q44: Can you please tell me how much she earns?

Universe: National population, 16 to 30 years/
Basis: Respondents whose mothers are alive (Q37) and not jobless (Q40,Q41)/
Average values/ Attention: in part small number of cases

Tunisia: Sickness payment – Mother

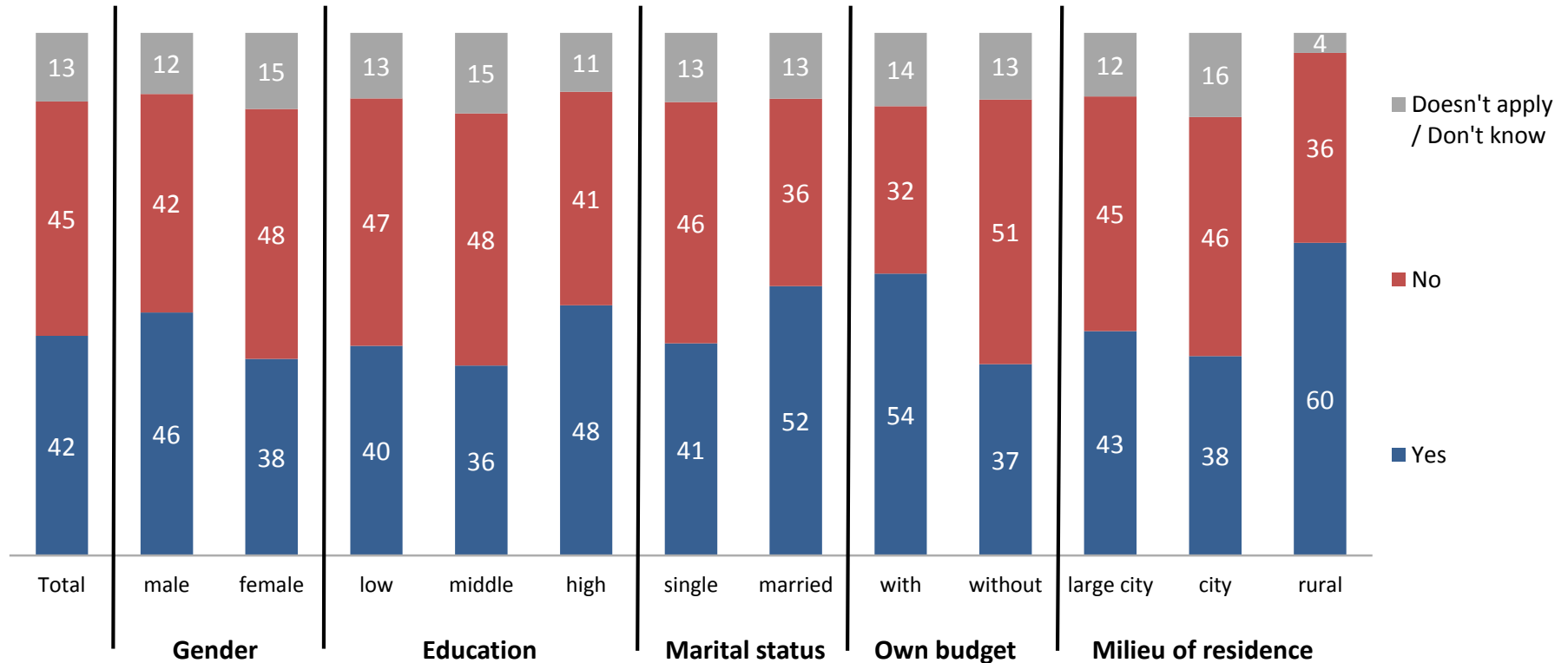


Q45: Does she receive continuous payment in case of sickness?

Universe: National population, 16 to 30 years/
Basis: Mother alive (Q37) with paid job (Q41 + Q43)
Values in percent

CLASS ASSESSMENT

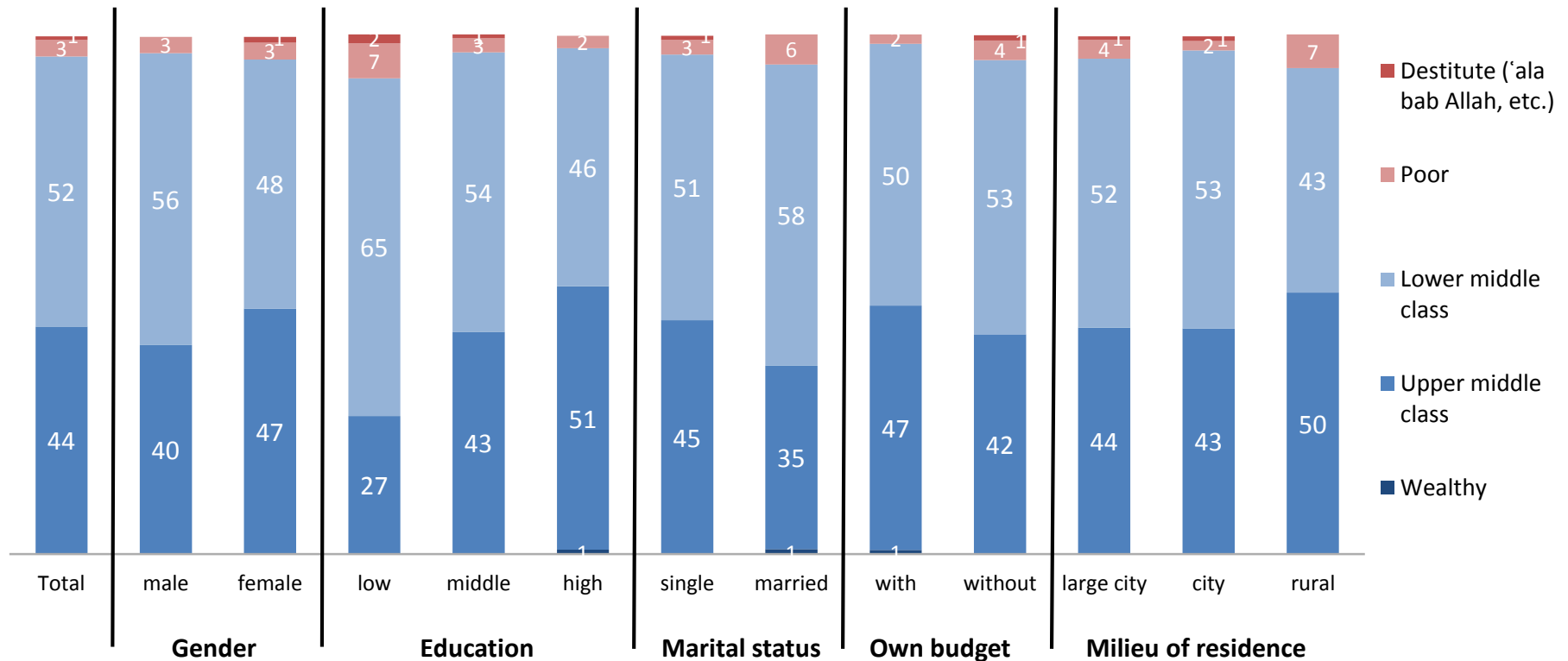
Tunisia: Part of the working class



Q46: Would you consider yourself as being part of the working class?

Universe: National population, 16 to 30 years/
Values in percent

Tunisia: Class assessment

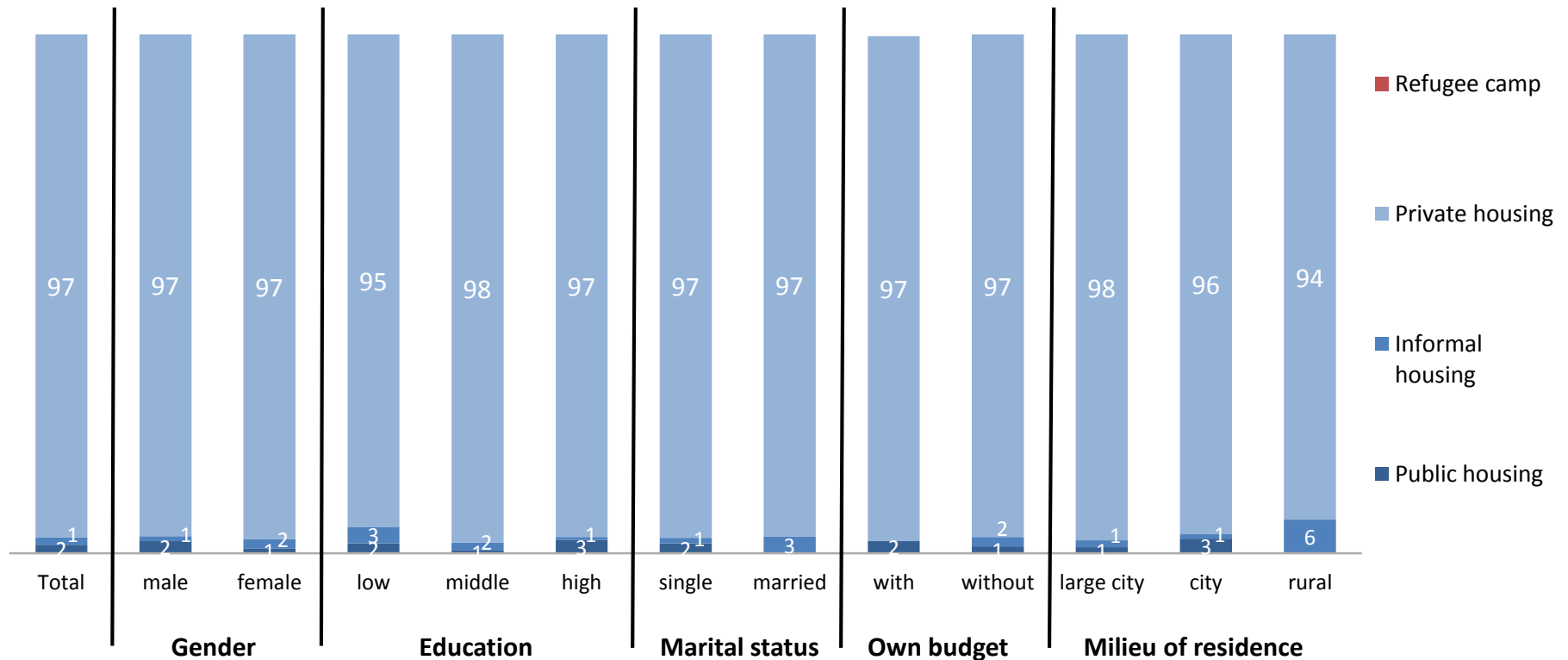


Q47: Class assessment: How would you describe your family?

Universe: National population, 16 to 30 years/
Values in percent

HOUSING

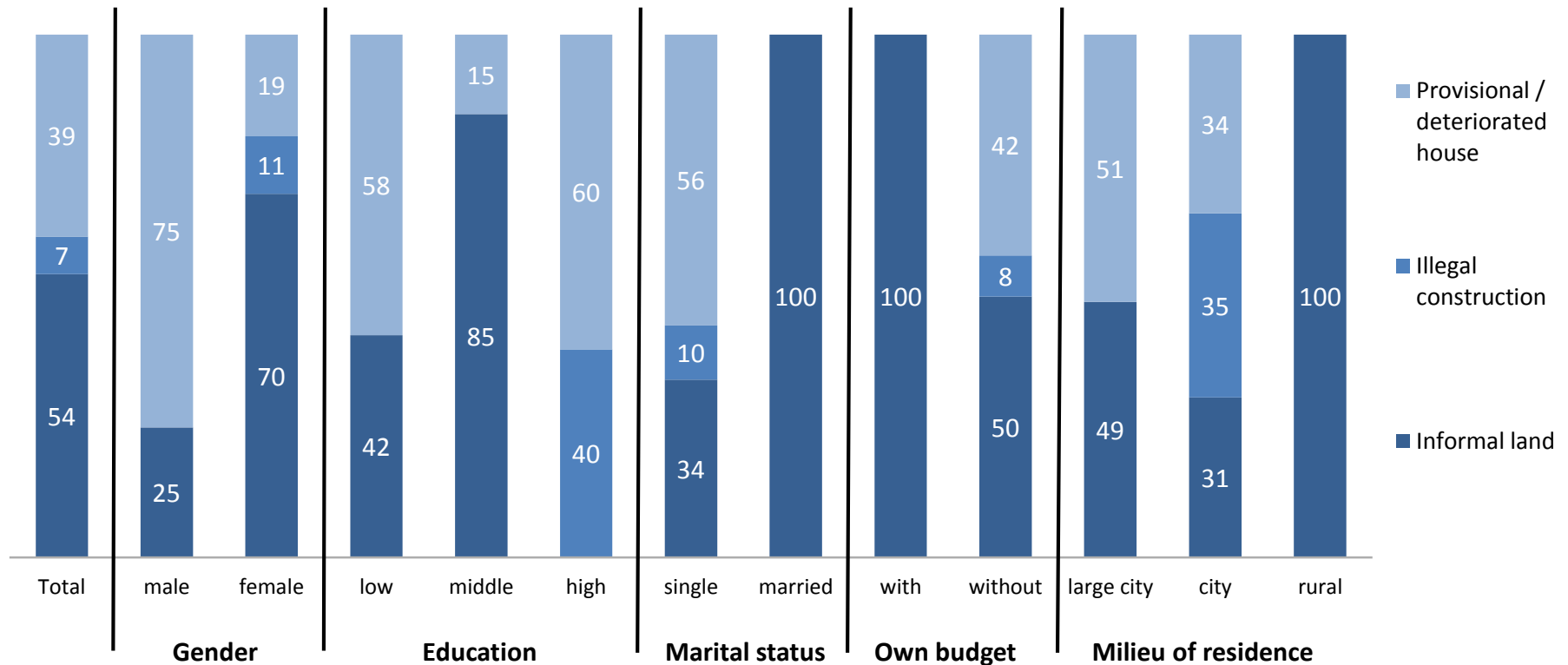
Tunisia: Neighbourhood



Q48: What kind of neighbourhood do you live in?

Universe: National population, 16 to 30 years/
Values in percent

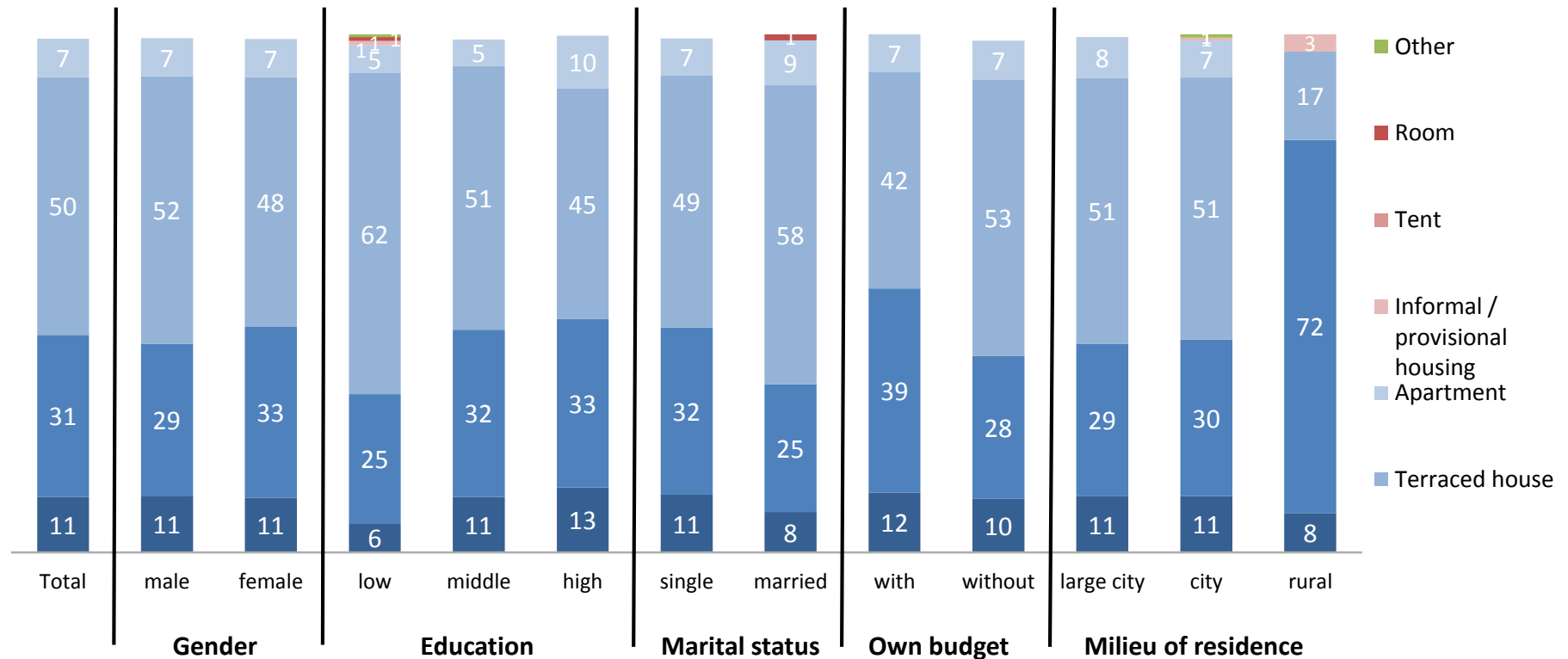
Tunisia: Informal housing type



Q49: What kind of informal housing type?
Multiple answers possible

Universe: National population, 16 to 30 years/
Basis: Respondents living in informal housing neighborhood (Q48)
Values in percent/ Attention: in part small number of cases

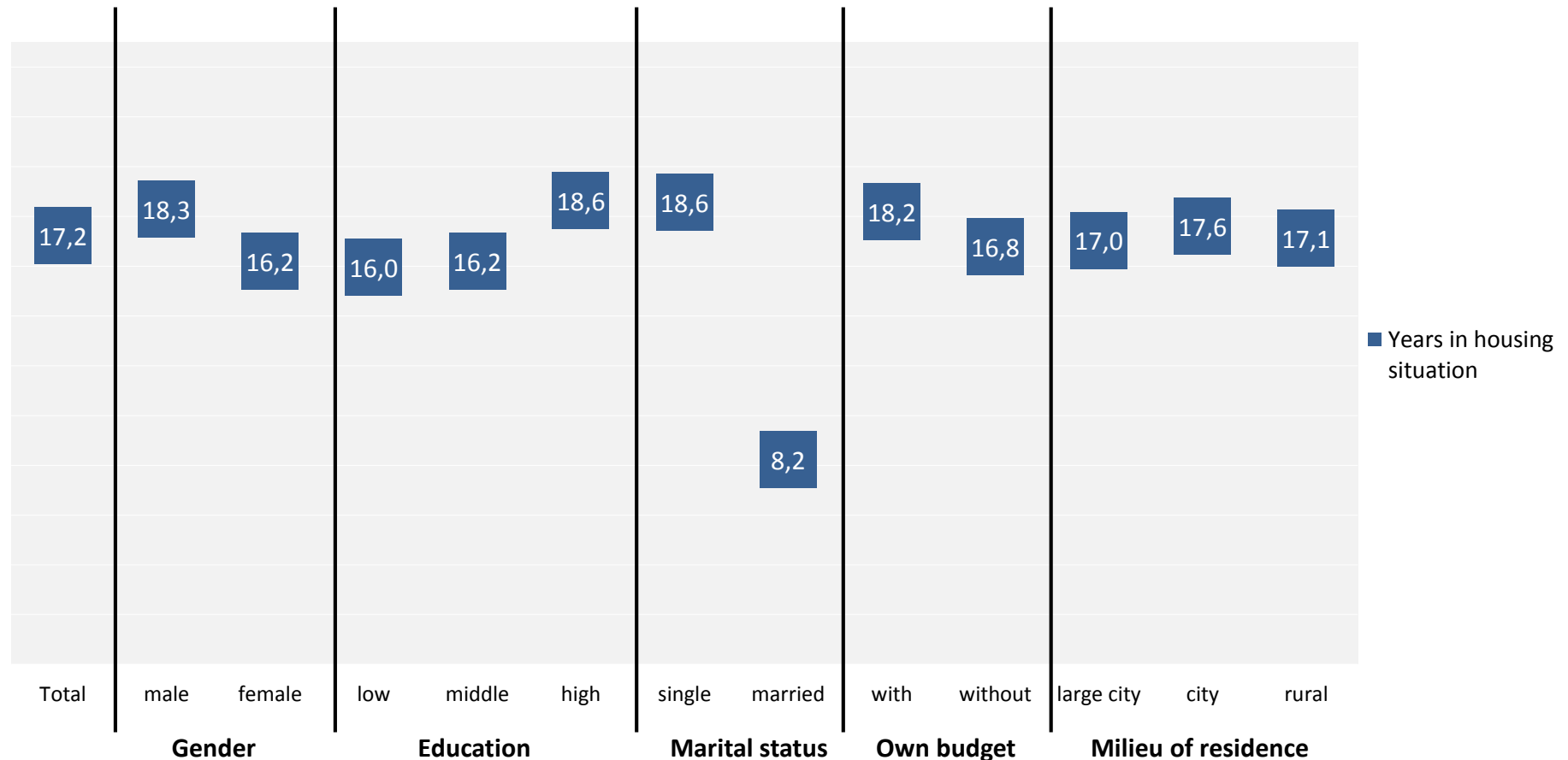
Tunisia: Type of housing / building



Q50: What kind of housing / building are you living in today?

Universe: National population, 16 to 30 years/
Values in percent

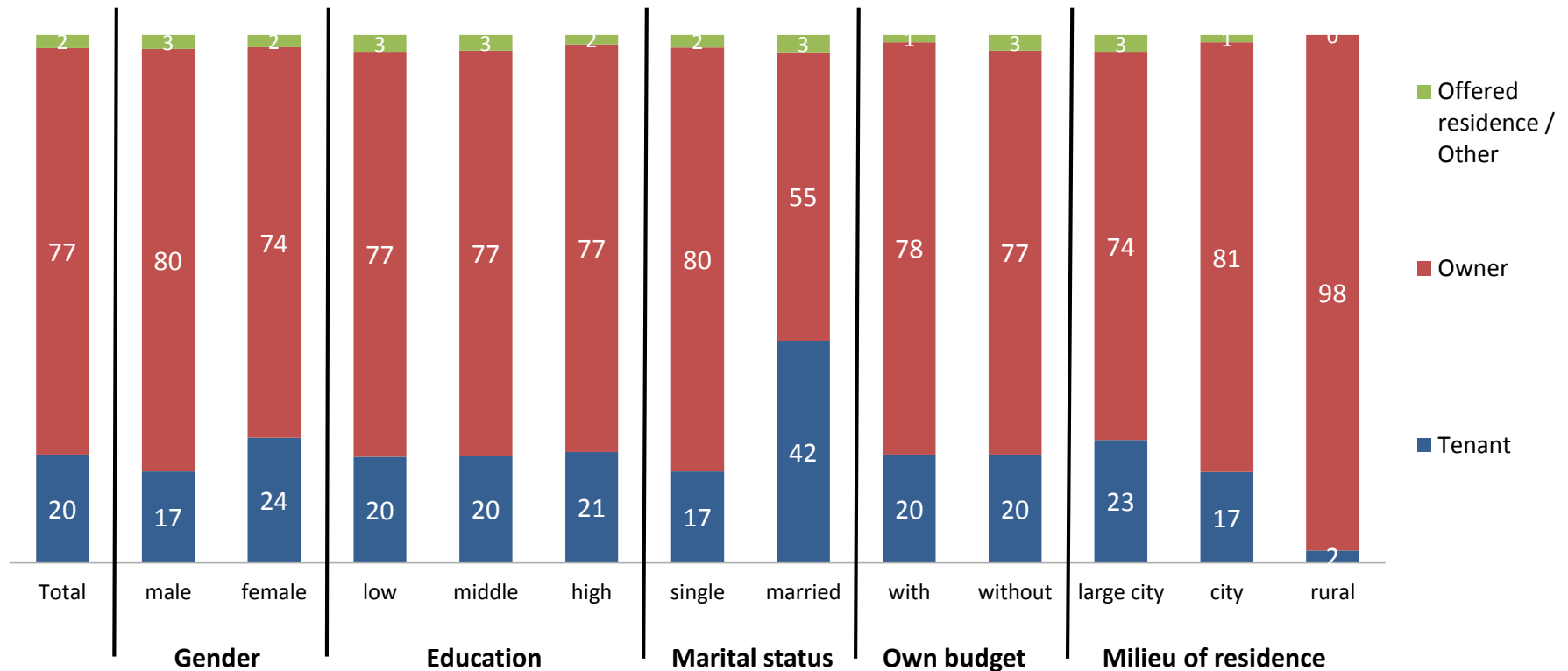
Tunisia: Years in housing situation



Q51: How many years have you personally been living in this housing situation?

Universe: National population, 16 to 30 years/
Average values

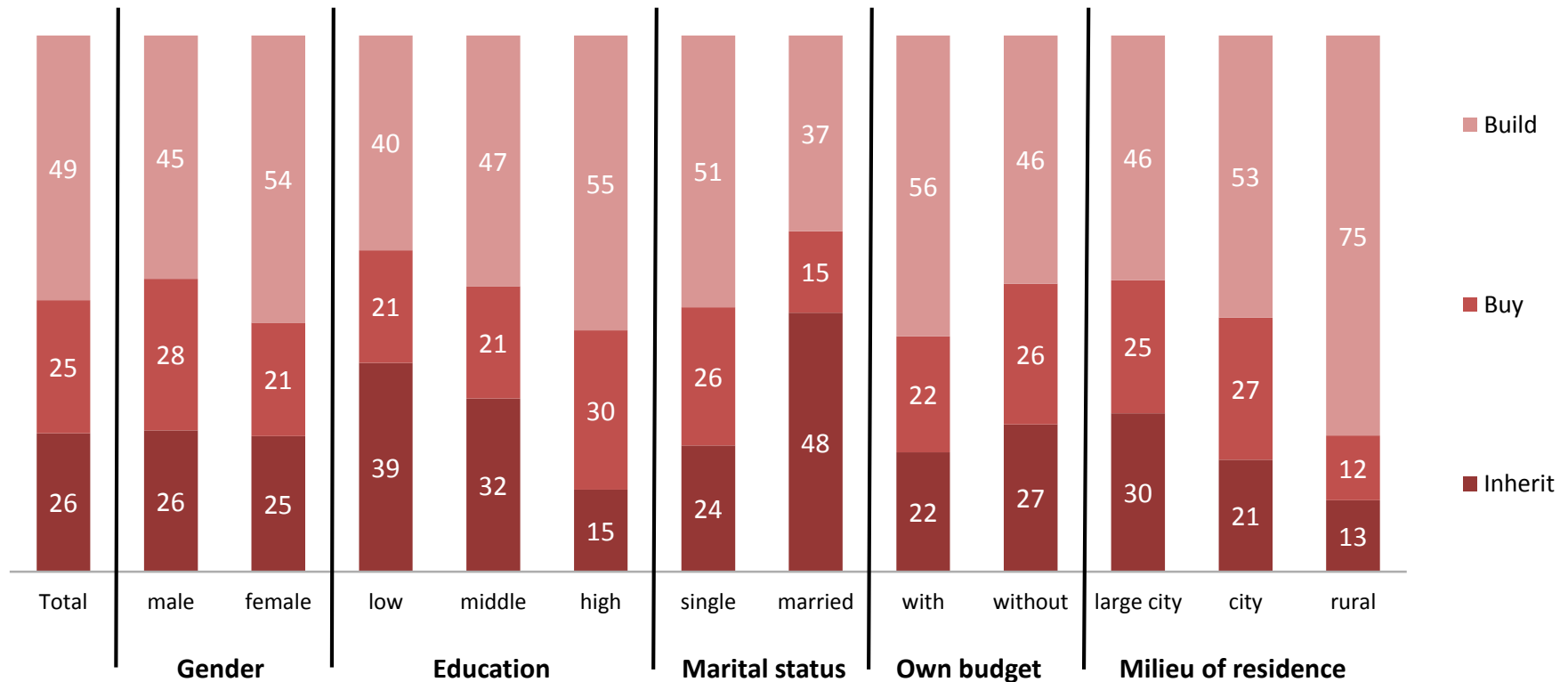
Tunisia: Tenant or owner



Q52: Are you / Is your head of household tenant or owner of the place you live in or are you living in accommodation provided free of charge by a company, institution or individual?

Universe: National population, 16 to 30 years/
Values in percent

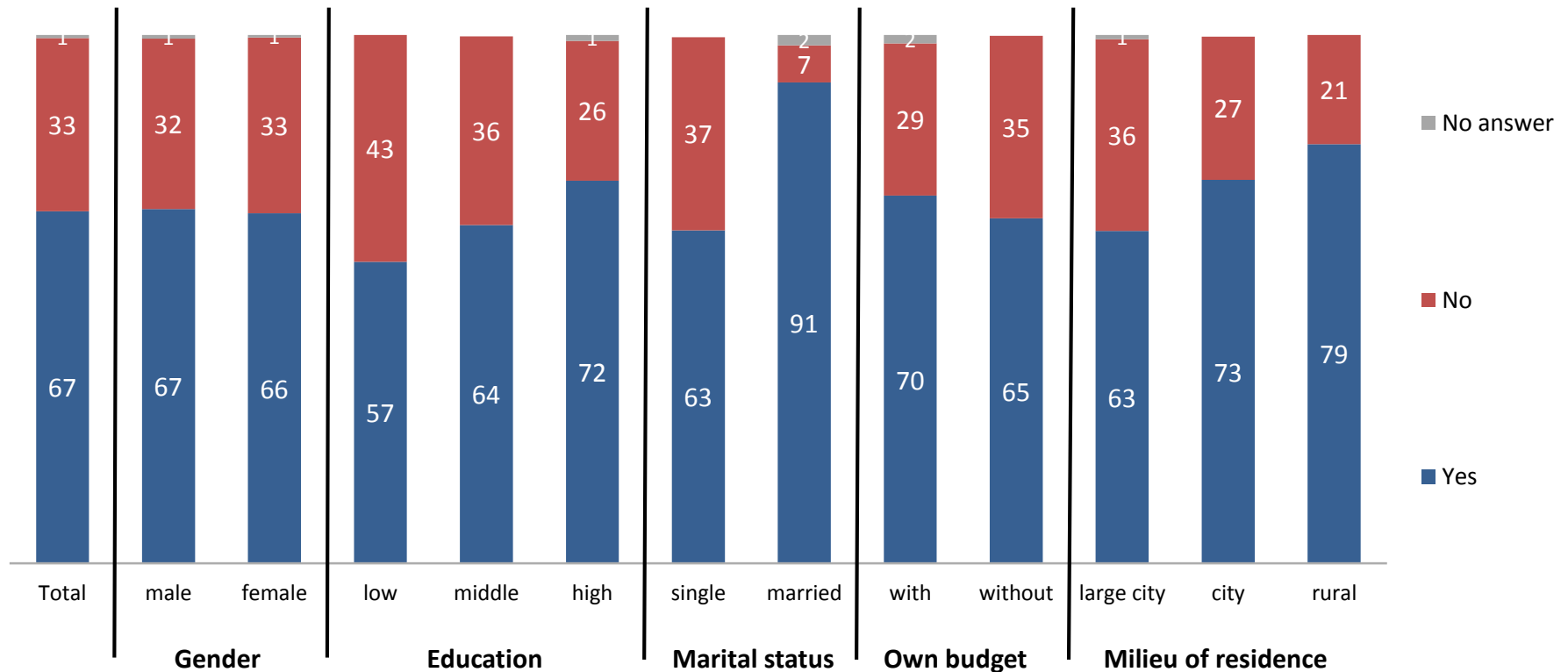
Tunisia: Own house



Q53: Did you inherit or buy the house / apartment or build the home?

Universe: National population, 16 to 30 years/
Basis: Owner of the place living in (Q52) /
Values in percent

Tunisia: Own room



Q54: Do you have a room for yourself?

Universe: National population, 16 to 30 years/
Values in percent

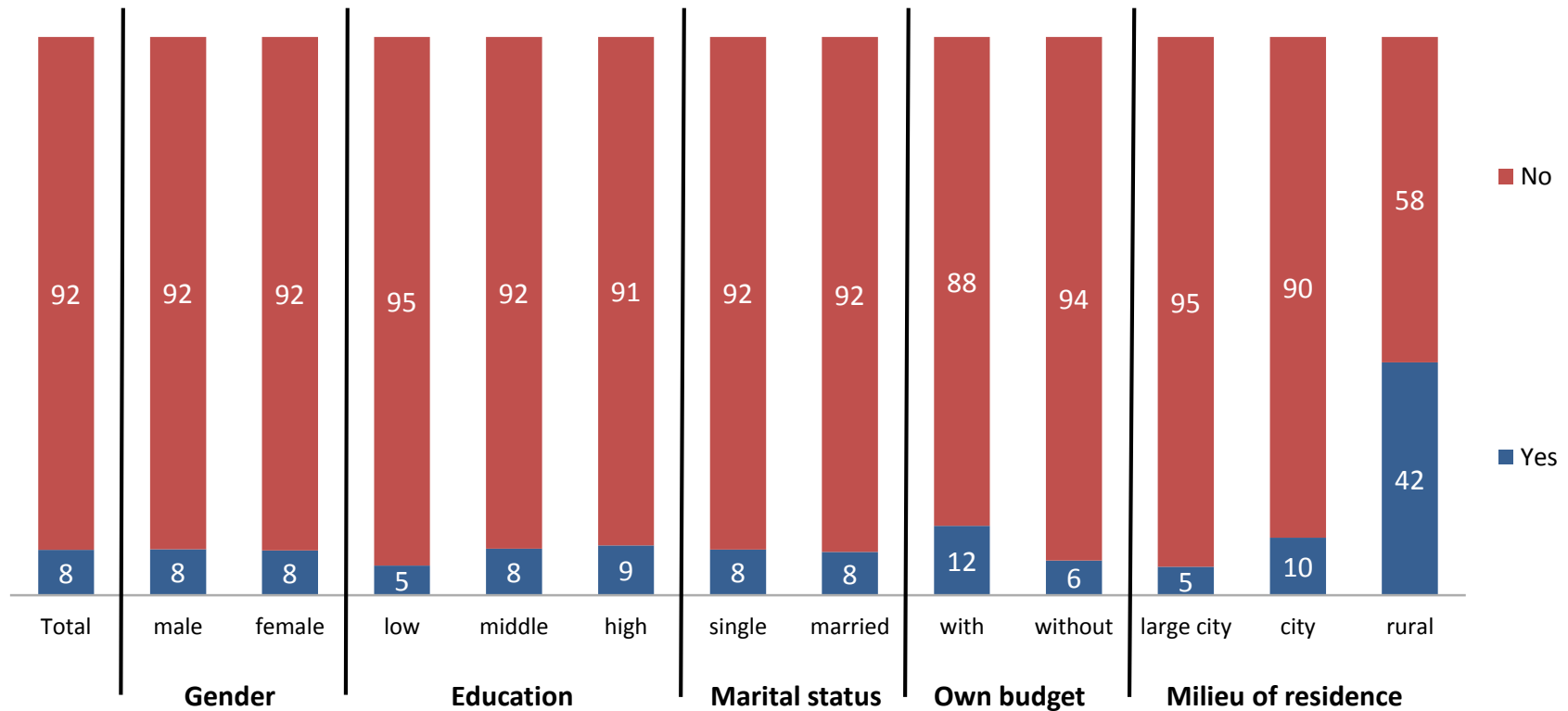
Tunisia: Items available in household

	Gender			Education			Marital status		Own budget		Milieu of residence		
	Total	male	female	low	middle	high	single	married	with	without	large city	city	rural
Tap water	99	98	99	99	99	98	99	99	99	99	100	99	86
Electricity	99	100	99	99	99	99	99	100	99	99	99	99	100
WC	99	99	99	100	99	99	99	99	99	100	99	99	100
Separate kitchen	99	100	99	100	99	100	99	100	99	100	100	99	100
Stove	91	91	91	92	91	91	91	91	93	90	93	89	88
Television	99	100	99	100	100	99	99	100	100	99	99	99	100
Satellite antenna	98	99	98	98	98	98	98	98	99	98	98	97	100
Refrigerator	98	99	98	99	99	98	98	98	99	98	99	97	96
Computer / laptop / tablet	65	69	61	44	60	77	67	52	71	62	68	61	57
Internet access	48	51	46	28	42	61	51	34	58	44	49	50	23
Air conditioning	43	42	43	26	43	48	43	40	51	39	46	37	33
Moped, motorcycle	22	27	17	22	24	21	23	13	31	18	21	23	26
Car / pick-up / lorry / etc.	30	31	30	20	29	35	31	28	42	25	30	31	33

Q55: Which of the following items do you have available in your household?
Multiple answers possible

Universe: National population, 16 to 30 years/
Values in percent

Tunisia: Livestock owned



Q56: Does your household own livestock?

Universe: National population, 16 to 30 years/
Values in percent

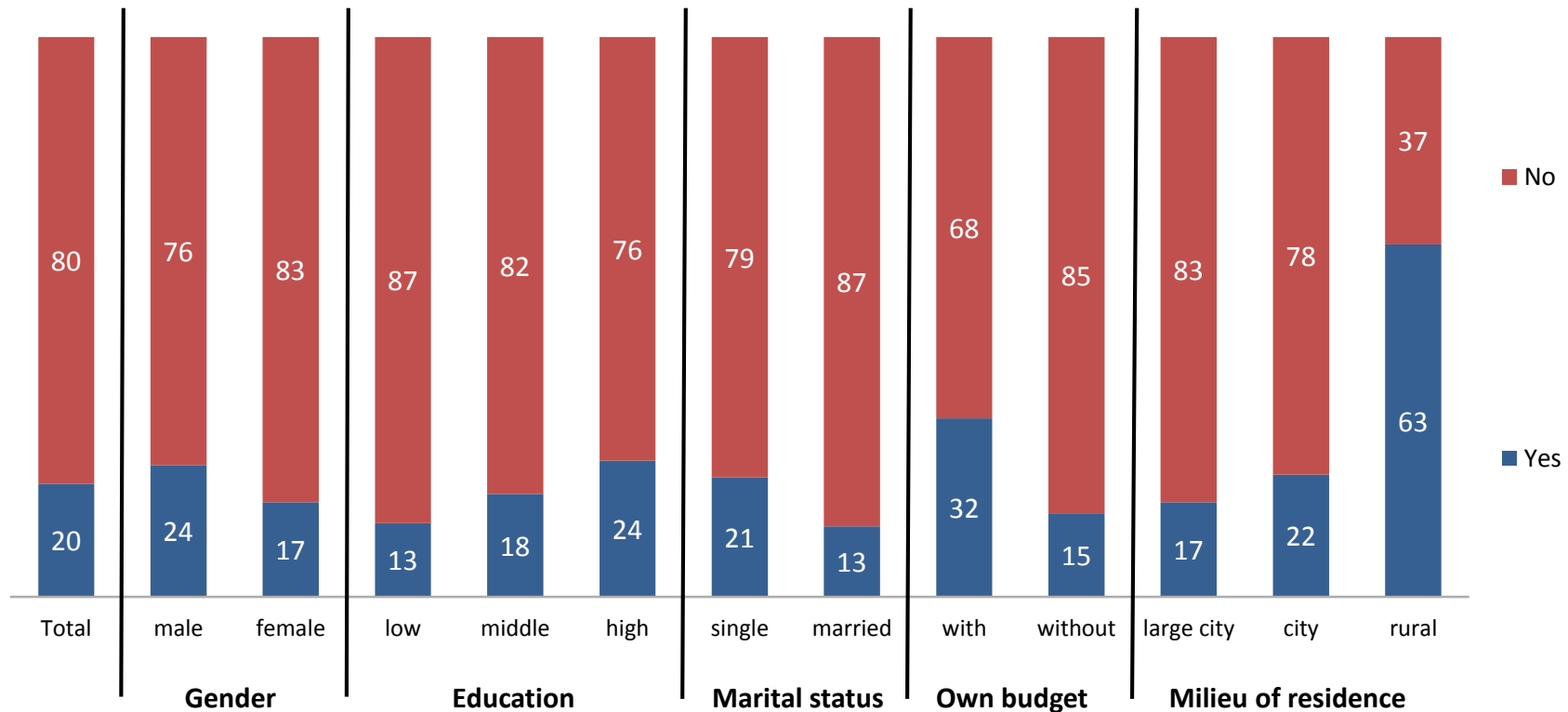
Tunisia: Number of animals owned

		Gender		Education			Marital status		Own budget		Milieu of residence		
	Total	male	female	low	middle	high	single	married	with	without	large city	city	rural
Sheep	22,6	11,1	34,3	11,3	11,8	34,3	24,4	10,1	12,5	31,8	10,3	38,7	14,1
Goats	2,3	2,0	2,7	2,6	1,8	2,7	2,2	3,1	2,8	1,8	1,7	2,5	3,1
Chicken	7,6	6,9	8,3	5,7	12,8	3,6	8,0	5,2	8,3	7,0	10,9	5,2	5,8
Cows	14,1	2,6	25,7		0,9	28,4	16,1		2,9	24,3	3,4	31,1	
Horses	0,1	0,1	0,0	0,4		0,0	0,0	0,1	0,0	0,1	0,1		0,2
Donkeys	0,1	0,1	0,2	0,2	0,1	0,2	0,2		0,2	0,1	0,2	0,0	0,3
Mules	0,0	0,0	0,0		0,0		0,0			0,0	0,0	0,0	
Dromedaries, camels	0,0		0,1	0,1		0,0	0,0	0,1		0,1		0,0	0,1
Water buffalos													
Rabbits	0,2	0,3	0,1	1,0	0,2	0,1	0,3		0,4	0,1	0,0	0,5	
Pigeons	1,4	2,7	0,1		2,8	0,5	1,6		0,6	2,1	0,4	3,0	
Other	0,3	0,6	0,0		0,0	0,6	0,4		0,6	0,0	0,8		

Q57: Can you please tell me how many animals you own?

Universe: National population, 16 to 30 years/
Basis: Respondents owning livestock (Q56)/Number on average

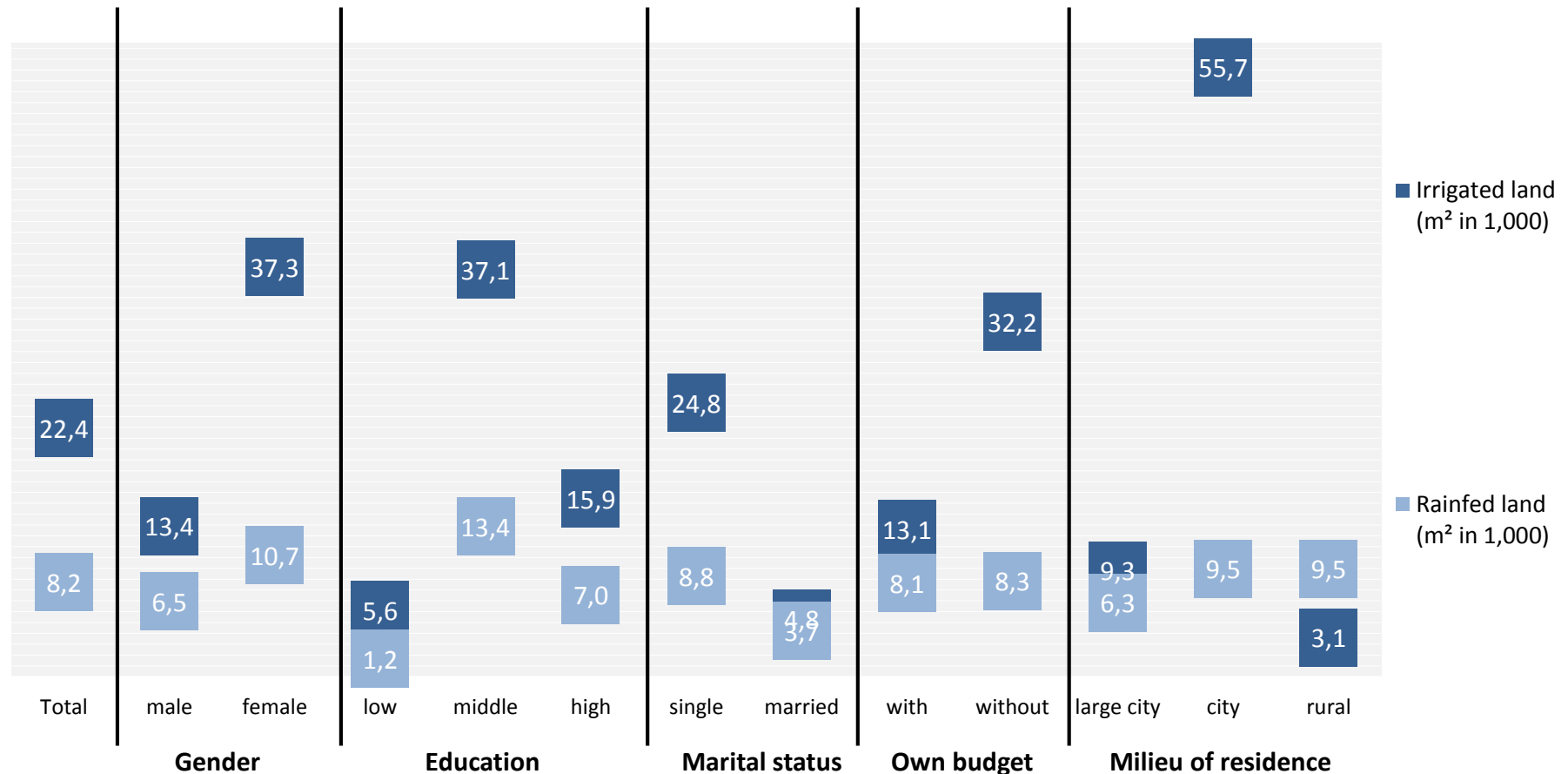
Tunisia: Agricultural land owned



Q58: Does your household own agricultural land?

Universe: National population, 16 to 30 years/
Values in percent

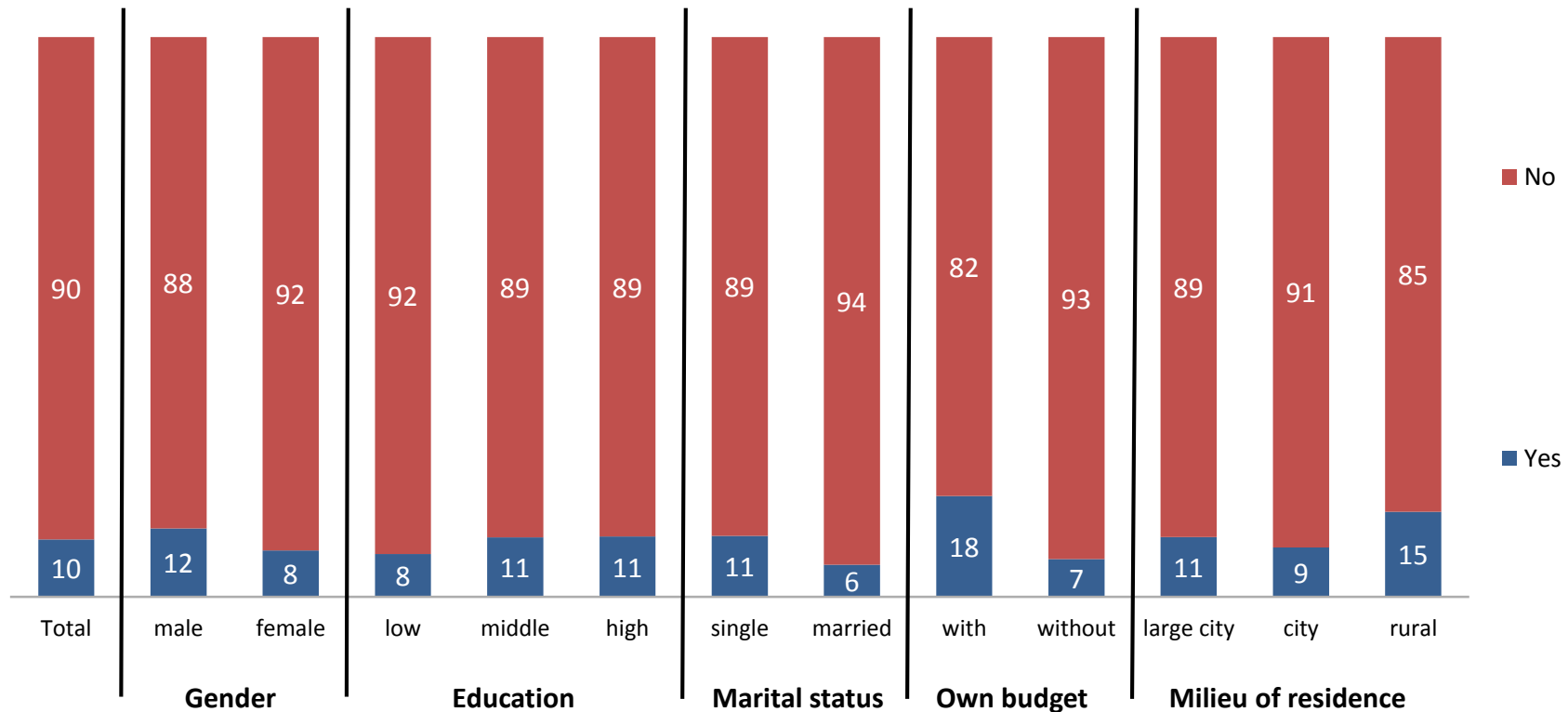
Tunisia: Size of agricultural land owned



Q59: Can you please tell me how much agricultural land you own?

Universe: National population, 16 to 30 years/
Basis: Respondents that own agricultural land (Q58)
Values in percent/ Attention: in part small number of cases

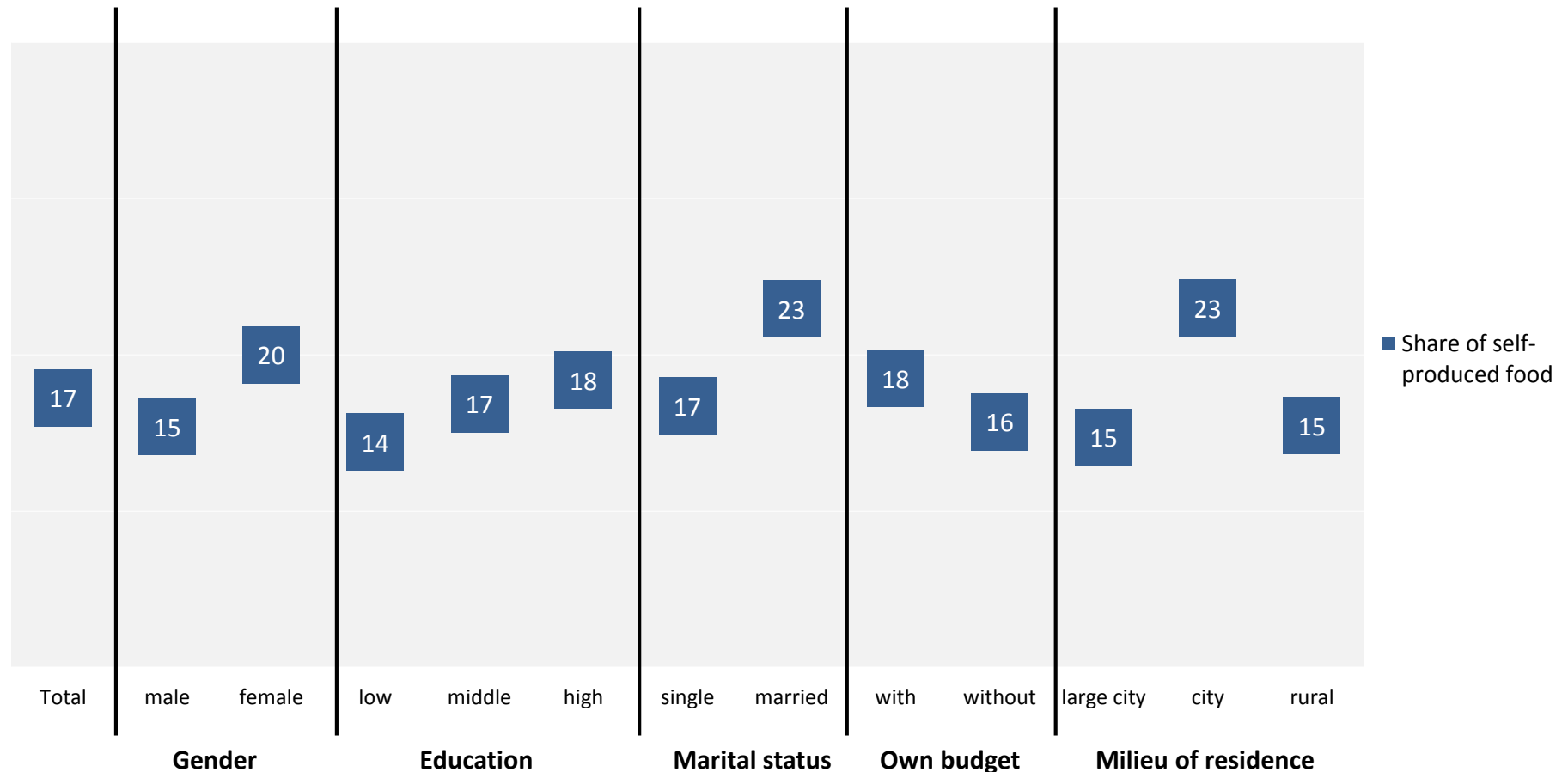
Tunisia: Producing food for own consumption



Q60: Does your household currently produce food for its own consumption?

Universe: National population, 16 to 30 years/
Values in percent

Tunisia: Self-produced food for consumption

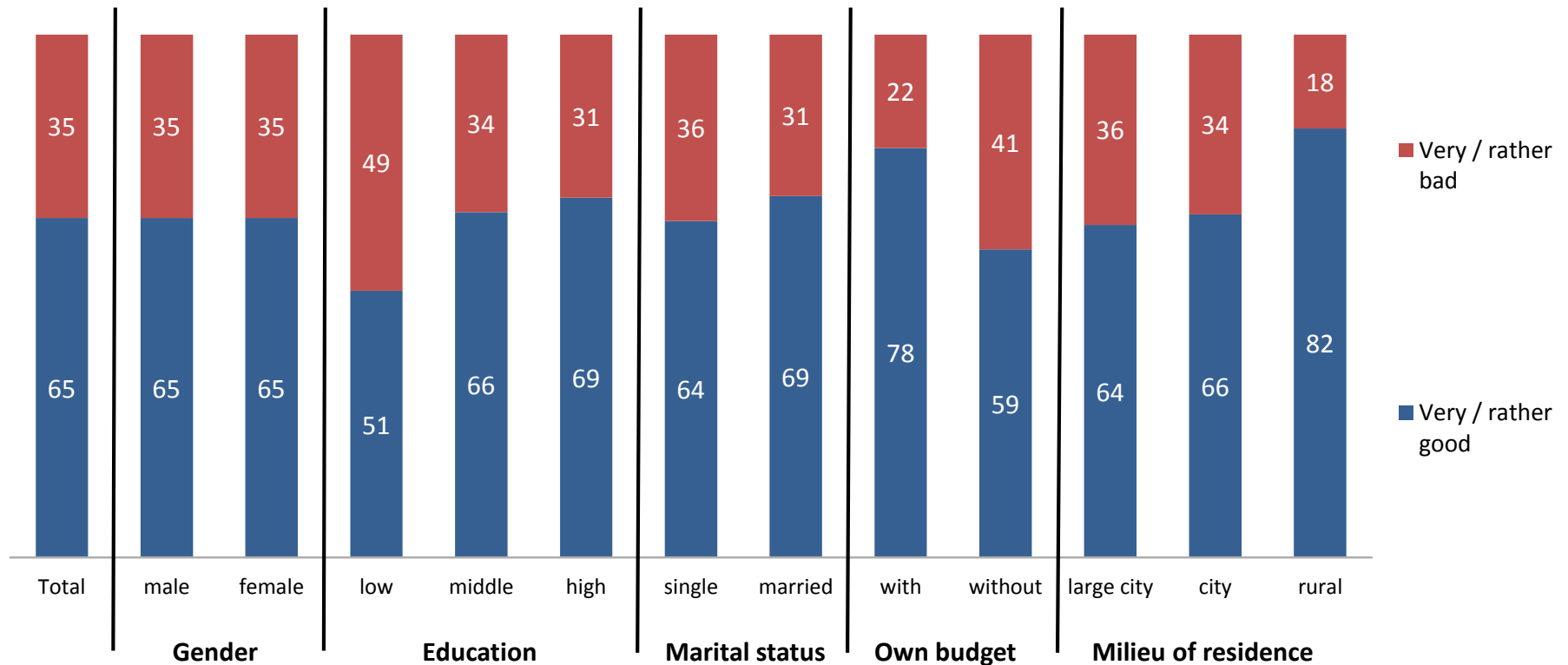


Q61: How large is its share, if you consider the total food expenditure?
Please give a rough estimate.

Universe: National population, 16 to 30 years/
Respondents living in household that produces own food (Q60)/
Values in percent

ECONOMY

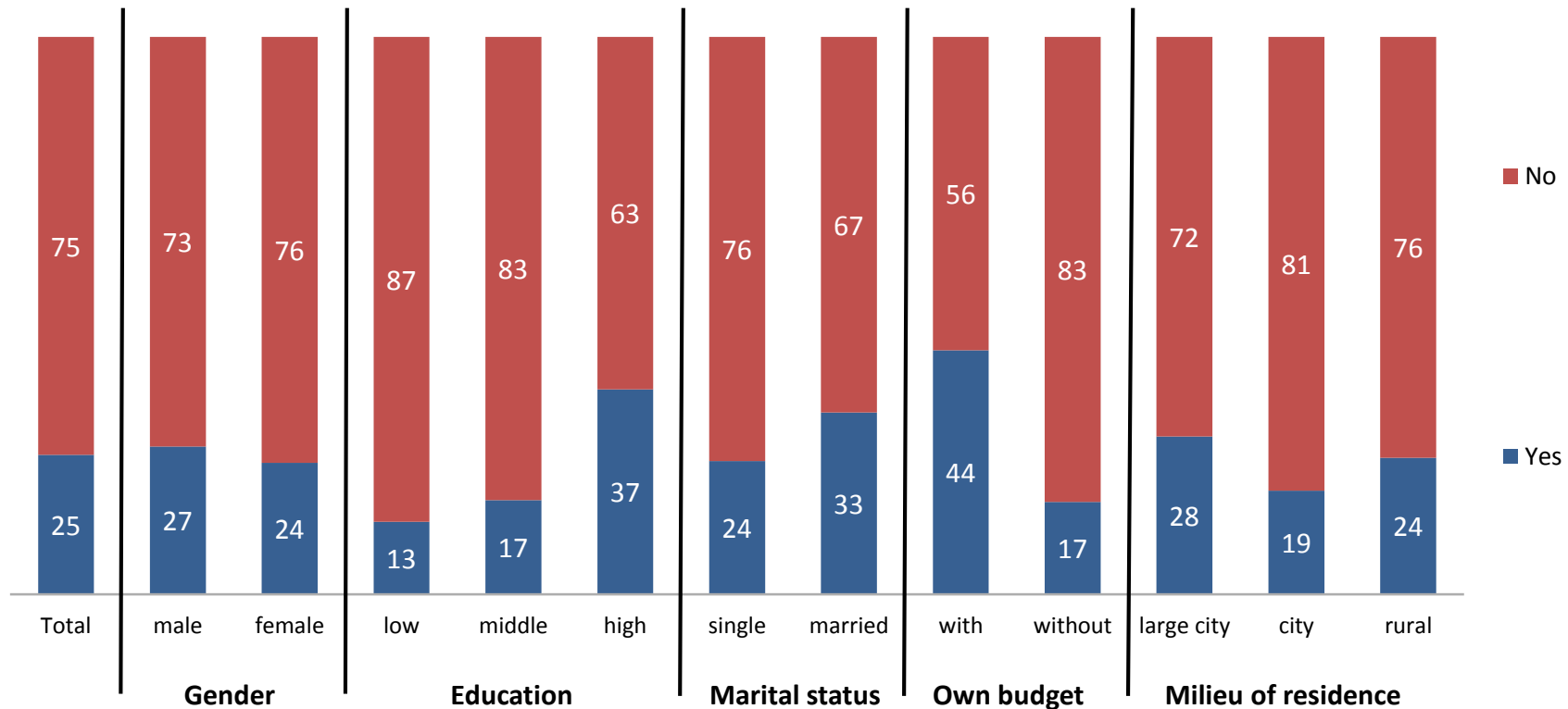
Tunisia: Personal economic situation today



Q62: How would you assess your personal economic situation today?

Universe: National population, 16 to 30 years/
Values in percent

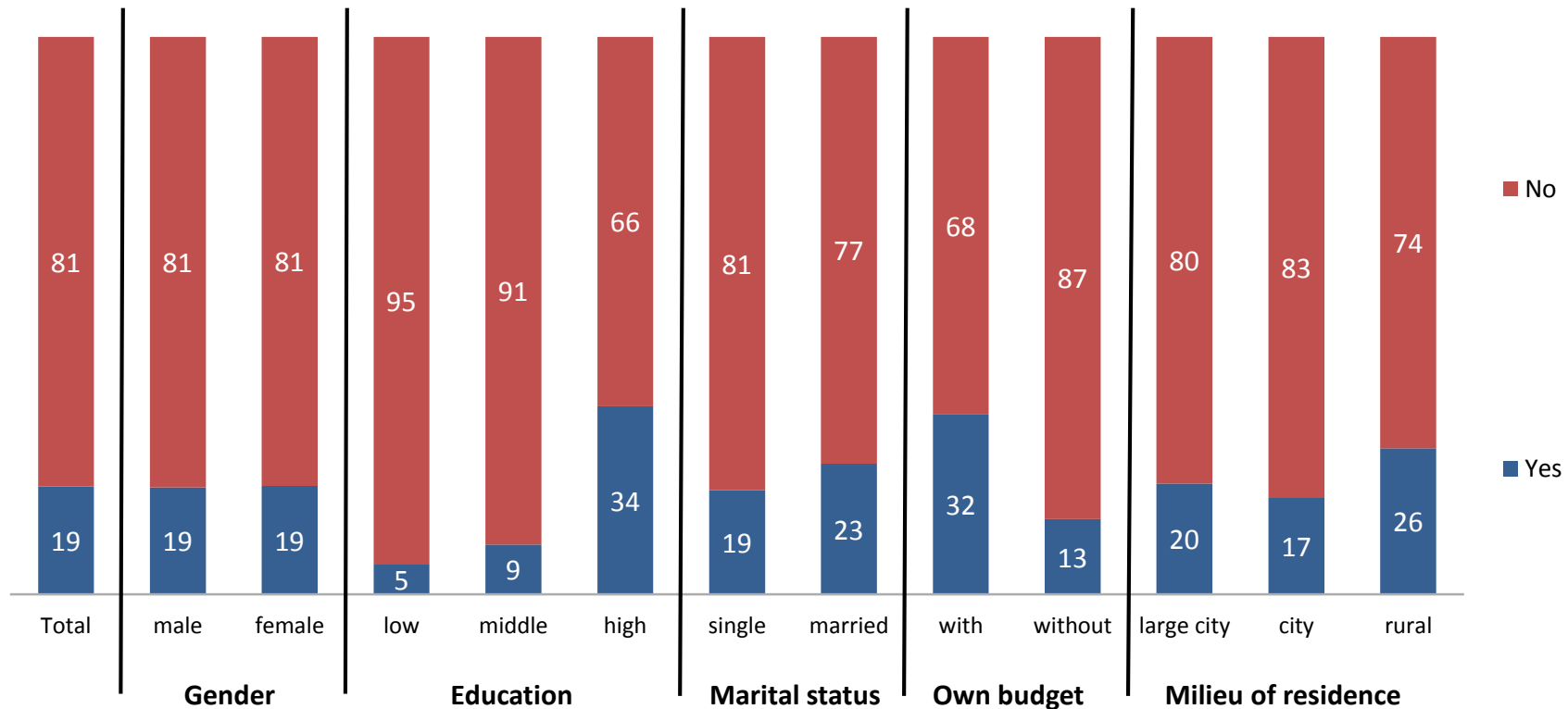
Tunisia: Own private bank or postal account



Q63: Do you possess a private bank or postal account?

Universe: National population, 16 to 30 years/
Values in percent

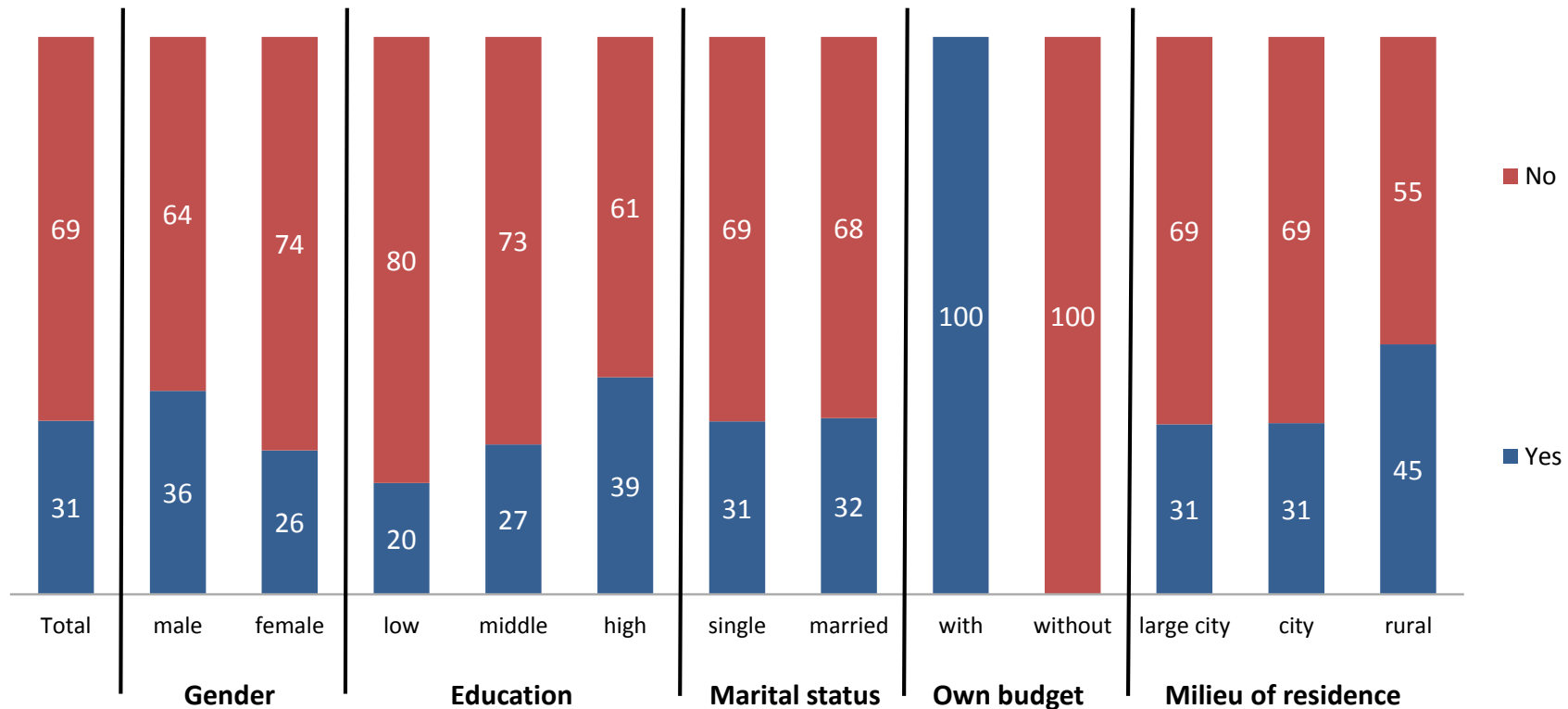
Tunisia: Own credit card



Q64: Do you possess a private credit card?

Universe: National population, 16 to 30 years/
Values in percent

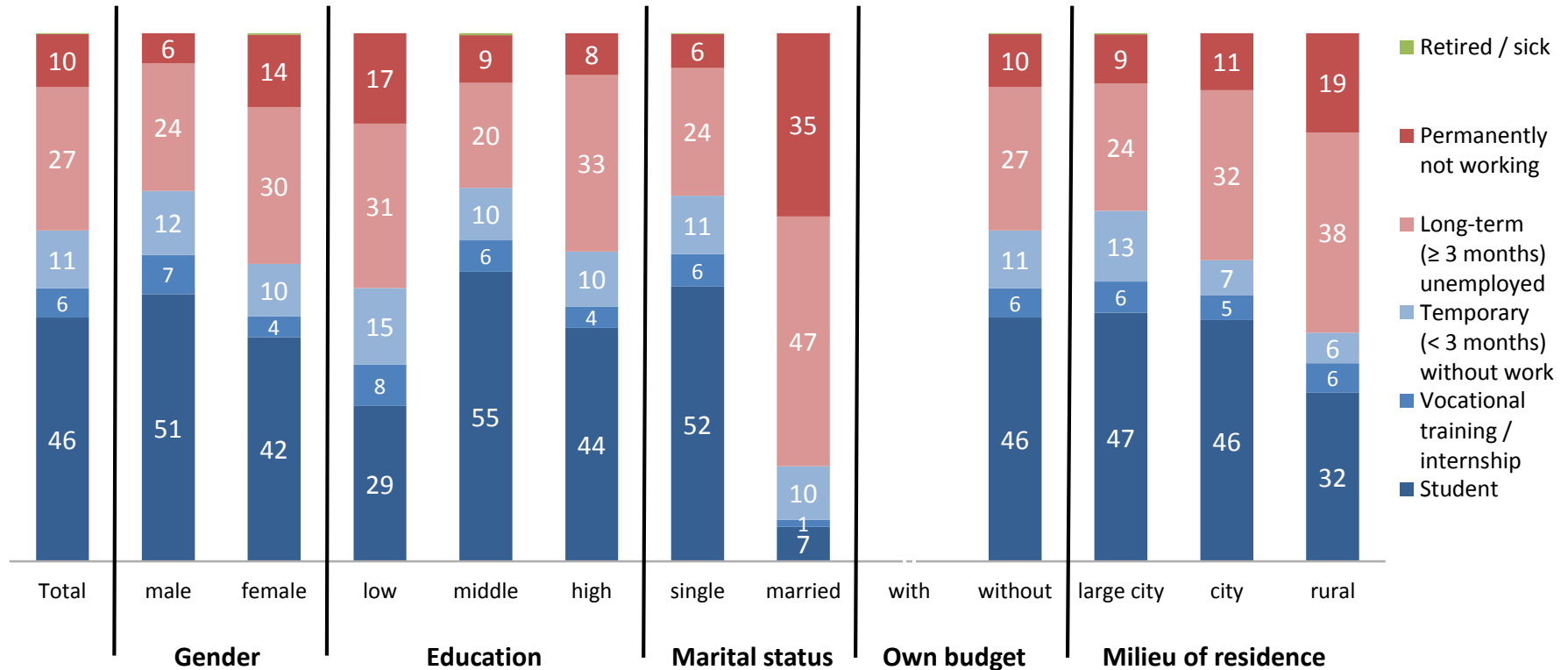
Tunisia: Availability of money



Q65: Do you personally have some money available, either from working, from your family or from other sources?

Universe: National population, 16 to 30 years/
Values in percent

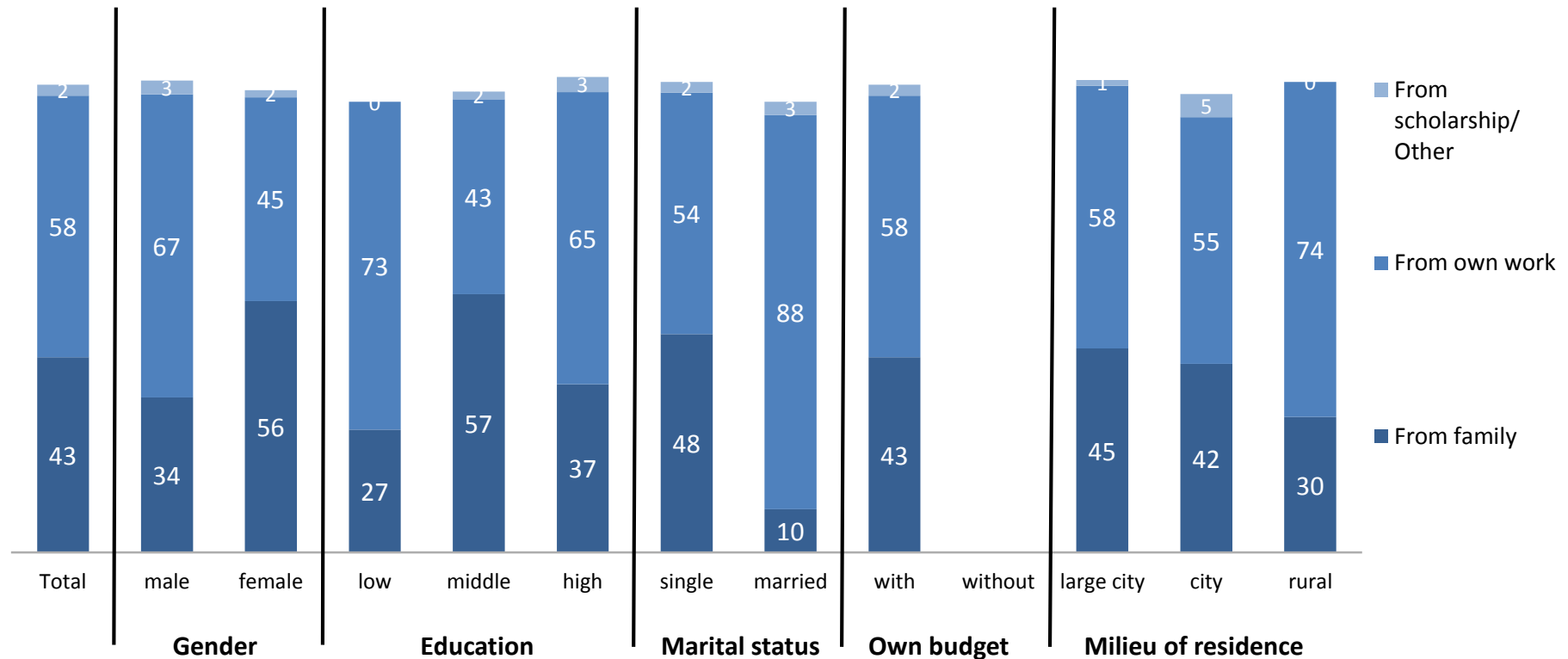
Tunisia: No money at disposal – current situation



Q66: If you do not have any money at your disposal, can you please indicate your situation?

Universe: National population, 16 to 30 years/
Basis: Respondents with no money available (Q65)/
Values in percent

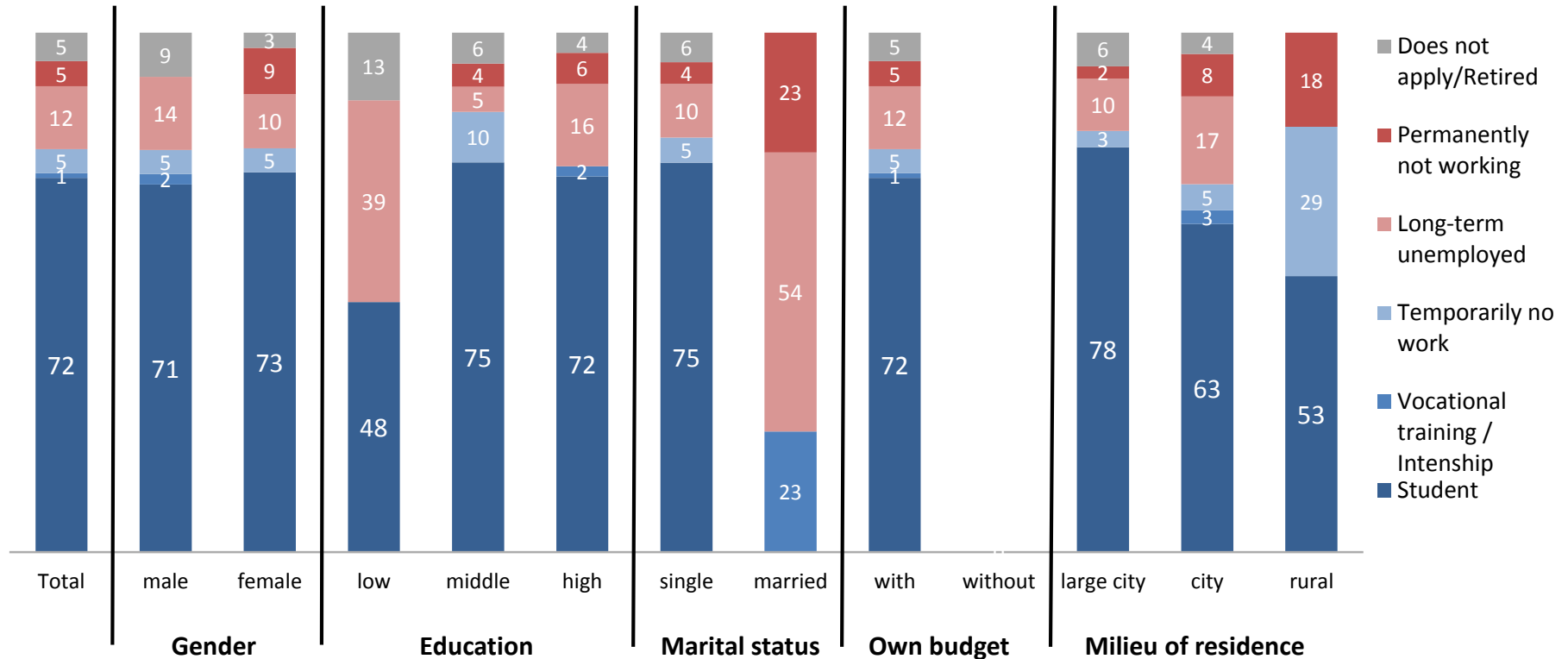
Tunisia: Sources of budget



Q67: What are the different sources of your budget?
Multiple answers possible

Universe: National population, 16 to 30 years/
Basis: Respondents with money available (Q65)/
Values in percent

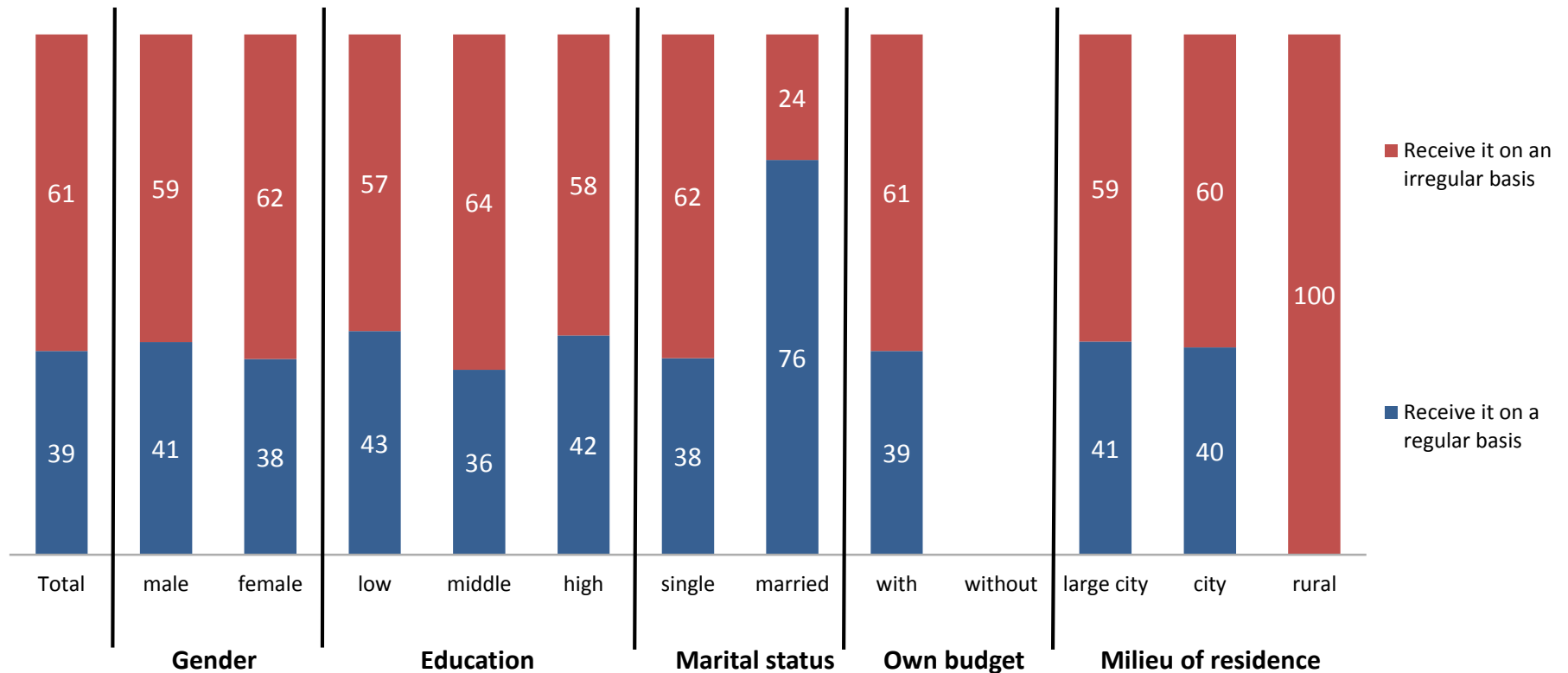
Tunisia: Reason for receiving transfers/ budget support



Q68: If the only source for your budget is your family or transfers from other persons / institutions, could you please describe your situation?

Universe: National population, 16 to 30 years/
Basis: Respondents with sources of budget not from own work (Q67)/
Values in percent

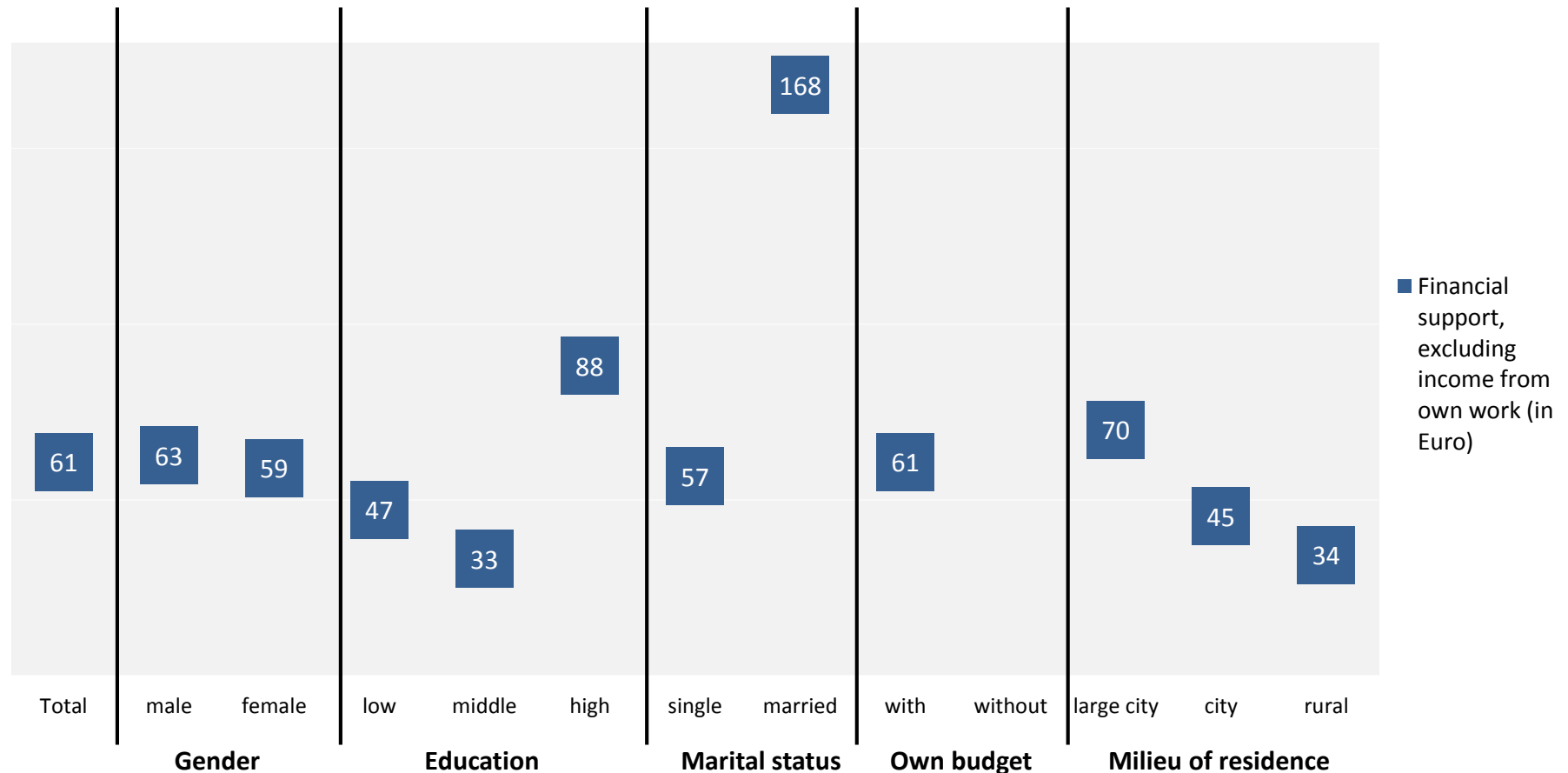
Tunisia: Regular or irregular financial support



Q69: You said you receive money from the family or from other sources (excluding income from your own work). Do you ...?

Universe: National population, 16 to 30 years/
Basis: Respondents with sources of budget (Q67)/
Values in percent

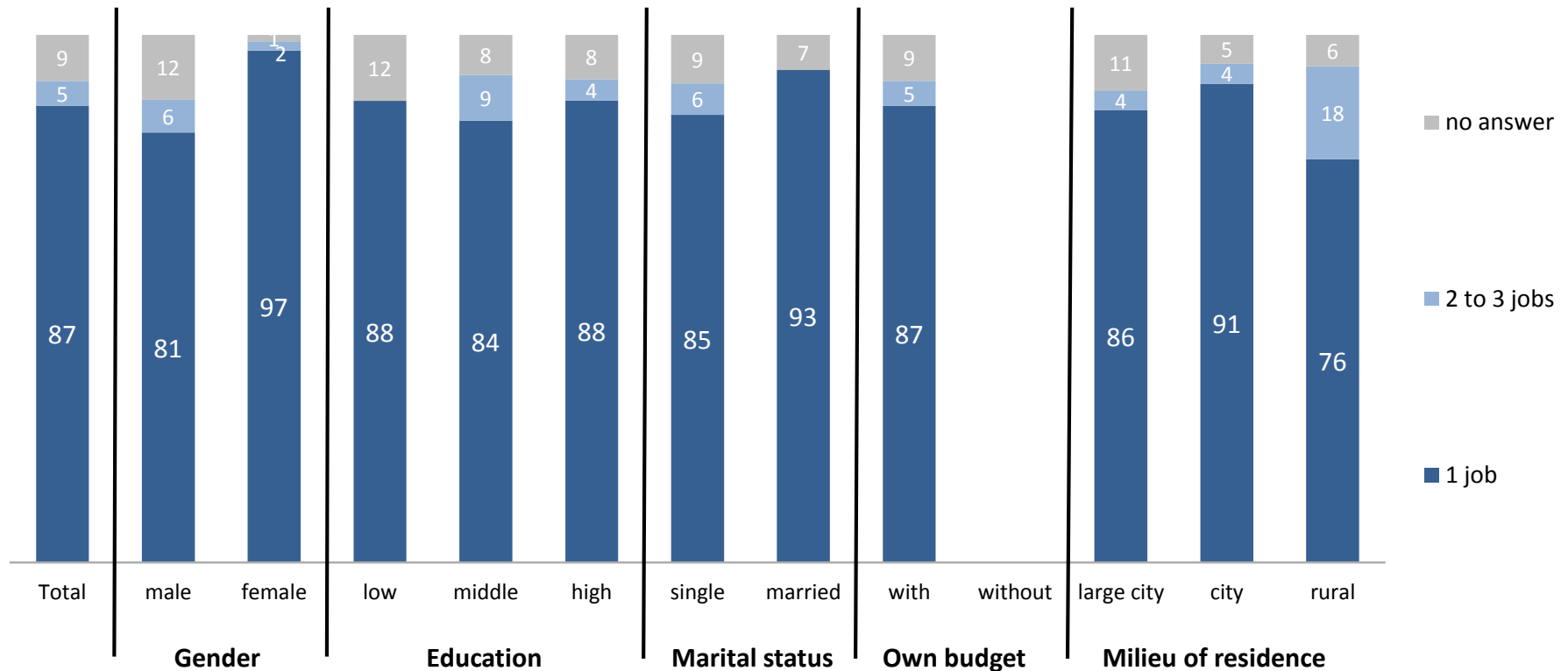
Tunisia: Amount of transfers / financial support



Q70: If you have to guess, how much money do you receive on average per month from your family or other sources (excluding income from your own work)?

Universe: National population, 16 to 30 years/
Basis: Respondents with sources of budget (Q67)/
Average values

Tunisia: Current number of jobs



Q71: If you work for money: how many jobs do you have today?

Universe: National population, 16 to 30 years/
Basis: Respondents with income from own work (Q67)/
Values in percent

Tunisia: Different tasks and jobs

	Gender			Education			Marital status		Own budget		Milieu of residence		
	Total	male	female	low	middle	high	single	married	with	without	large city	city	rural
State employee	16	12	22	4	4	23	11	34	16		14	21	11
Employee (with insurance)	14	10	24	13	7	18	13	20	14		16	13	9
Worker (no insurance, but continuous employment)	13	11	17	9	10	16	15	8	13		13	15	10
Remunerated labourer as part of a family business	1	1				1	1		1		1		
Self-employed with higher education (medical doctor, lawyer etc.)	5	7			3	7	4	7	5		5	5	
Self-employed without higher education (trade, commerce, industry, etc.)	15	18	8	19	33	6	17	7	15		14	12	28
Self-employed in agriculture	2	3			4	2	3		2		1	1	14
Self-employed in service sector (continuous work, unstable income)	15	13	17	36	18	9	16	11	15		19	8	
Day labourer (unstable employment, unstable income)	13	18	4	13	23	9	15	6	13		11	14	36
Retired													
Other	13	14	10	6	9	15	14	7	13		11	17	9

Universe: National population, 16 to 30 years/

Q72: What kind of different tasks/jobs are you doing?

Basis: Respondents with income from own work (Q67)/ Values in percent

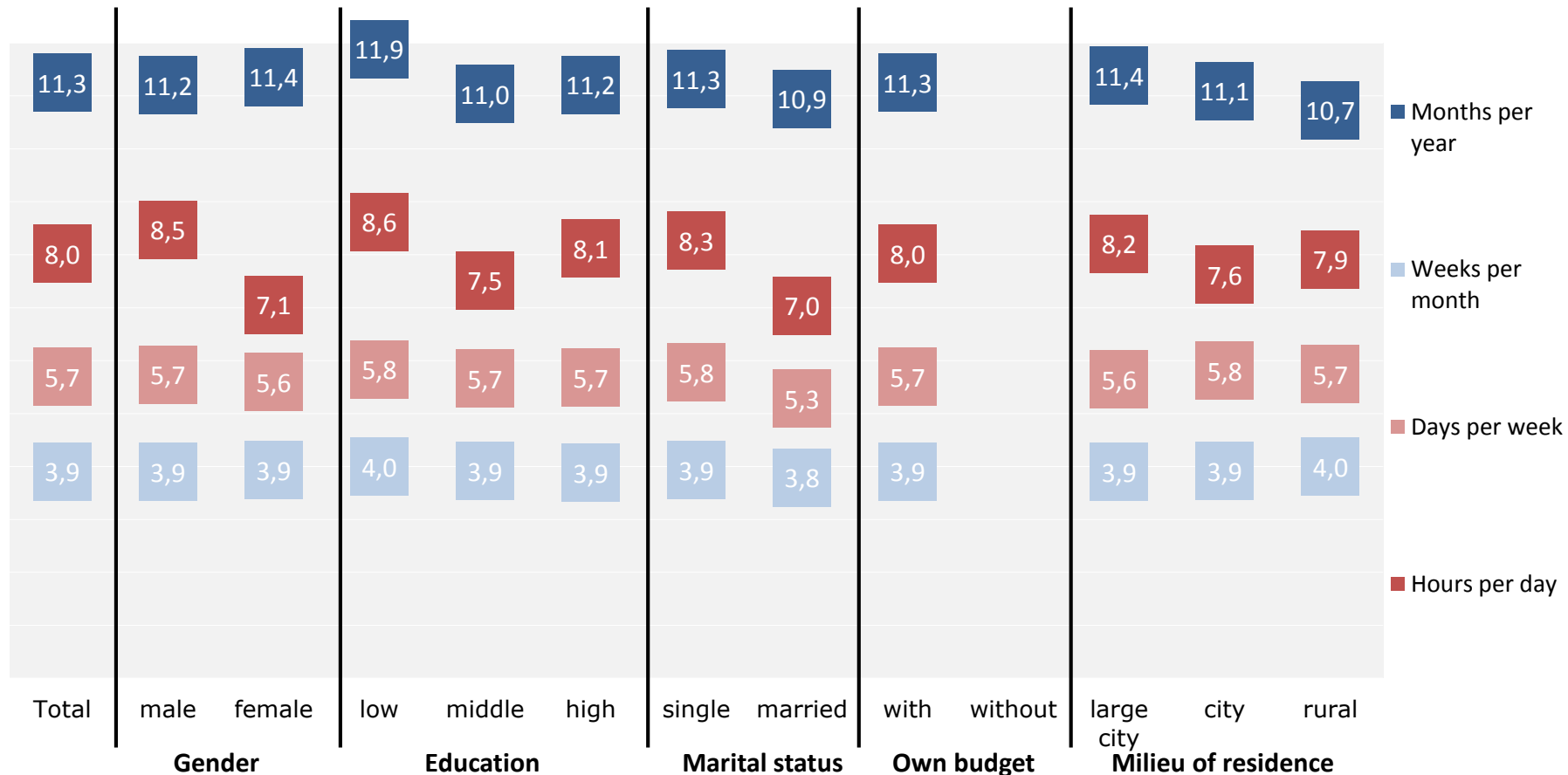
Tunisia: Jobs most important for income

	Gender			Education			Marital status		Own budget		Milieu of residence		
	Total	male	female	low	middle	high	single	married	with	without	large city	city	rural
State employee	16	12	22	4	4	23	11	34	16		14	21	11
Employee (with insurance)	14	10	24	13	7	18	13	20	14		16	13	9
Worker (no insurance, but continuous employment)	12	10	17	9	8	15	13	8	12		12	14	10
Remunerated labourer as part of a family business	1	1				1	1		1		1		
Self-employed with higher education (medical doctor, lawyer etc.)	4	6			3	6	3	7	4		5	3	
Self-employed without higher education (trade, commerce, industry, etc.)	14	17	8	19	33	5	16	7	14		14	12	19
Self-employed in agriculture	1	2			4	1	2		1			1	14
Self-employed in service sector (continuous work, unstable income)	13	11	17	36	16	8	14	11	13		18	6	
Day labourer (unstable employment, unstable income)	12	17	2	13	18	9	14	6	12		10	14	27
Retired													
Other	12	13	10	6	7	15	13	7	12		11	15	9

Q73: Please rank these jobs concerning your income from most important (1) to least important (3)?

Universe: National population, 16 to 30 years/
Basis: Respondents with income from own work (Q67)/ Q73 rank "1"/ Values in percent

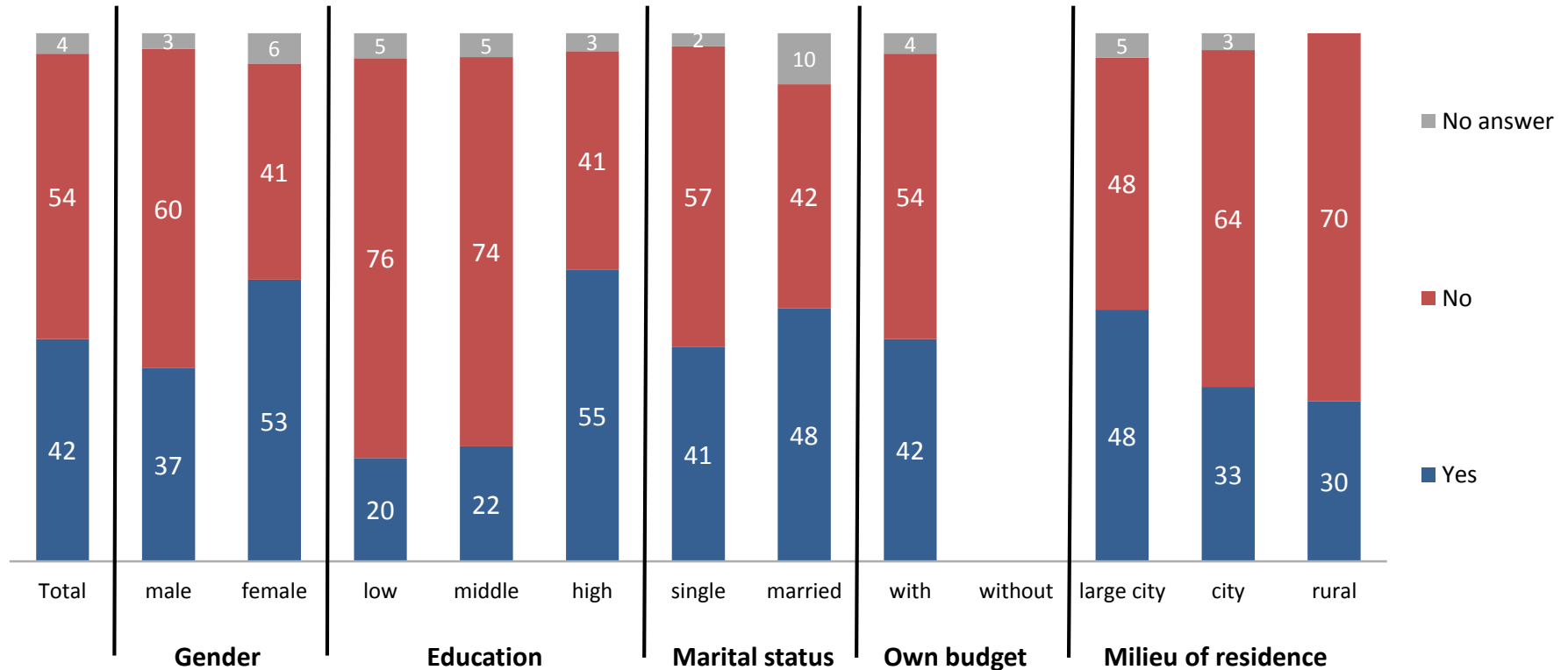
Tunisia: Frequency of work – most important job



Q74: Frequency of work: Please tell me how many ... you are working.

Universe: National population, 16 to 30 years/
Basis: Respondents with income from own work (Q67)/
Values in percent

Tunisia: Sickness payment - most important job



Q76: Do you receive continuous payment in case of sickness? (Answer for each job)

Universe: National population, 16 to 30 years/
Basis: Respondents with income from own work (Q67)/
Values in percent

Tunisia: Information about most important job

	Gender			Education			Marital status		Own budget		Milieu of residence		
	Total	male	female	low	middle	high	single	married	with	without	large city	city	rural
Friends informed me about this job	25	24	27	30	33	21	26	21	25		26	23	31
Via Internet	3	3	3			4	3		3		3	2	
Somebody from my family informed me	21	22	18	24	24	19	22	15	21		23	21	
I read an advertisement	1	2			2	1	1	3	1		1	2	
Via a private employment agency	2	1	4		3	2	1	3	2		1	4	
A public institution (e.g. employment office) informed me	14	13	17	13	7	18	15	14	14		16	10	19
Other	34	35	31	32	30	36	31	44	34		30	38	51

Q77: How did you find out about your most important job?

Universe: National population, 16 to 30 years/
Basis: Respondents with income from own work (Q67)/ Values in percent

Tunisia: Reasons for choosing the job

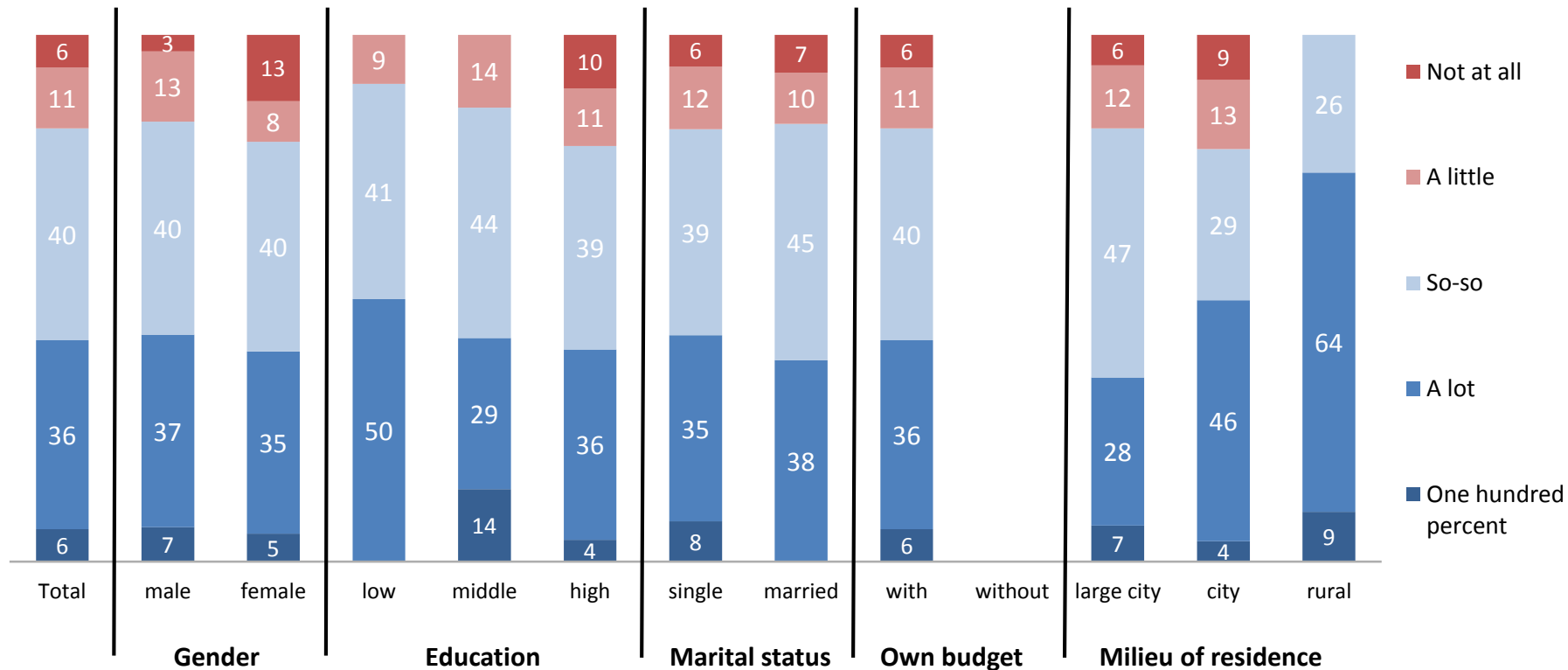
	Gender			Education			Marital status		Own budget		Milieu of residence		
	Total	male	female	low	middle	high	single	married	with	without	large city	city	rural
I had no other option	51	47	60	56	62	45	52	49	51		54	44	51
It is the only work I know how to do	23	20	31	30	25	21	21	31	23		24	18	37
It is a secure job	38	38	38	21	35	43	34	54	38		37	43	27
It is a business that belongs to my family	13	18	4	16	13	13	12	18	13		11	18	19
My boss is from the same area	20	20	20	28	17	19	18	28	20		15	29	20
It's nicely paid	30	34	23	17	33	32	29	37	30		29	32	40
It's work that is socially well accepted	50	47	56	45	52	50	43	77	50		45	64	40
I can engage with friends and colleagues	47	47	48	39	52	47	45	57	47		44	54	48
I can learn a lot	51	50	55	39	46	56	51	53	51		51	52	48
I have the option to upgrade my position	49	53	41	31	55	50	48	54	49		46	54	48

Universe: National population, 16 to 30 years/

Q78: Concerning this work, what are the reasons you are engaging in it?

Basis: Respondents with income from own work (Q67)/ Values in percent "true"

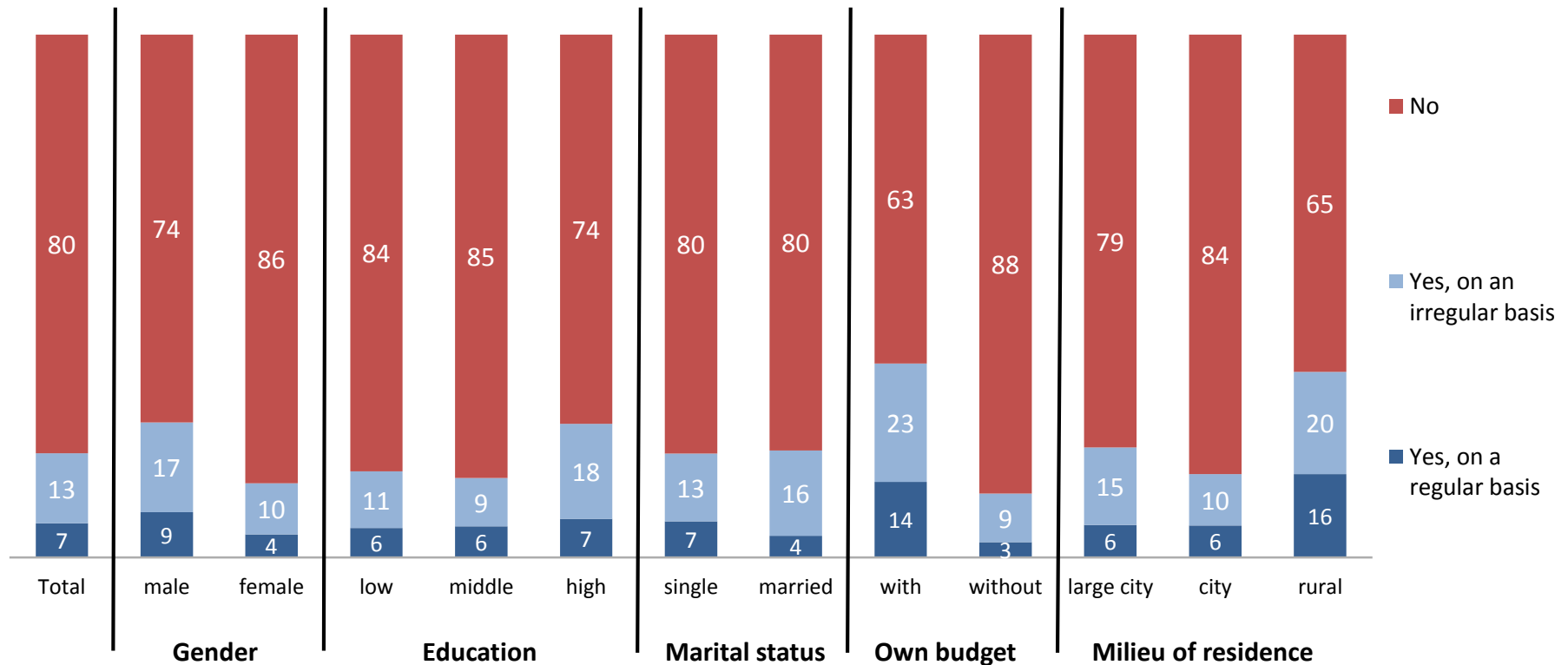
Tunisia: Satisfaction with job



Q79: Do you like this work?

Universe: National population, 16 to 30 years/
Basis: Respondents with income from own work (Q67)/
Values in percent

Tunisia: Support parents financially



Q80: Do you support your parents financially? If yes, is that on an irregular or regular basis?

Universe: National population, 16 to 30 years/
Values in percent

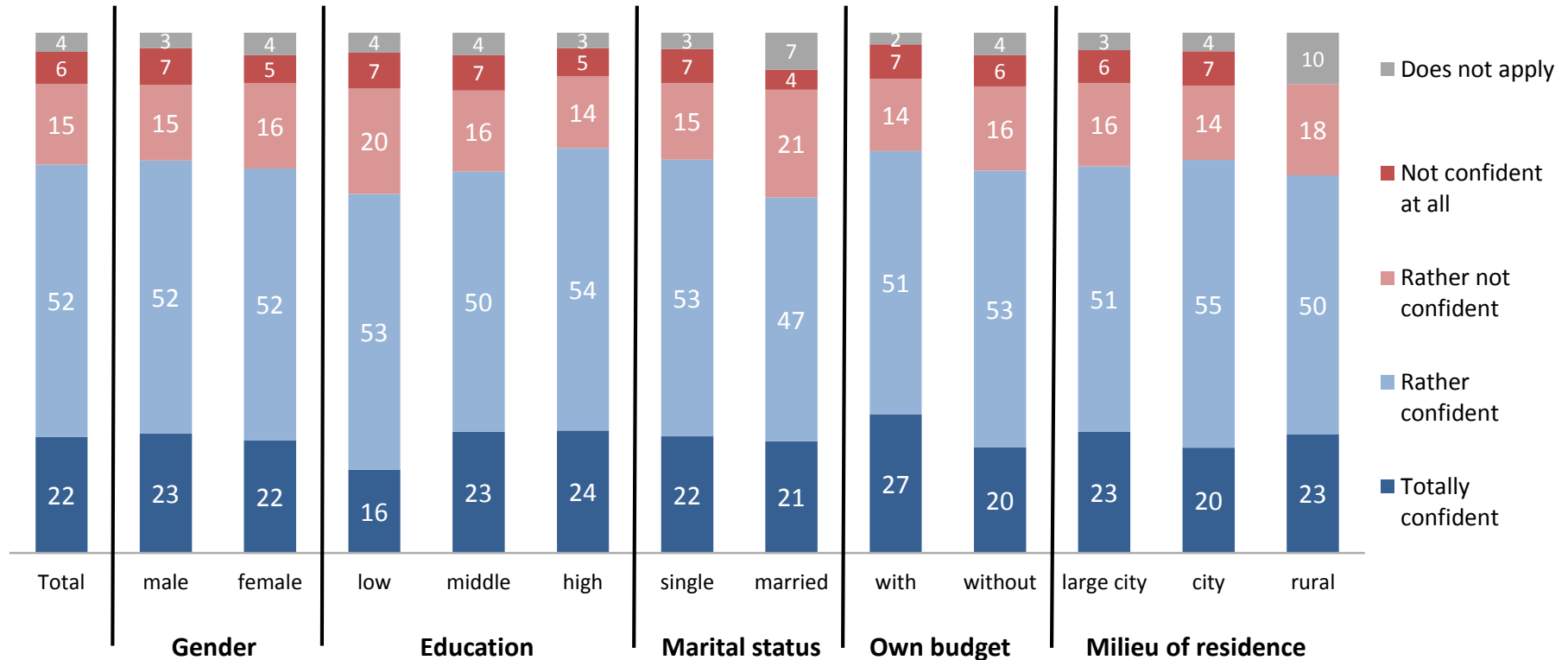
Tunisia: Employment situation

	Gender			Education			Marital status		Own budget		Milieu of residence		
	Total	male	female	low	middle	high	single	married	with	without	large city	city	rural
Earning a high income	76	77	74	70	75	78	77	67	79	74	74	81	71
Options to upgrade my position	72	73	71	61	72	75	73	68	76	70	68	80	77
A secure job	82	83	82	74	82	86	83	76	83	82	81	86	74
Having a lot of contacts with other people	52	55	49	45	51	54	53	44	63	46	44	65	60
The feeling of achieving something	63	62	64	52	63	67	64	53	70	60	59	71	70
The feeling of being accepted	58	57	58	47	57	61	59	46	66	54	51	69	67
The possibility to support others	48	46	50	41	46	52	49	41	58	43	40	62	63
The possibility of implementing own ideas	57	55	59	43	55	64	59	45	68	52	51	67	74
Doing something useful for society	61	59	63	50	61	64	62	51	67	58	55	69	78
The possibility of doing something that makes sense to me	65	63	67	54	64	70	66	56	72	62	60	73	78
A job that allows for enough leisure time	47	45	50	39	46	51	49	37	56	44	38	64	59

Q82: How should an employment situation and your job be in order for you to be satisfied?

Universe: National population, 16 to 30 years/
Values in percent "very important"

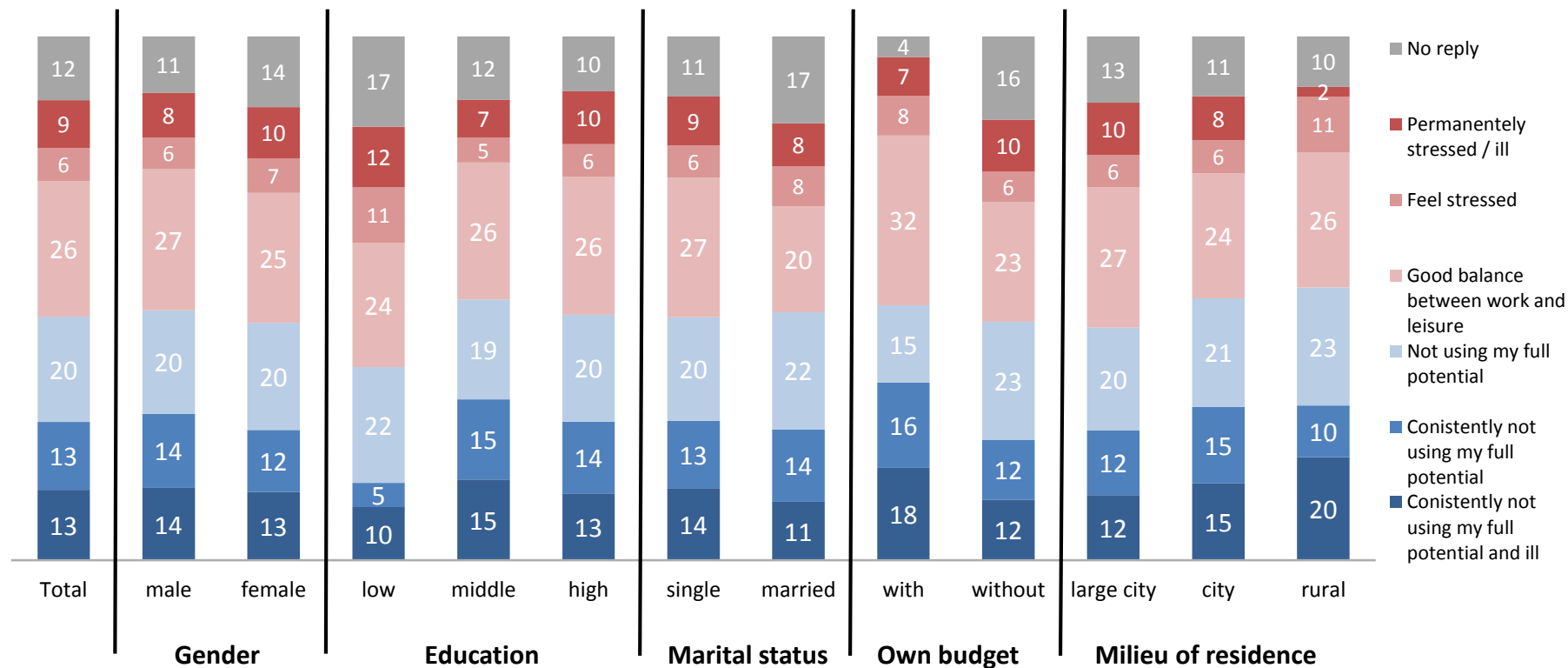
Tunisia: Confidence in realizing job wishes



Q83: How confident are you about the possibility of realising your wishes concerning your job?

Universe: National population, 16 to 30 years/
Values in percent

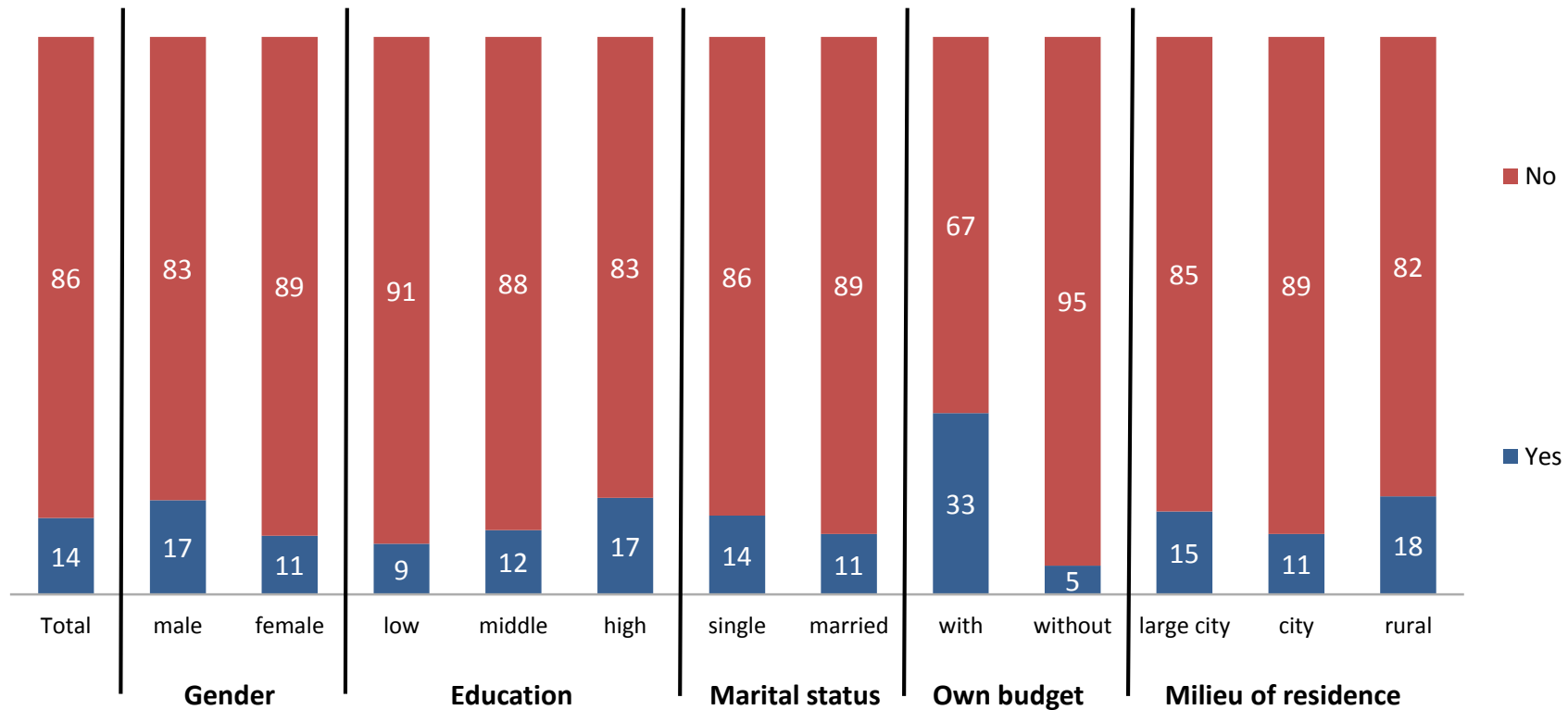
Tunisia: Performance level



Q84: Are you already at the maximum of your performance concerning your studies, your work, or your daily affairs? What describes your situation best?

Universe: National population, 16 to 30 years/
Values in percent

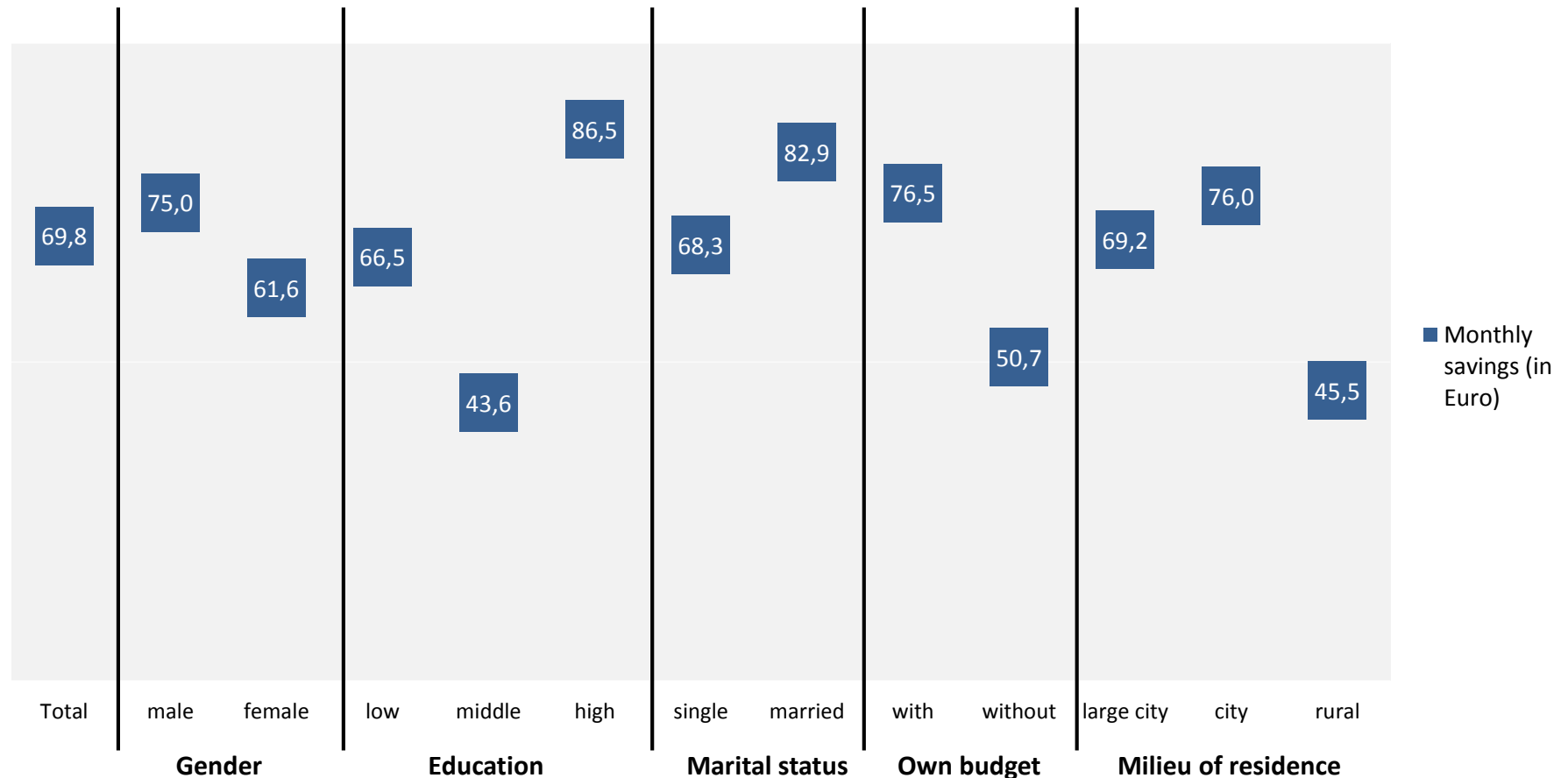
Tunisia: Savings



Q85: Are you in a position to save money?

Universe: National population, 16 to 30 years/
Values in percent

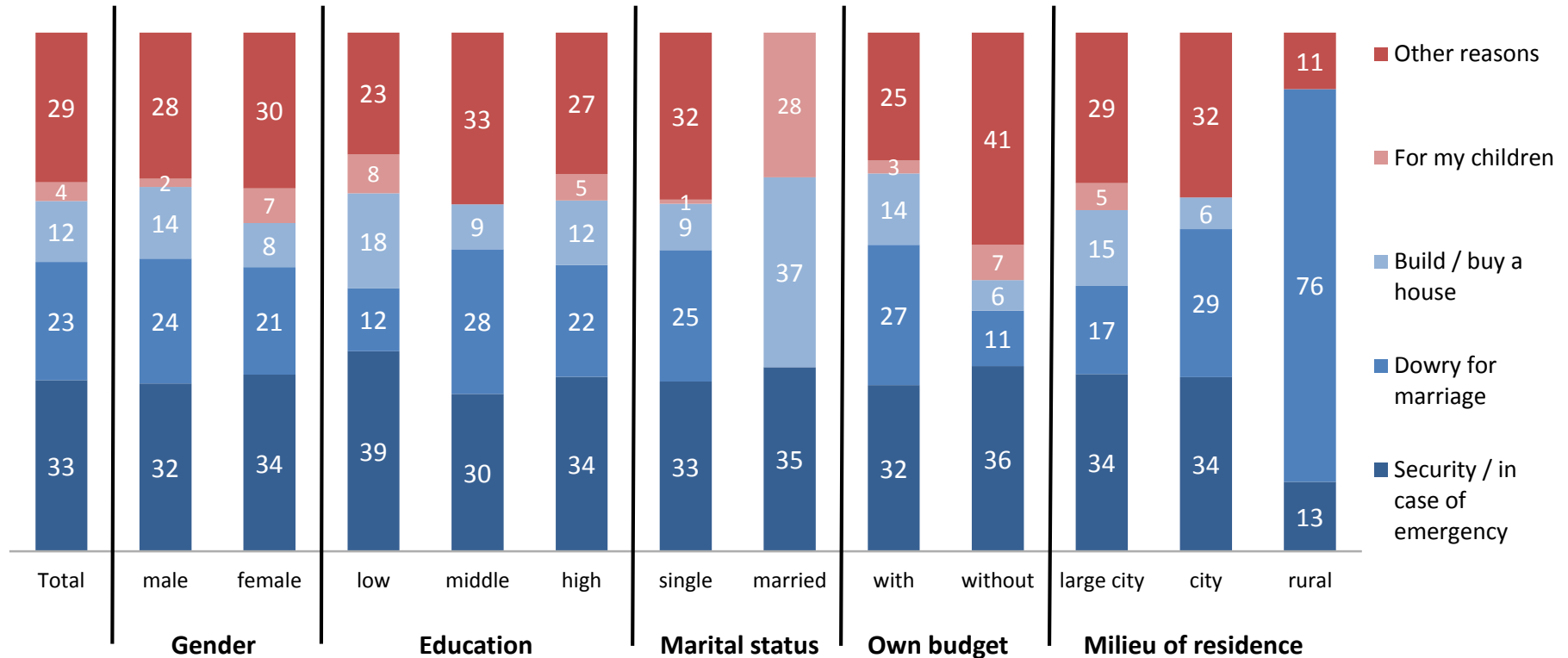
Tunisia: Savings per month



Q86: How much money do you save per month on average?

Universe: National population, 16 to 30 years/
Basis: Respondents who can save money (Q85)/
Average values in Euro/ Attention: in part small number of cases

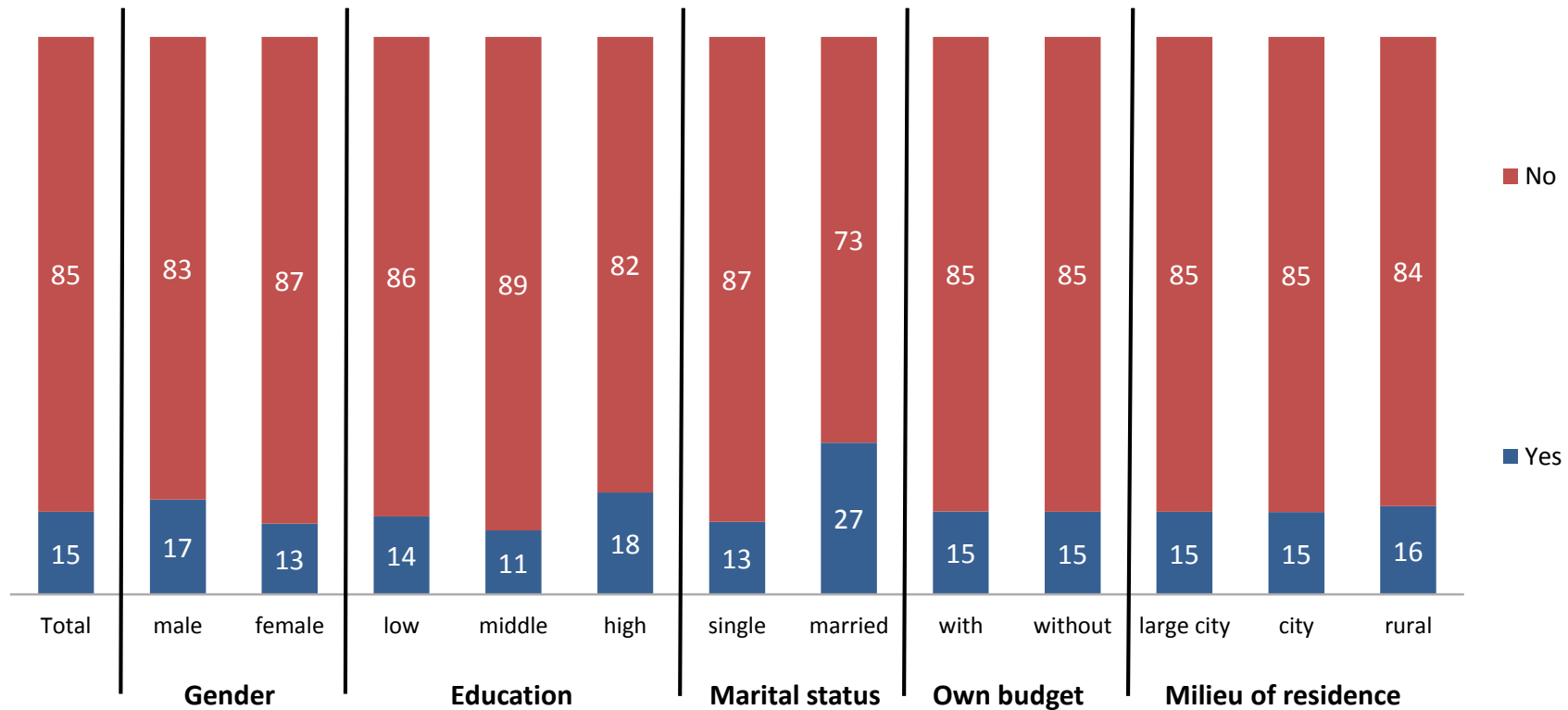
Tunisia: Purpose of savings



Q87: For what purpose do you save money primarily?

Universe: National population, 16 to 30 years/
Basis: Respondents who can save money (Q85)/
Values in percent/ Attention: in part small number of cases

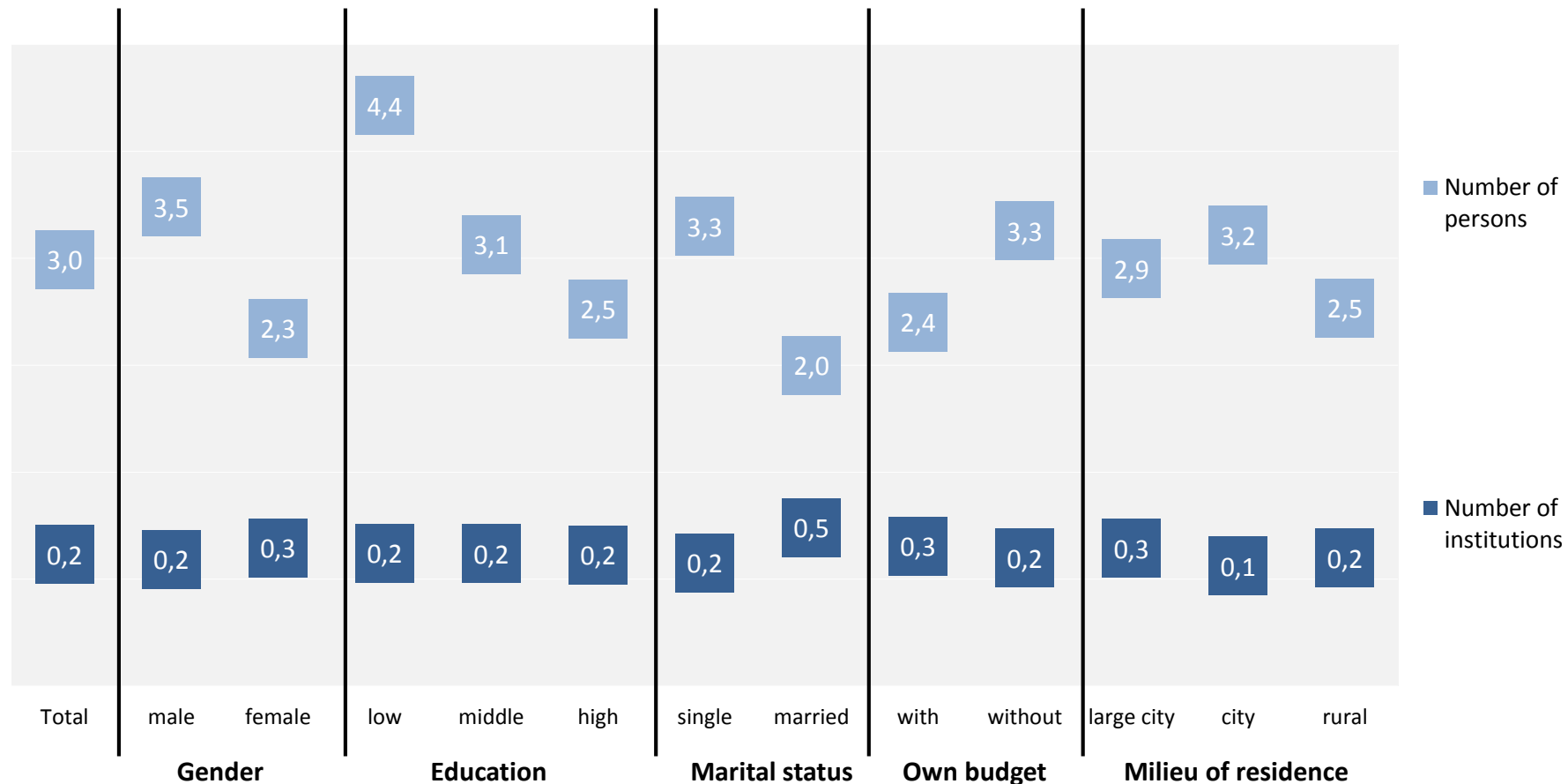
Tunisia: Debts



Q88: Do you have debts, either with institutions (e.g. banks) or individuals?

Universe: National population, 16 to 30 years/
Values in percent

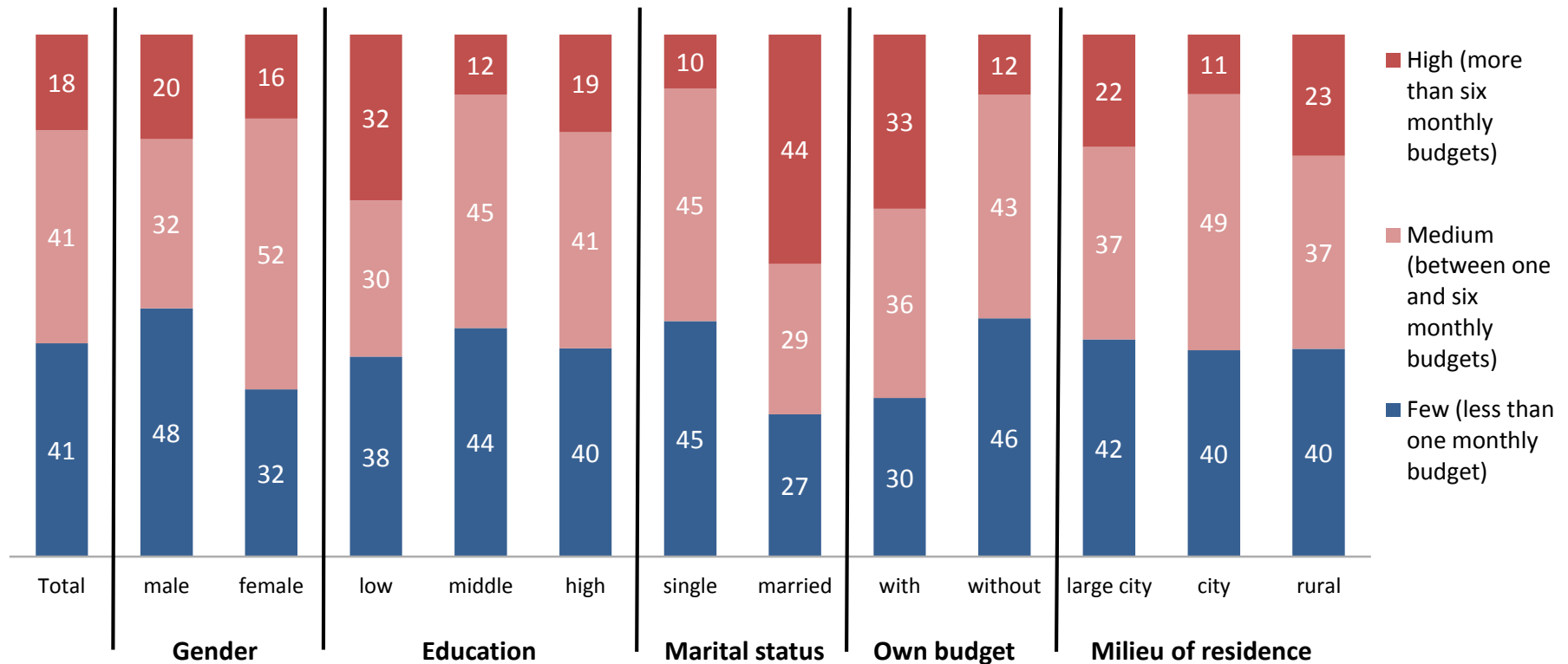
Tunisia: Number of institutions/persons in debt with



Q89: To how many institutions (e.g. banks) or persons do you have debts?

Universe: National population, 16 to 30 years/
Basis: Respondents with debts (Q88)/
Average values/ Attention: in part small number of cases

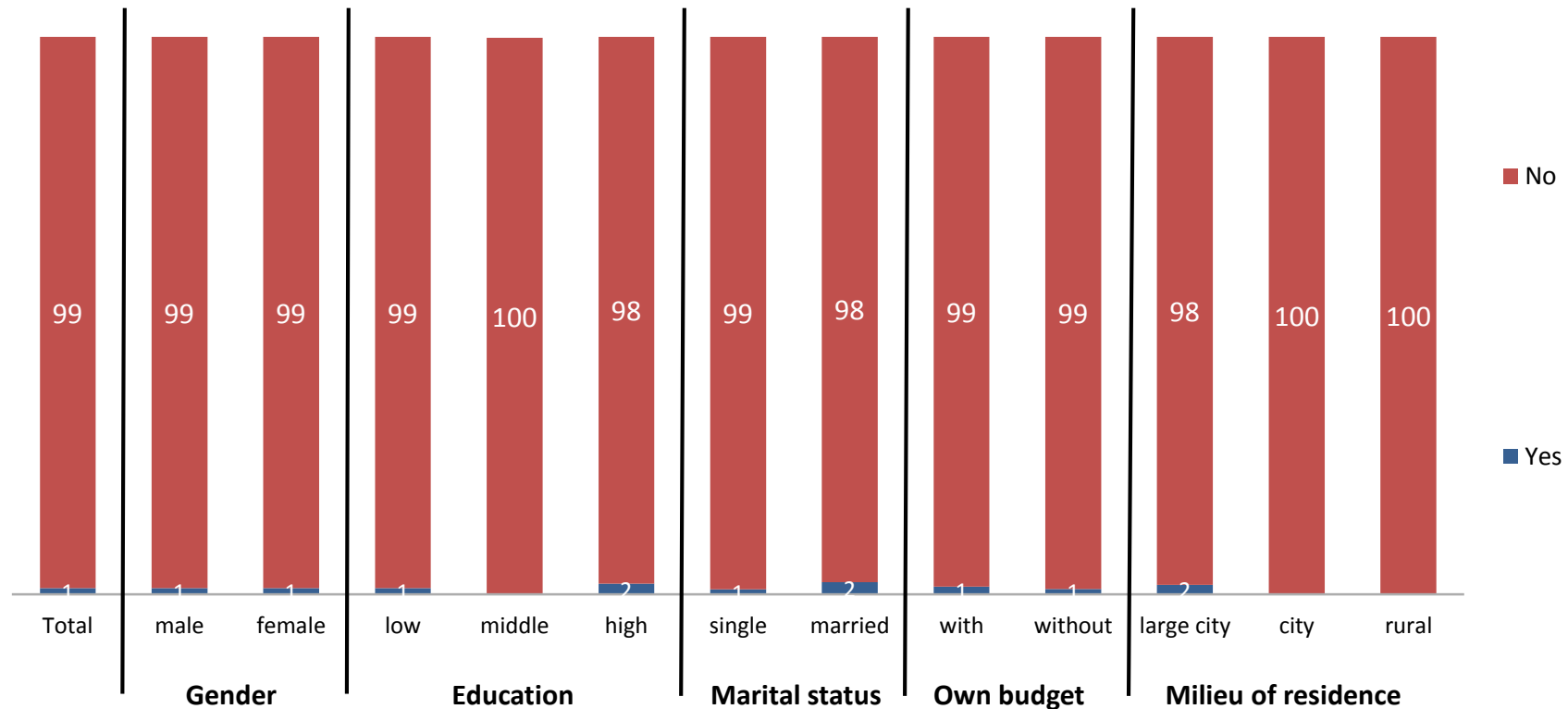
Tunisia: Amount of debts



Q90: How high are your debts?

Universe: National population, 16 to 30 years/
Basis: Respondents with debts (Q88)/
Values in percent/ Attention: in part small number of cases

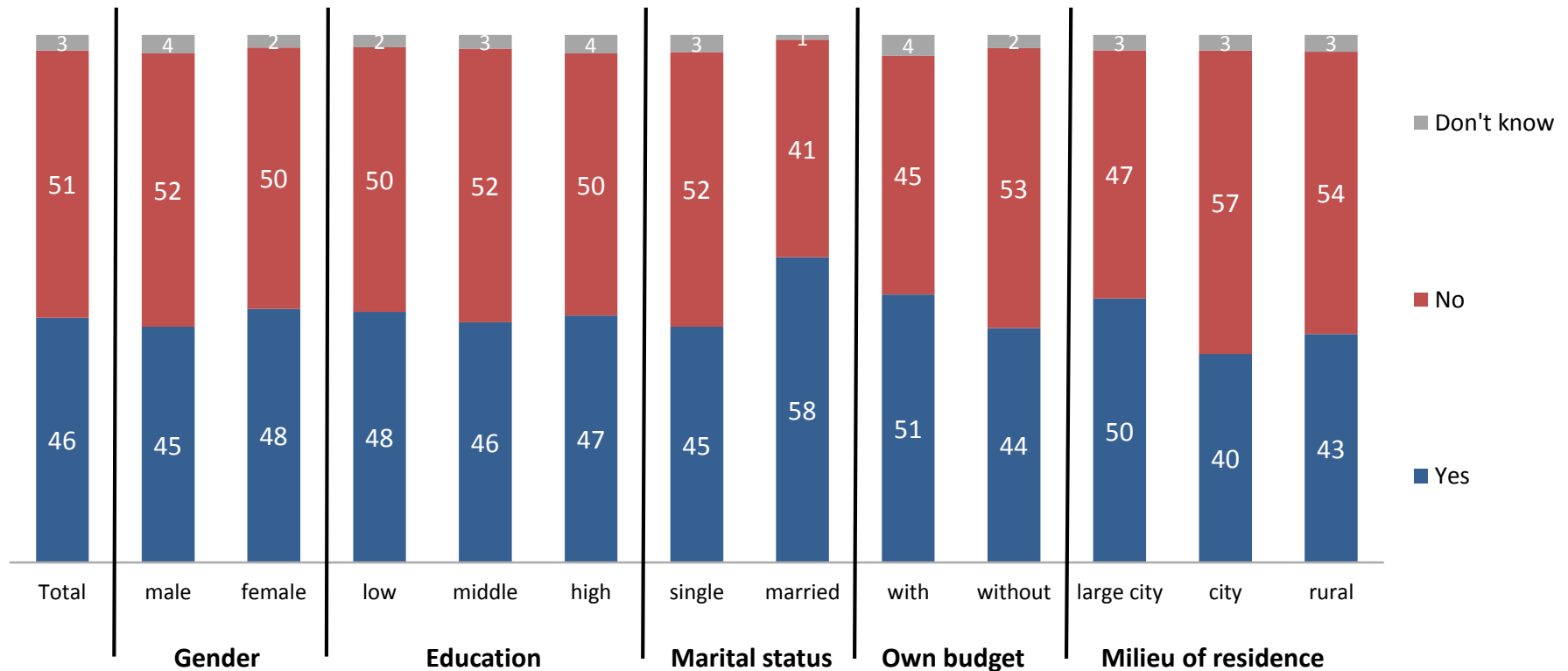
Tunisia: Member of rotating savings association



Q91: Have you ever been a member of a rotating savings association?

Universe: National population, 16 to 30 years/
Values in percent

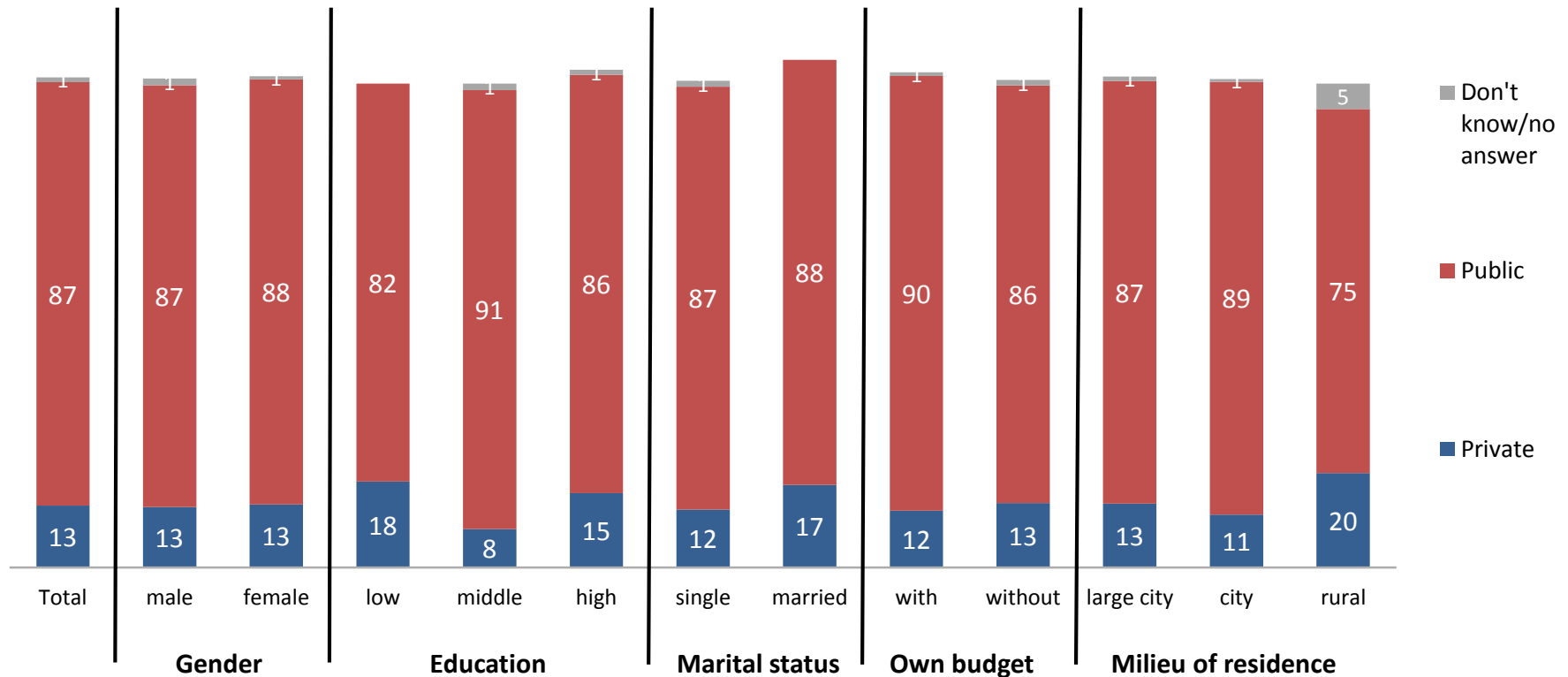
Tunisia: Health insurance



Q95: Do you have a health insurance?

Universe: National population, 16 to 30 years/
Values in percent

Tunisia: Public or private health insurance



Q96: Is this insurance...?
Multiple answers possible

Universe: National population, 16 to 30 years/
Basis: Respondents with health insurance (Q95)/
Values in percent

EXPENDITURES

Tunisia: Monthly expenditures I

	Gender			Education			Marital status		Own budget		Milieu of residence		
	Total	male	female	low	middle	high	single	married	with	without	large city	city	rural
Wheat and bread	6	5	8	11	6	5	5	17	4	7	4	9	22
Food (oil, sugar, etc.)	34	29	39	40	28	38	27	81	34	34	34	33	51
Local snacks	33	38	29	34	36	31	37	10	35	33	35	30	27
McDonald's, Pizza Hut, KFC	2	2	2	1	2	2	2	1	3	2	2	2	5
Clothes	71	65	76	67	73	69	72	64	75	69	70	71	75
Mobile phone	49	51	48	49	51	48	54	18	52	48	48	52	55
Internet	27	29	25	23	27	29	30	7	28	27	26	29	23
Video and online games	2	3	1	1	3	1	2		3	1	1	3	
Paying debts/ instalments	4	3	4	2	3	4	3	9	6	2	4	3	3
Transport/ travelling	15	15	15	11	12	18	14	16	16	14	17	10	19
Cigarettes	16	32	1	17	18	15	18	3	22	14	17	15	26

Q97: Please identify the 4 items you spend most money on.
Multiple answers possible

Universe: National population, 16 to 30 years/
Values in percent

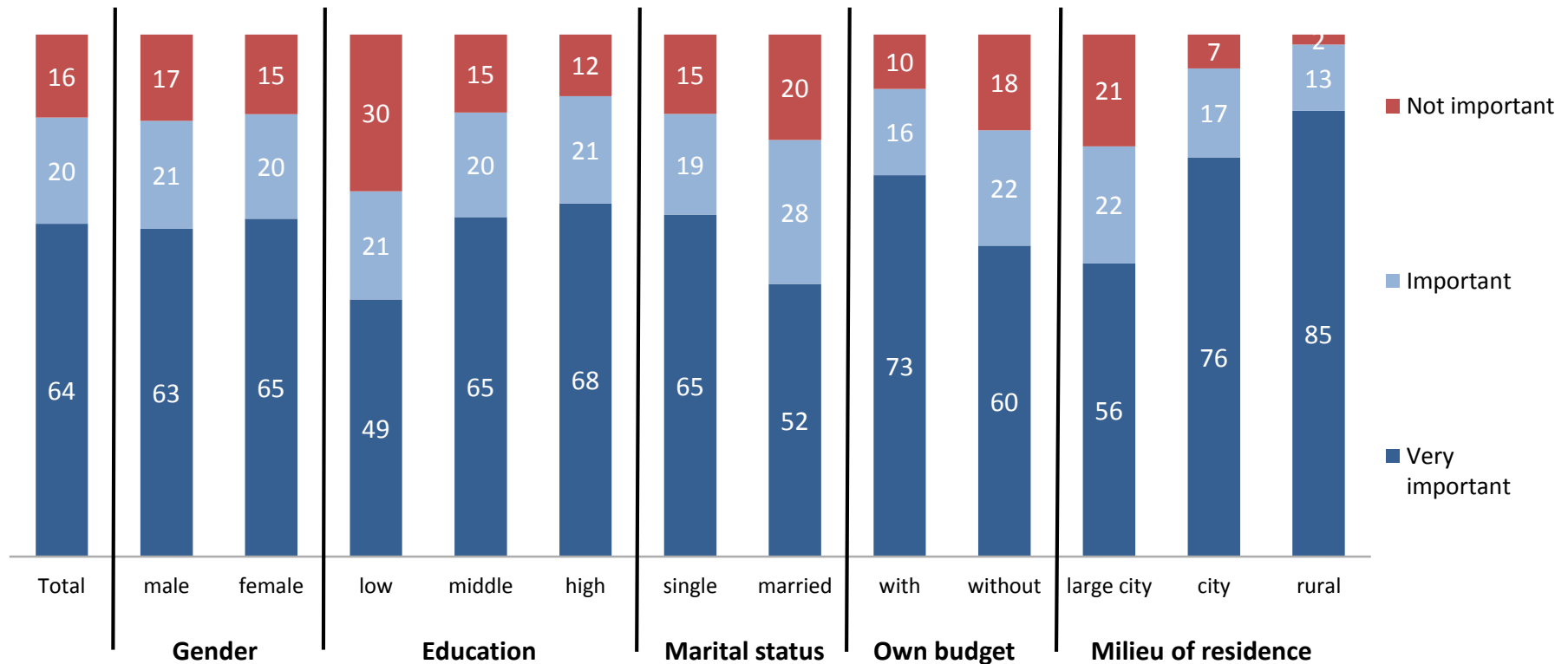
Tunisia: Monthly expenditures II

		Gender		Education			Marital status		Own budget		Milieu of residence		
	Total	male	female	low	middle	high	single	married	with	without	large city	city	rural
Medication, drugs	8	4	11	7	6	9	5	26	5	9	8	6	10
Music	1	1	0	1	0	1	1		0	1	1	0	
Going out with friends	25	36	15	22	28	24	28	7	26	25	30	18	13
Water/electricity	10	7	13	15	9	9	5	43	10	10	10	8	12
Housing rent	7	6	8	8	4	10	4	26	10	6	7	7	7
Gas bottles (cooking)	1	0	1	0	1	1	0	1	0	1	1	0	
Insurance	0	0	0		0	1	0		1	0	1		
Studies	11	10	13	5	14	11	13		10	12	12	11	4
Cosmetics	10	1	18	5	10	11	10	7	11	9	11	8	9
Other	9	8	10	4	9	11	9	7	9	9	9	10	2

Q97: Please identify the 4 items you spend most money on.
Multiple answers possible

Universe: National population, 16 to 30 years/
Values in percent

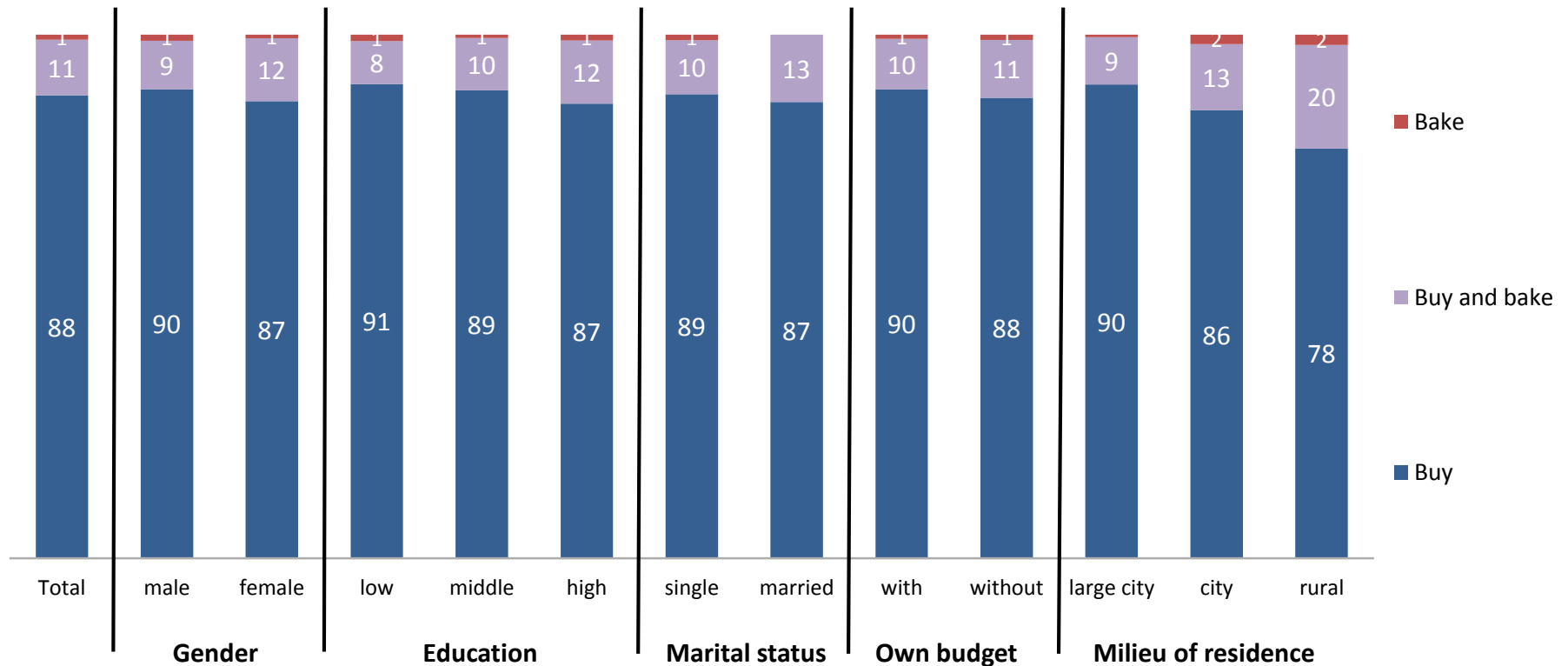
Tunisia: Importance of cheap bread



Q98: How important is the availability of cheap bread for you and your family?

Universe: National population, 16 to 30 years/
Values in percent

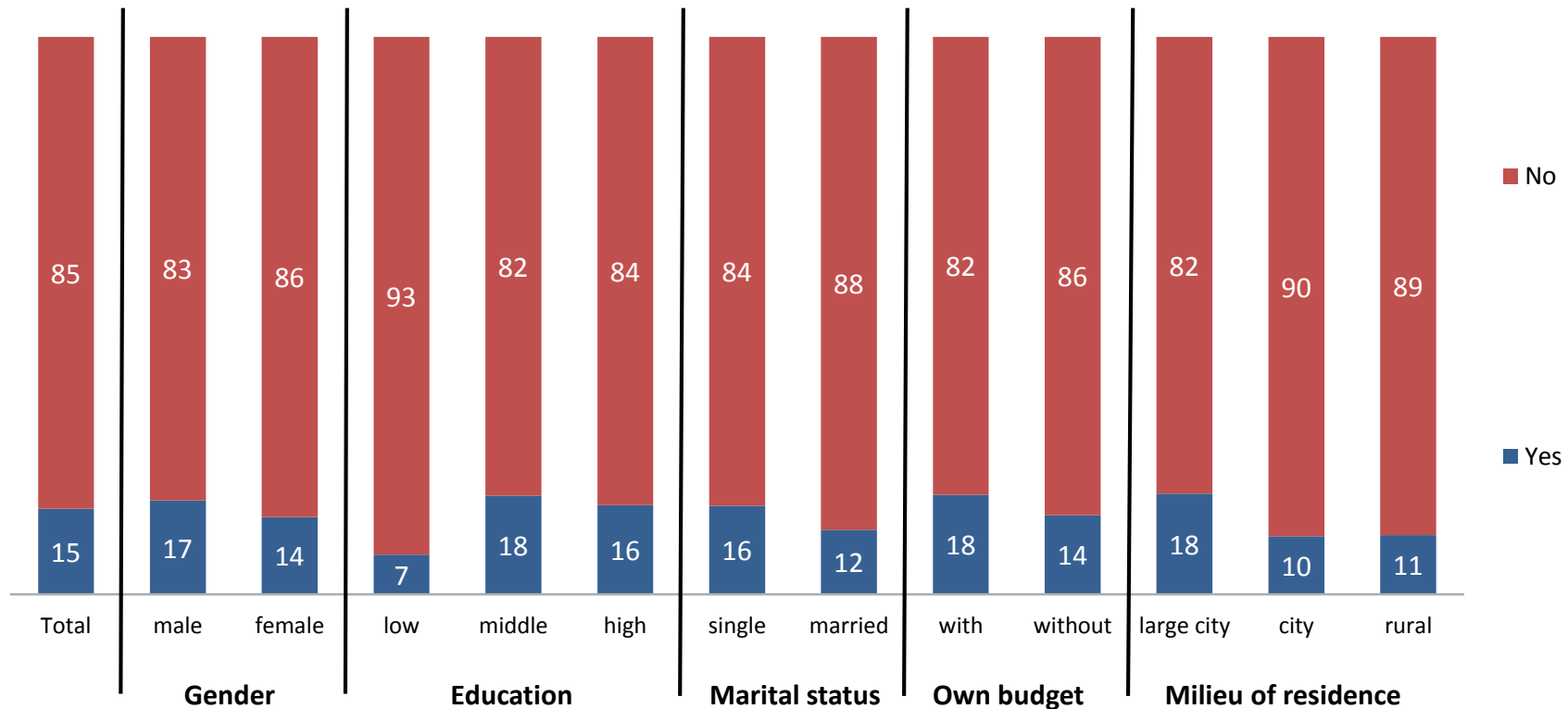
Tunisia: Producing bread



Q99: Do you buy or bake bread in your household?

Universe: National population, 16 to 30 years/
Values in percent

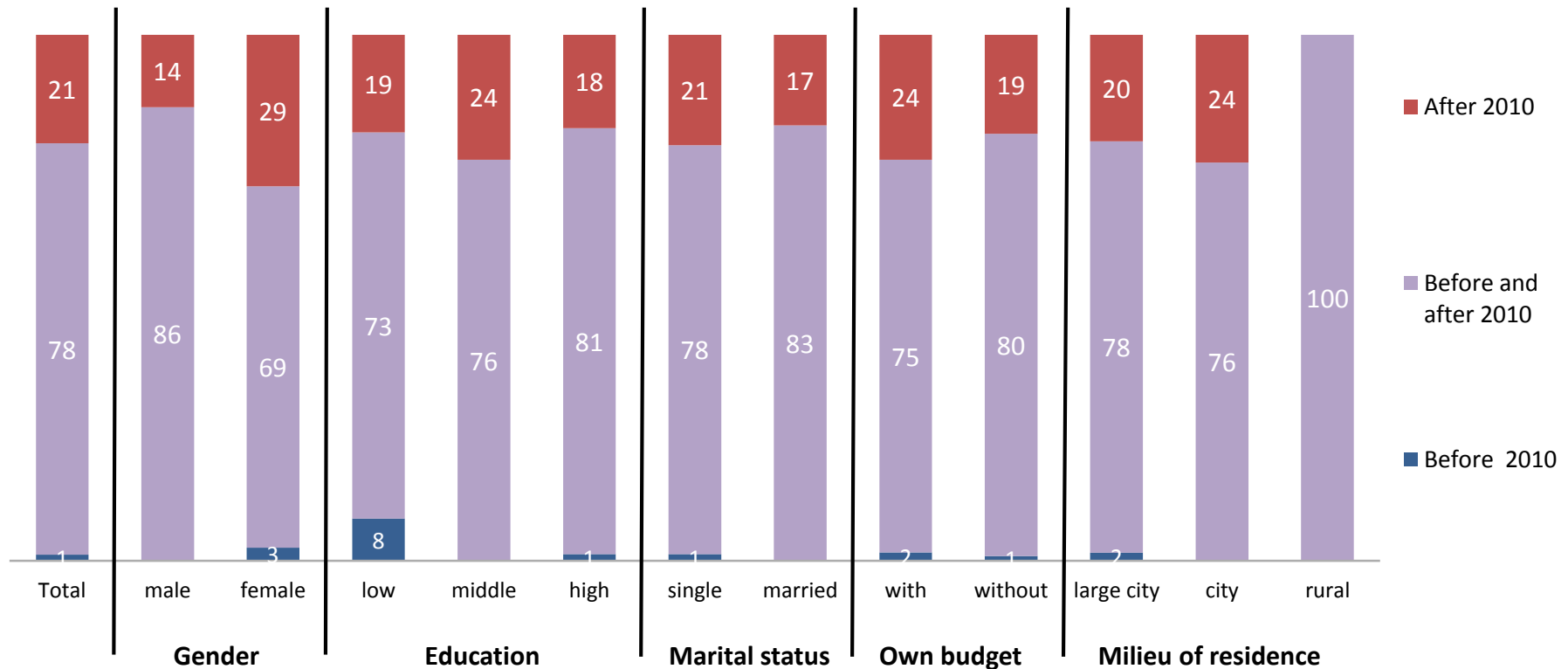
Tunisia: Bread supply



Q100: Have you ever made the experience of having to wait for being supplied with bread (except during Ramadan)?

Universe: National population, 16 to 30 years/
Values in percent

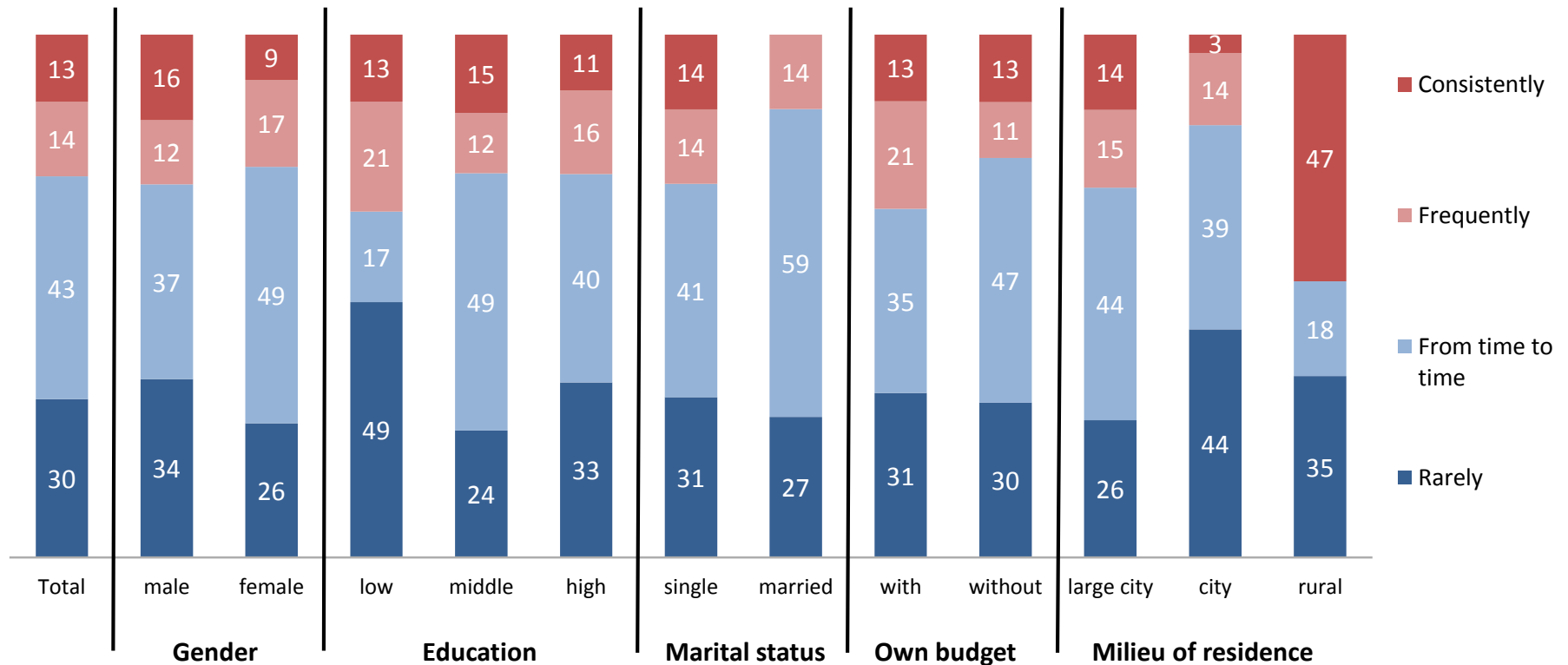
Tunisia: Bread supply – experience to wait



Q101: Was that...?

Universe: National population, 16 to 30 years/
Basis: Respondents that made the experience to wait for bread (Q100)
Values in percent/ Attention: in part small number of cases

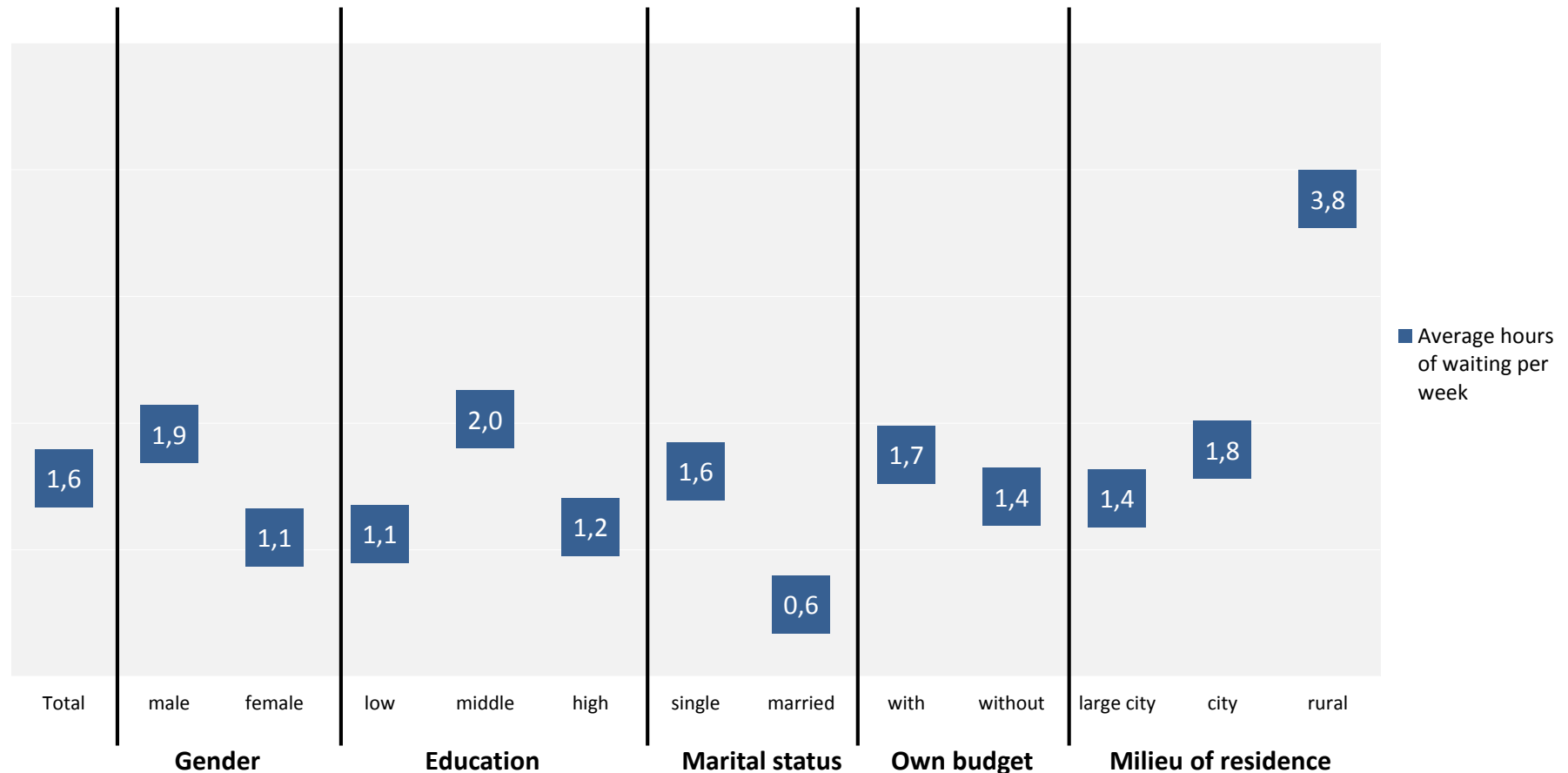
Tunisia: Bread supply – experience to wait



Q102: Did that happen...?

Universe: National population, 16 to 30 years/
Basis: Respondents that made the experience to wait for bread (Q100)
Values in percent/ Attention: in part small number of cases

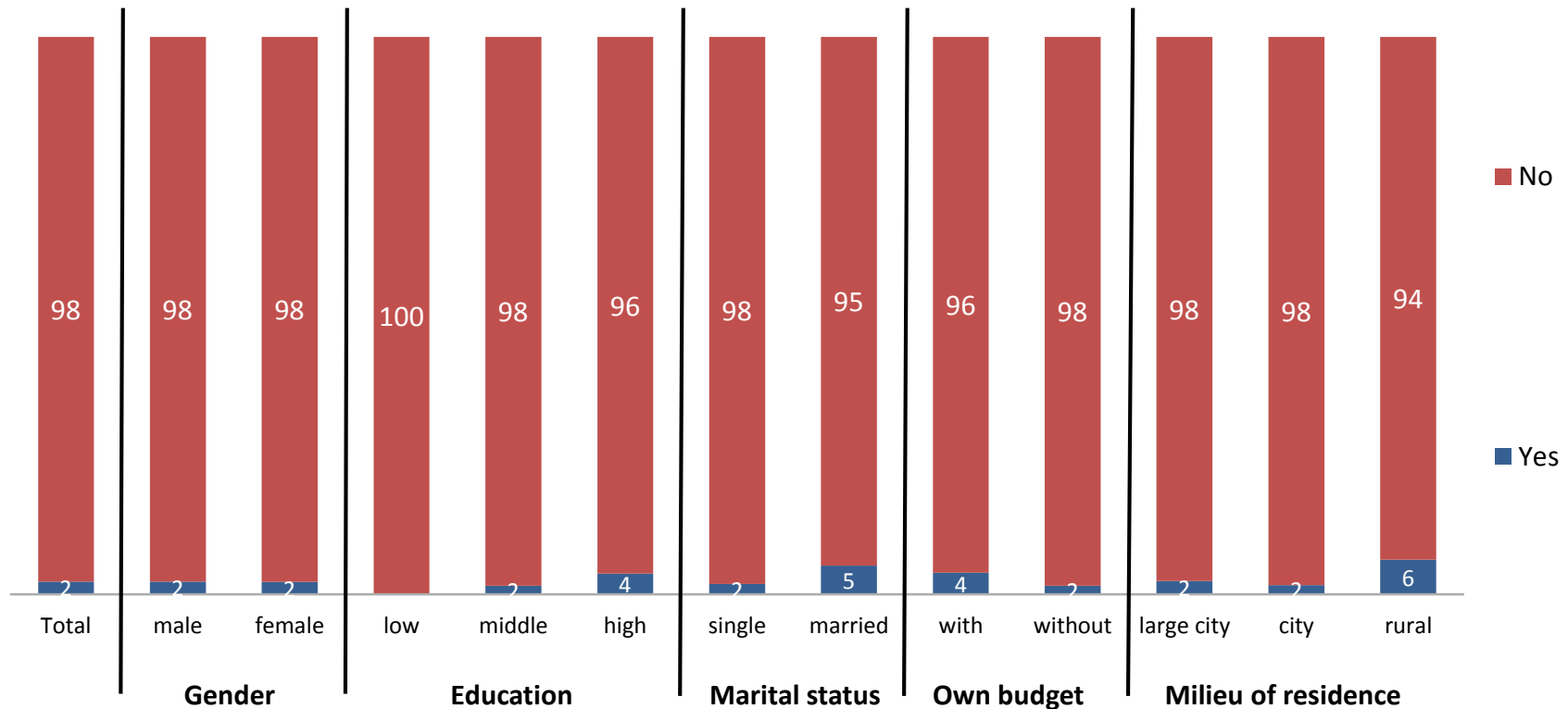
Tunisia: Average hours of waiting for bread per week



Q103: Can you please indicate the average hours of waiting per week?

Universe: National population, 16 to 30 years/
Basis: Respondents that waited "permanently" or "frequently" for bread (Q102)
Average hours/ Attention: in part small number of cases

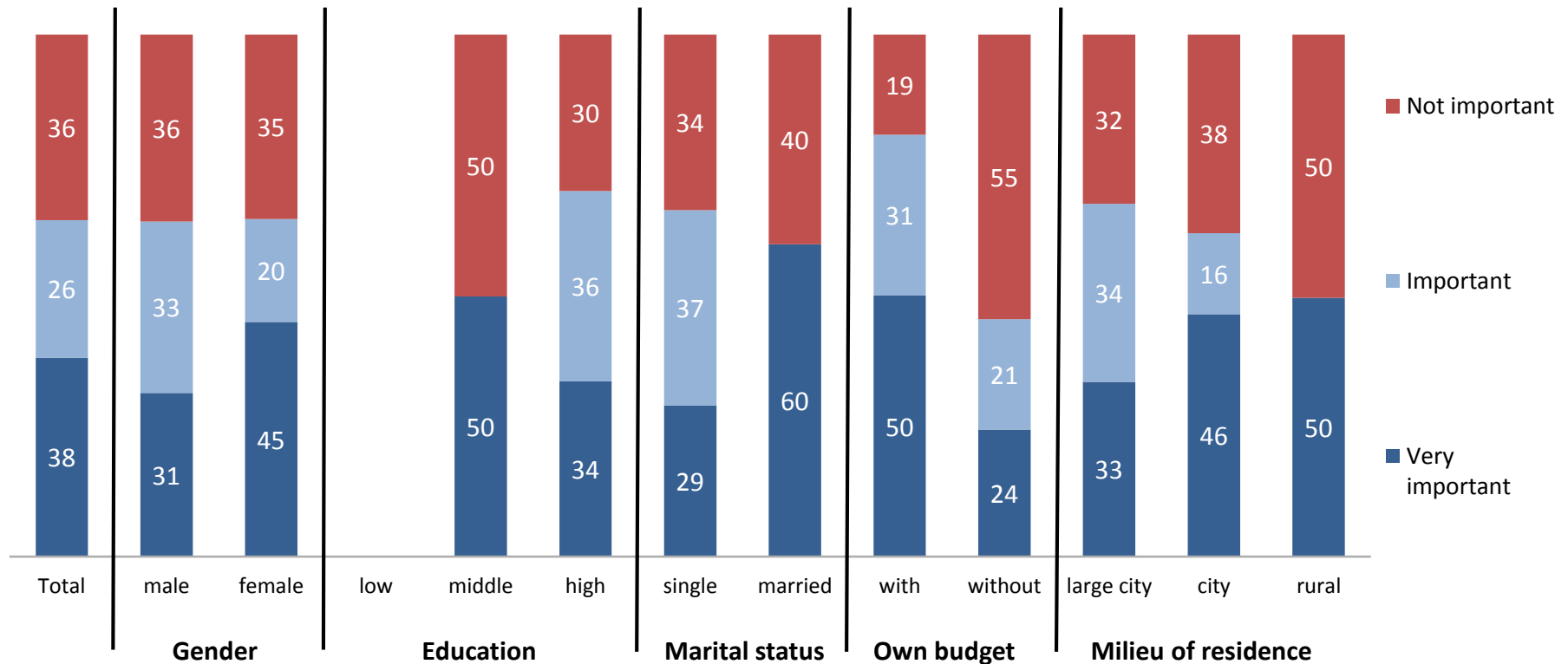
Tunisia: Ration card possession



Q104: Do you possess a ration card in order to buy or receive food?

Universe: National population, 16 to 30 years/
Values in percent

Tunisia: Importance of ration cards



Q105: How important is the ration card for you and your family?

Universe: National population, 16 to 30 years/
Basis: Respondents that possess a ration card (Q104)
Values in percent/ Attention: in part small number of cases

Tunisia: Buying food

	Gender			Education			Marital status		Own budget		Milieu of residence		
	Total	male	female	low	middle	high	single	married	with	without	large city	city	rural
Weekly market	62	60	63	62	64	60	61	68	52	66	59	64	76
Street vendor (sitting on the ground)	5	5	5	6	4	6	5	5	5	5	6	4	
Mobile hawker with carriage	4	4	4	2	4	4	4	1	5	3	5	2	
Stall at the neighborhood market	21	23	18	14	21	23	22	14	20	21	19	24	29
Grocer	91	90	91	89	92	90	91	91	86	93	89	94	91
Butcher	50	51	49	39	51	53	48	58	47	51	50	49	52
Bakery	58	57	59	47	60	60	58	58	54	60	59	58	51
Supermarket (self-service)	25	23	26	11	27	27	25	25	24	25	28	19	4
Hypermarket	3	2	3	2	2	4	3	5	4	3	4	2	
Wholesaler	5	5	6	2	4	7	5	8	8	4	6	4	
Malls	23	22	24	11	25	25	22	29	26	21	30	11	14
Other	3	4	3	8	2	3	4	2	3	3	3	3	3

Q106: In order to buy food do you use ...?
Multiple answers possible

Universe: National population, 16 to 30 years/
Values in percent

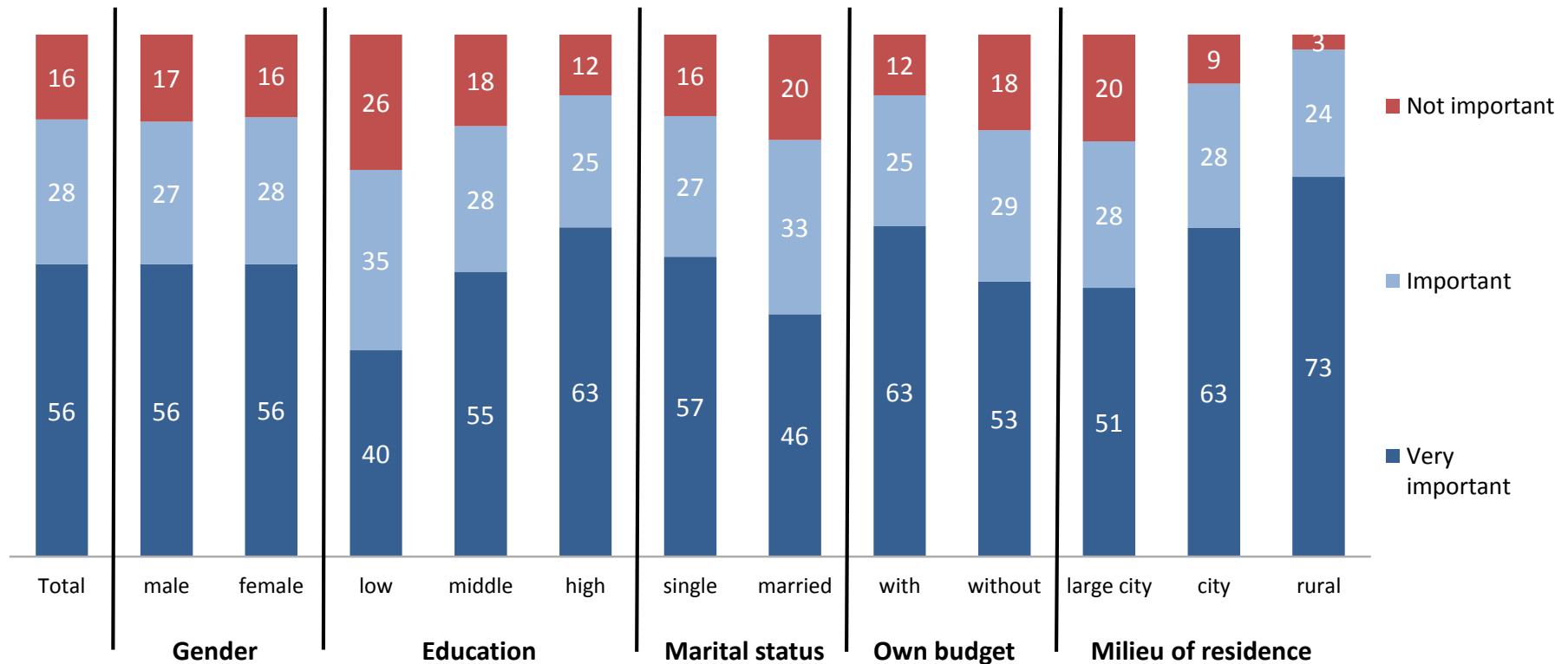
Tunisia: Frequency of buying food

	Gender			Education			Marital status		Own budget		Milieu of residence		
	Total	male	female	low	middle	high	single	married	with	without	large city	city	rural
Weekly market	4	5	3	3	3	5	4	4	7	3	4	3	8
Street vendor (sitting on the ground)	20	30	11	8	12	30	24		41	11	11	46	
Mobile hawker with carriage	19	21	17		11	30	20		26	15	16	40	
Stall at the neighborhood market	75	86	63	65	79	75	78	47	88	70	72	77	100
Grocer	90	91	90	91	89	92	90	94	89	91	89	93	93
Butcher	19	22	16	15	17	22	20	13	15	21	17	23	15
Bakery	81	80	82	79	79	83	80	87	81	81	82	79	86
Supermarket (self-service)	25	21	28	35	26	22	24	28	21	26	24	27	46
Hypermarket	20		34		36	14	26		10	27	20	20	
Wholesaler	5	3	8		10	3	7		4	6	5	6	
Malls	15	12	17	9	17	14	16	9	17	14	14	18	27

Q107: Can you please tell me the frequency of use of each selected outlet to buy food items?

Universe: National population, 16 to 30 years/Basis: respondents that mentioned at least one item in Q107; Respondents that ranked the respective item/ Values in percent "Daily"/"Every second day"

Tunisia: Importance of halal products



Q108: A lot of food products we are consuming are produced outside the Arab World. How important is it for you that all of them are halal products?

Universe: National population, 16 to 30 years/
Values in percent

Tunisia: Halal products

	Gender			Education			Marital status		Own budget		Milieu of residence		
	Total	male	female	low	middle	high	single	married	with	without	large city	city	rural
Cosmetics	5	2	8	1	2	9	5	4	6	5	4	7	2
Convenience food	10	9	11	7	7	15	10	11	12	10	9	13	8
Meat	15	14	16	14	11	20	15	13	20	13	14	20	2
Other	4	3	6	1	5	5	4	5	7	3	5	3	
None	58	58	57	64	60	53	57	59	48	62	59	54	57
Don't Know	20	23	17	20	22	18	20	17	23	19	20	19	31

Q109: Have you ever consciously bought a product – food or cosmetics – that was labeled as being halal? Multiple answers possible

Universe: National population, 16 to 30 years/
Values in percent

PUBLIC SPHERE

Tunisia: Important for life

	Gender			Education			Marital status		Own budget		Milieu of residence		
	Total	male	female	low	middle	high	single	married	with	without	large city	city	rural
Absence of violence	9,4	9,2	9,6	9,3	9,4	9,5	9,4	9,6	9,4	9,4	9,4	9,5	9,6
Security of basic needs	9,5	9,4	9,6	9,5	9,5	9,6	9,5	9,5	9,5	9,5	9,5	9,6	9,4
Basic rights for minorities	7,9	7,5	8,2	8,1	7,9	7,7	7,9	7,4	8,1	7,7	8,1	7,4	8,3
Freedom of opinion and speech	9,0	8,8	9,1	9,1	9,0	8,9	9,0	9,0	9,1	8,9	8,8	9,2	9,3
Freedom of assembly	8,6	8,5	8,7	8,7	8,6	8,6	8,6	8,8	8,8	8,5	8,4	8,9	9,3
Freedom to elect political leaders	7,6	7,5	7,8	7,9	7,6	7,6	7,6	7,8	7,8	7,6	7,4	8,1	8,6
Freedom of movement	8,7	8,7	8,7	8,7	8,6	8,8	8,7	8,4	8,8	8,6	8,5	8,9	9,4

Q110: How important for you life is...?
(1 = not at all important to 10 = totally important)

Universe: National population, 16 to 30 years/
Average scores

Tunisia: Three most important rights

	Gender			Education			Marital status		Own budget		Milieu of residence		
	Total	male	female	low	middle	high	single	married	with	without	large city	city	rural
Absence of violence	86	83	89	85	86	86	85	90	88	85	85	87	88
Security of basic needs	76	75	76	79	74	75	74	83	70	78	76	74	75
Basic rights for minorities	23	21	25	29	25	19	23	22	20	25	27	17	18
Freedom of opinion and speech	63	60	65	63	62	63	63	61	65	61	60	69	61
Freedom of assembly	16	17	14	15	16	16	16	10	14	16	15	16	20
Freedom to elect political leaders	11	13	10	7	12	13	11	10	17	9	10	13	17
Freedom of movement	25	30	20	21	24	27	25	21	25	25	25	24	20

Q111: Please rank the three most important rights for you.

Universe: National population, 16 to 30 years/
Values in percent "Rank 1, 2, or 3"

Tunisia: Three most important rights - Provision by state

	Gender			Education			Marital status		Own budget		Milieu of residence		
	Total	male	female	low	middle	high	single	married	with	without	large city	city	rural
Absence of violence	66	67	65	62	72	61	66	62	70	64	65	65	82
Security of basic needs	64	64	65	65	69	59	66	56	69	62	65	62	71
Basic rights for minorities	62	60	63	70	74	42	61	63	53	65	63	57	49
Freedom of opinion and speech	73	74	71	75	78	67	73	68	75	72	73	72	71
Freedom of assembly	64	64	64	70	63	62	66	44	66	63	58	70	86
Freedom to elect political leaders	72	67	79	66	76	70	70	86	75	70	68	75	100
Freedom of movement	59	55	65	55	57	62	58	69	65	56	54	66	100

Universe: National population, 16 to 30 years/

Q112: Related to these three rights, can the state provide what you need?

Basis: Respondents that ranked the respective item / Values in percent "yes"

Tunisia: Preferred political system

	Gender			Education			Marital status		Own budget		Milieu of residence		
	Total	male	female	low	middle	high	single	married	with	without	large city	city	rural
A strong man who governs the country	23	25	21	36	21	21	23	22	22	24	24	22	27
A strong woman who governs the country	2	1	3	3	2	2	2	2	2	2	2	1	2
A religious state based on sharia	4	5	2	3	5	3	4	3	4	4	3	5	3
A socialist system	2	2	2	2	2	3	2	1	1	3	2	2	
A combined socialist and Islamic system	2	2	2	2	3	2	3		3	2	2	2	6
A democratic system	52	49	55	42	51	55	51	59	54	51	50	55	51
A combined democratic and Islamic system	7	8	7	6	8	7	8	2	7	7	9	5	3
A system without nation states	0		0			0	0			0	0		
Other	1	1	1	0	0	1	1		1	0	1	1	2
Don't know	7	7	7	6	7	6	6	10	7	7	7	7	6

Q113: If you look around the world, what kind of political system would you prefer?

Universe: National population, 16 to 30 years/
Values in percent

Tunisia: Trust in institutions I

	Gender			Education			Marital status		Own budget		Milieu of residence		
	Total	male	female	low	middle	high	single	married	with	without	large city	city	rural
Public health system	24	26	22	28	23	23	24	27	23	24	22	28	28
Educational system	28	29	28	31	32	24	28	31	23	31	28	29	28
Media	16	15	17	22	20	9	15	18	10	18	15	18	8
Family	90	90	91	92	89	90	90	92	87	92	92	89	77
United Nations	13	12	13	15	14	10	12	15	14	12	13	12	11
Police	26	25	27	21	33	22	25	35	24	27	26	27	24
Government	13	11	15	13	16	10	12	16	11	14	12	14	15
Trade Unions	8	8	9	9	12	5	8	10	6	9	8	9	6
Parliament	8	7	9	8	12	5	8	10	7	9	8	8	9

Q114: What about your trust in different institutions?

Universe: National population, 16 to 30 years/
Values in percent "trust in institution"

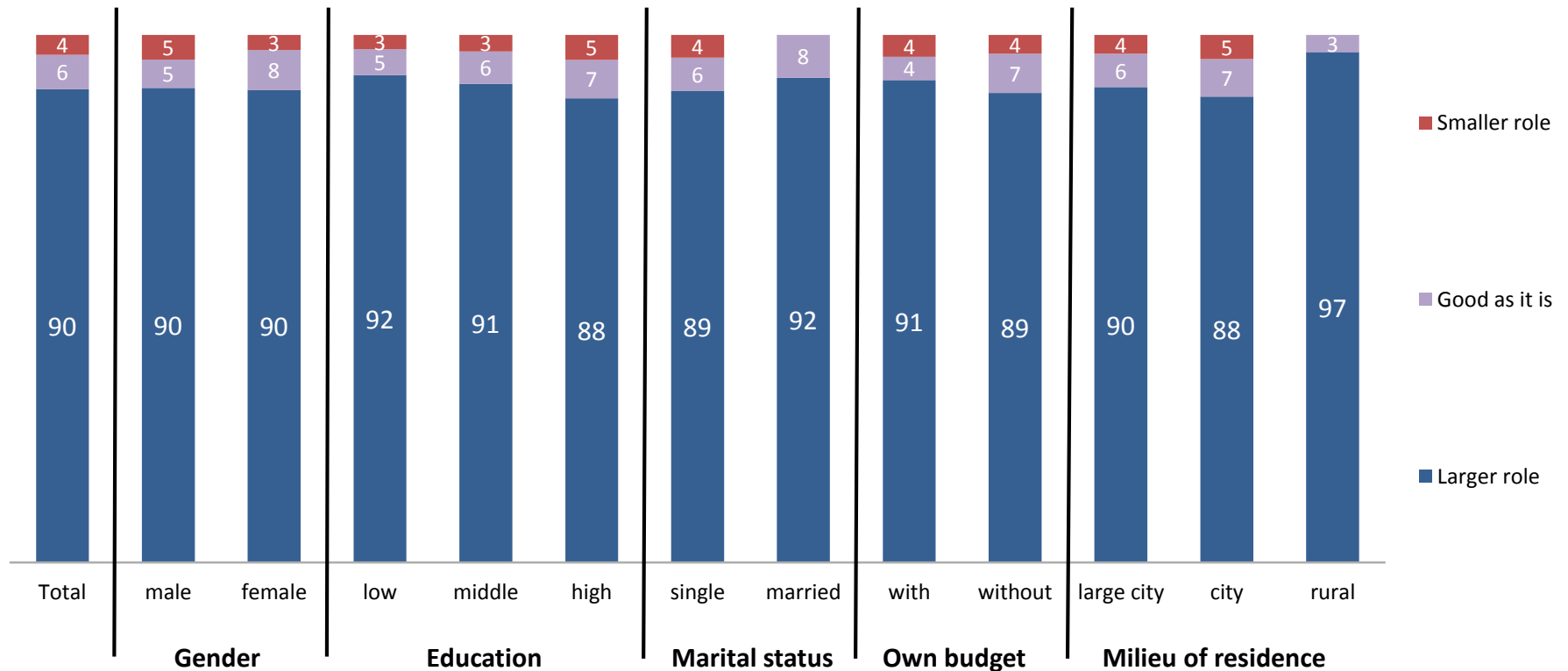
Tunisia: Trust in institutions II

	Gender			Education			Marital status		Own budget		Milieu of residence		
	Total	male	female	low	middle	high	single	married	with	without	large city	city	rural
Zawiya	3	2	3	1	5	1	3	3	2	3	3	2	5
Human rights NGOs	12	13	12	10	15	11	13	9	10	13	14	10	10
Neighbourhood associations	7	7	7	6	9	6	8	5	7	7	6	9	8
Tribe	7	8	5	6	7	6	7	4	5	7	6	7	11
Parties	3	3	2	4	3	1	3		2	3	2	3	7
Religious organisations	11	11	10	10	15	7	11	9	7	12	11	11	12
Legal system and courts	30	28	32	29	32	28	29	37	29	30	27	36	24
Military	72	71	72	77	76	66	72	73	64	75	73	70	65
Militias (armed groups)	3	2	4	4	3	3	3	2	1	4	3	3	10

Universe: National population, 16 to 30 years/
Values in percent "trust in institution"

Q114: What about your trust in different institutions?

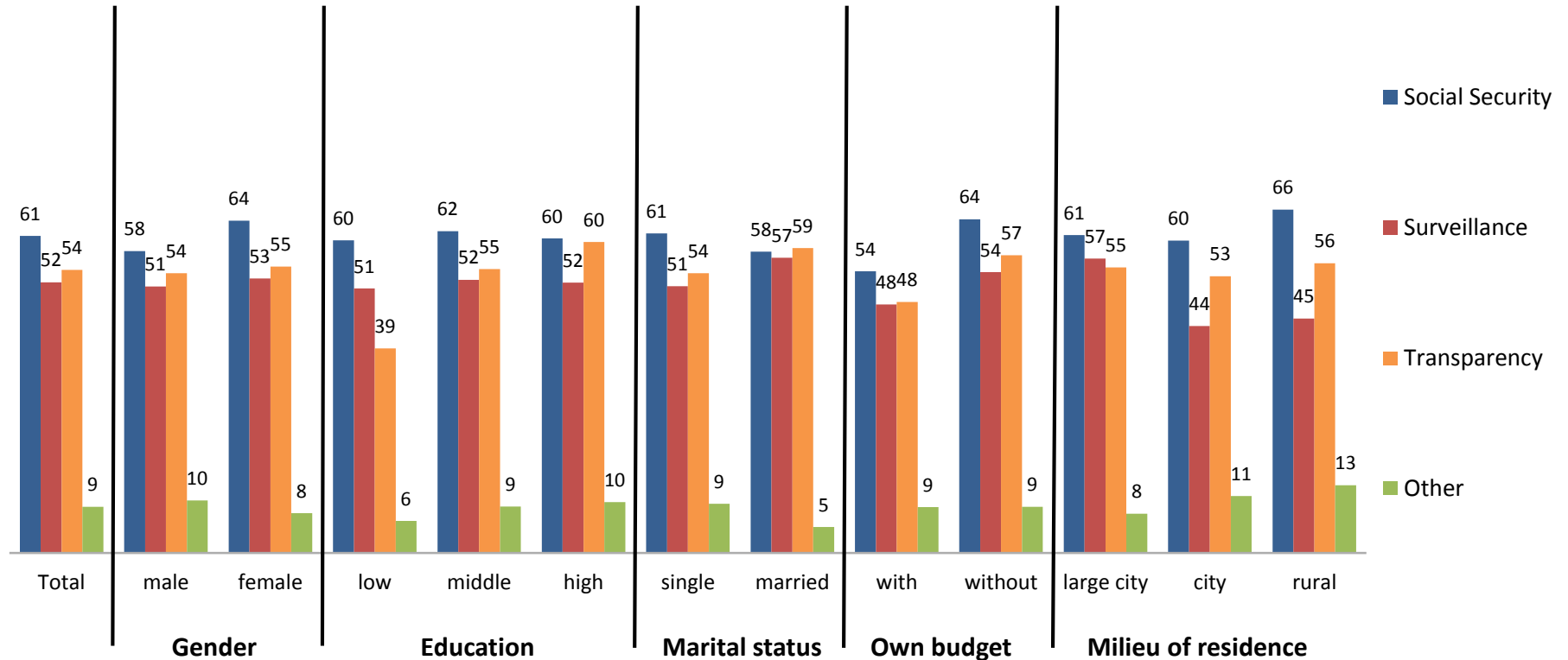
Tunisia: Role of state in daily life



Q115: Should the state play a larger or a smaller role in daily life or is it good as it is at the moment?

Universe: National population, 16 to 30 years/
Values in percent

Tunisia: Larger role of state in daily life



Q116: If larger: Can you please specify the area where the state should be more present?
Multiple answers possible

Universe: National population, 16 to 30 years/
Basis: Respondents that want the state to have a larger role (Q115)/
Values in percent

Tunisia: Events in the MENA region

	Gender			Education			Marital status		Own budget		Milieu of residence		
	Total	male	female	low	middle	high	single	married	with	without	large city	city	rural
Arab Spring	13	13	13	9	13	13	12	13	10	14	13	10	21
Revolution	40	41	40	47	41	37	40	45	40	40	37	45	50
Insurgency	2	3	2	1	2	3	2	2	3	2	3	1	4
Riot	10	9	11	14	9	9	10	11	9	10	12	7	
Rebellion	6	5	7	3	6	7	7	2	6	6	8	4	
Uprising	14	13	15	10	15	15	15	7	11	15	16	10	14
Civil war	7	6	9	13	7	6	7	6	4	9	10	2	
Foreign intervention	13	14	13	9	11	17	13	12	11	14	14	12	8
Coup d'état (<i>inqilab</i>)	8	8	8	6	7	10	9	5	9	8	10	6	
Anarchy (<i>fawda</i>)	18	17	18	13	21	17	18	17	16	19	21	13	5
Popular movement (<i>haraka sha'biyya</i>)	11	12	10	6	11	12	10	15	14	9	12	6	18
Other	3	2	3		3	3	3	2	3	3	3	1	2

Q118: How do you term the events that are taking place in the MENA region since late 2010/early 2011? Multiple answers possible

Universe: National population, 16 to 30 years/
Values in percent

Tunisia: Statements on events I

	Gender			Education			Marital status		Own budget		Milieu of residence		
	Total	male	female	low	middle	high	single	married	with	without	large city	city	rural
The events did not change anything	65	64	65	64	67	63	65	61	63	65	66	63	59
The events are continuing	58	59	57	60	60	55	58	56	56	59	60	56	48
The events were started by the youth and then hijacked by others	76	78	75	80	73	77	77	73	72	78	77	75	64
The events united the youth globally	30	32	28	37	29	28	31	21	24	32	29	32	21
The events were of great importance for myself	24	25	23	23	25	24	25	15	23	25	25	23	22
The events were enabled by the secular youth	15	13	16	22	15	12	16	8	15	15	15	15	7
The Muslim Brotherhood made the events happen	9	7	10	12	9	6	8	9	8	9	8	10	7
The Islamists are strengthened by the events	29	29	29	34	27	29	30	23	27	30	29	30	14
The events changed my life	18	20	17	20	17	18	19	14	17	19	18	19	12

Universe: National population, 16 to 30 years/
Values in percent "agree"

Q119: Now, talking about these events, how would you judge the following statements?

Tunisia: Statements on events II

	Gender			Education			Marital status		Own budget		Milieu of residence		
	Total	male	female	low	middle	high	single	married	with	without	large city	city	rural
With the events we are better off today	11	10	11	13	9	11	11	9	10	11	9	14	7
The events enabled Islamic solidarity to grow	13	11	15	15	12	14	13	15	14	13	12	16	10
The events enabled the secular forces to grow	15	15	15	14	14	16	15	12	17	14	14	18	9
The events brought the Arab people closer to each other	24	23	26	31	25	21	25	18	20	26	25	24	10
The events are responsible for widespread violence	61	60	62	69	59	60	61	58	56	63	65	57	29
International actors have supported Arab regimes too long	29	33	25	24	25	33	29	24	32	27	28	31	28
External actors instigated the events	42	46	39	34	38	49	44	35	43	42	41	46	34
International actors have worked long for the Arab regimes to fall	42	44	40	30	40	48	43	33	43	42	42	44	31
The US wanted to stir up the whole region	43	47	38	31	41	48	44	33	44	42	41	47	37

Universe: National population, 16 to 30 years/
Values in percent "agree"

Q119: Now, talking about these events, how would you judge the following statements?

Tunisia: Statements on role in society

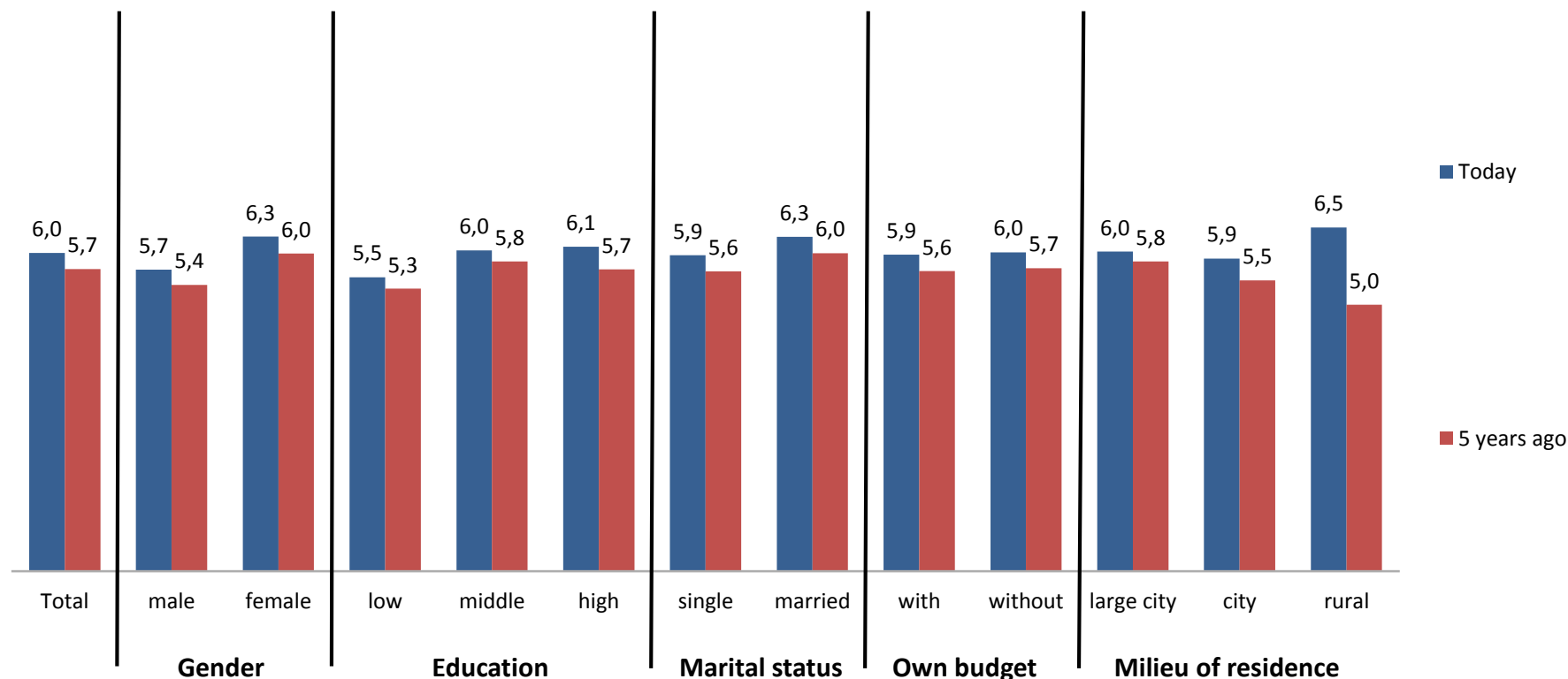
		Gender		Education			Marital status		Own budget		Milieu of residence		
	Total	male	female	low	middle	high	single	married	with	without	large city	city	rural
I perceive myself as a citizen with the same rights as all other citizens	7,4	7,1	7,6	6,6	7,6	7,4	7,3	7,7	7,7	7,2	7,1	7,8	7,7
In this society not everybody has the same rights	6,9	6,9	6,9	7,0	6,5	7,2	6,8	7,0	6,8	6,9	6,6	7,4	7,7
I feel excluded from society	3,5	3,5	3,5	3,6	3,7	3,4	3,6	3,3	3,6	3,5	3,6	3,3	3,9
I am part of a minority	2,5	2,6	2,4	3,0	2,6	2,3	2,5	2,6	2,4	2,6	2,7	2,3	2,1

Q120: Please, consider the following statements. Do you rather disagree or agree?
Scale from 1 (Completely disagree) through 10 (Completely agree)

Universe: National population, 16 to 30 years/
Average values

SOCIETY AND IDENTITY

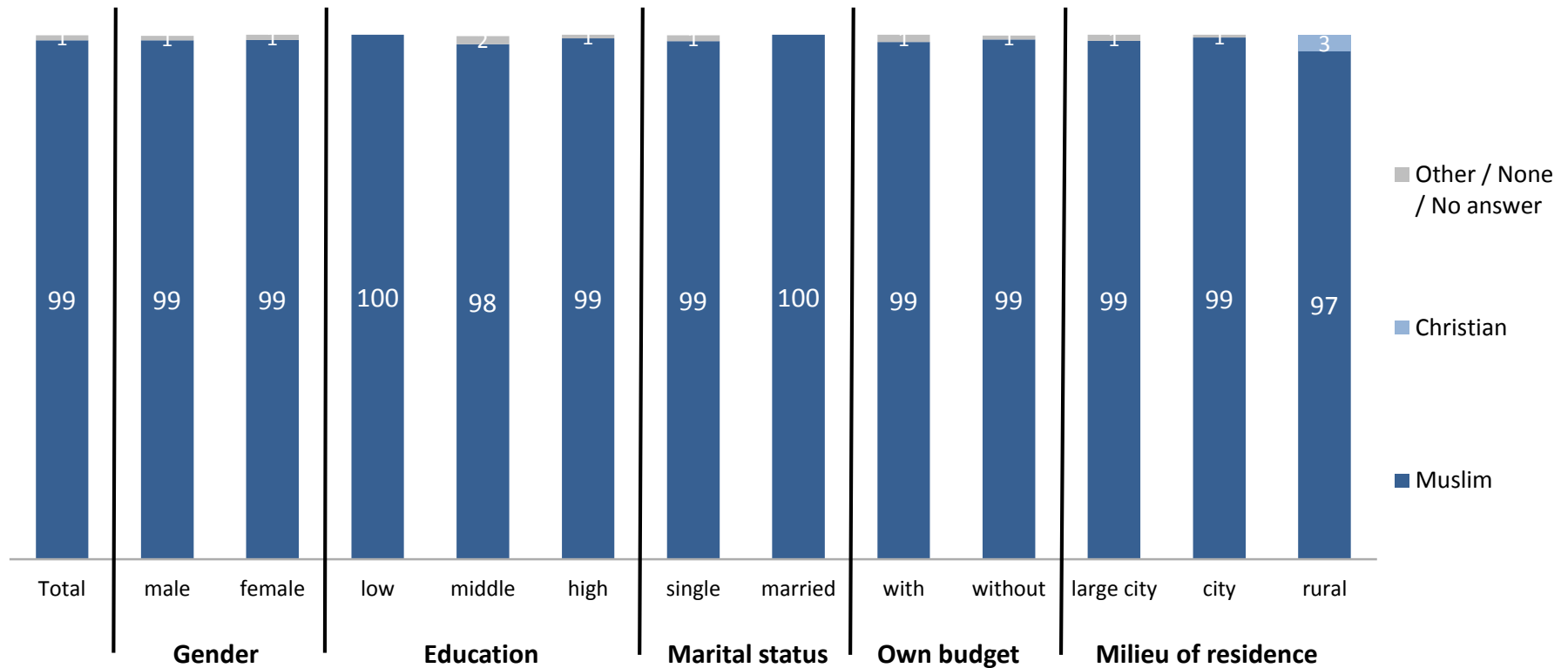
Tunisia: Religion



Q121a: How religious are you today, on a scale from 1 = not religious at all to 10 = very religious?
Q121b: How religious were you 5 years ago, on a scale from 1 = not religious at all to 10 = very religious?

Universe: National population, 16 to 30 years/
Average values

Tunisia: Religious conviction



Q122: Would you tell me your religious conviction?

Universe: National population, 16 to 30 years/
Values in percent

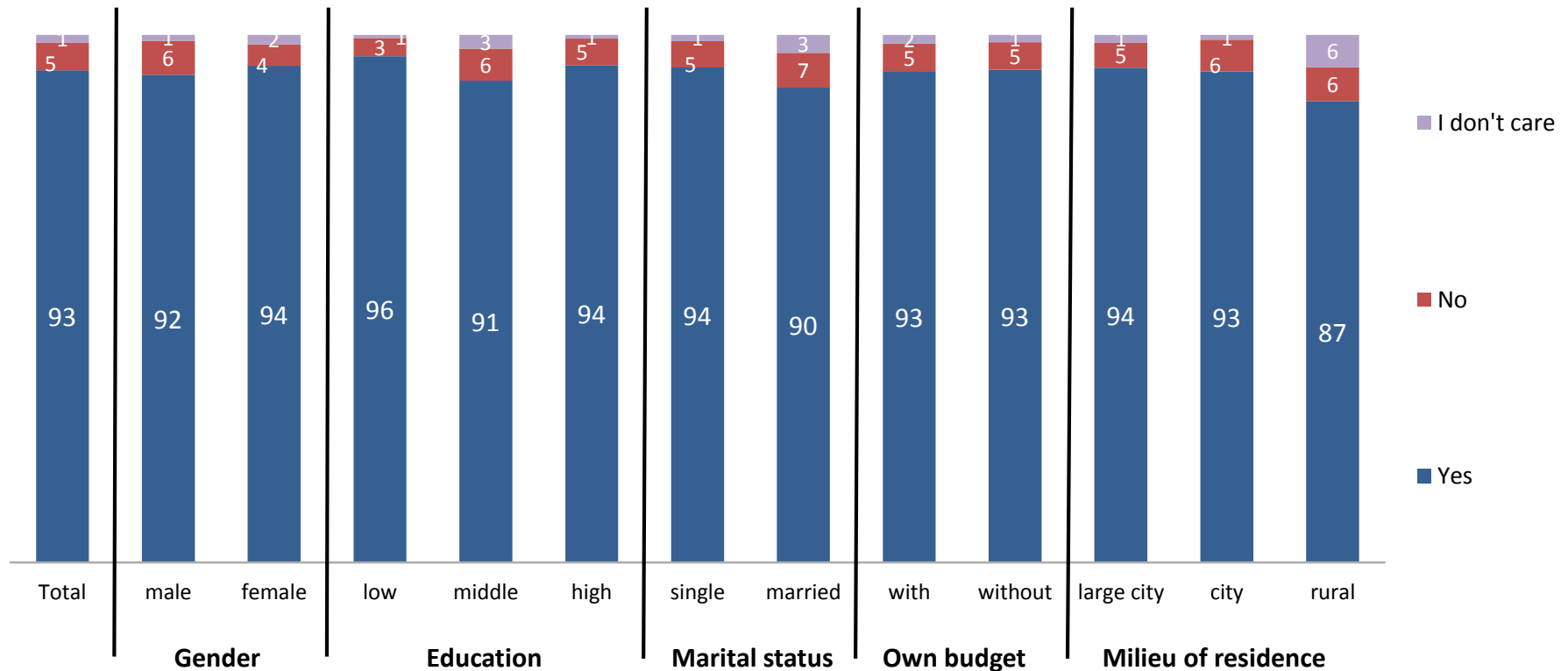
Tunisia: Religious signs

	Gender			Education			Marital status		Own budget		Milieu of residence		
	Total	male	female	low	middle	high	single	married	with	without	large city	city	rural
Prayer bump	1	0	1		1	1	1	1	1	0	1	1	
Headscarf (for women only)	19		37	17	15	23	16	35	19	18	18	19	28
Niqâb (for women only)	0		0		0		0			0	0		
Tattoo													
Cross													
Short djellaba (for men only)	0	0		0		0	0	1	1		0	0	
None	75	92	58	80	79	70	77	60	74	76	79	70	62
Other	6	7	5	3	6	6	6	3	6	6	3	11	10

Q123: Which visible signs of your religious orientation are you wearing/using?
(Interviewer: observe, don't ask.)

Universe: National population, 16 to 30 years/
Values in percent

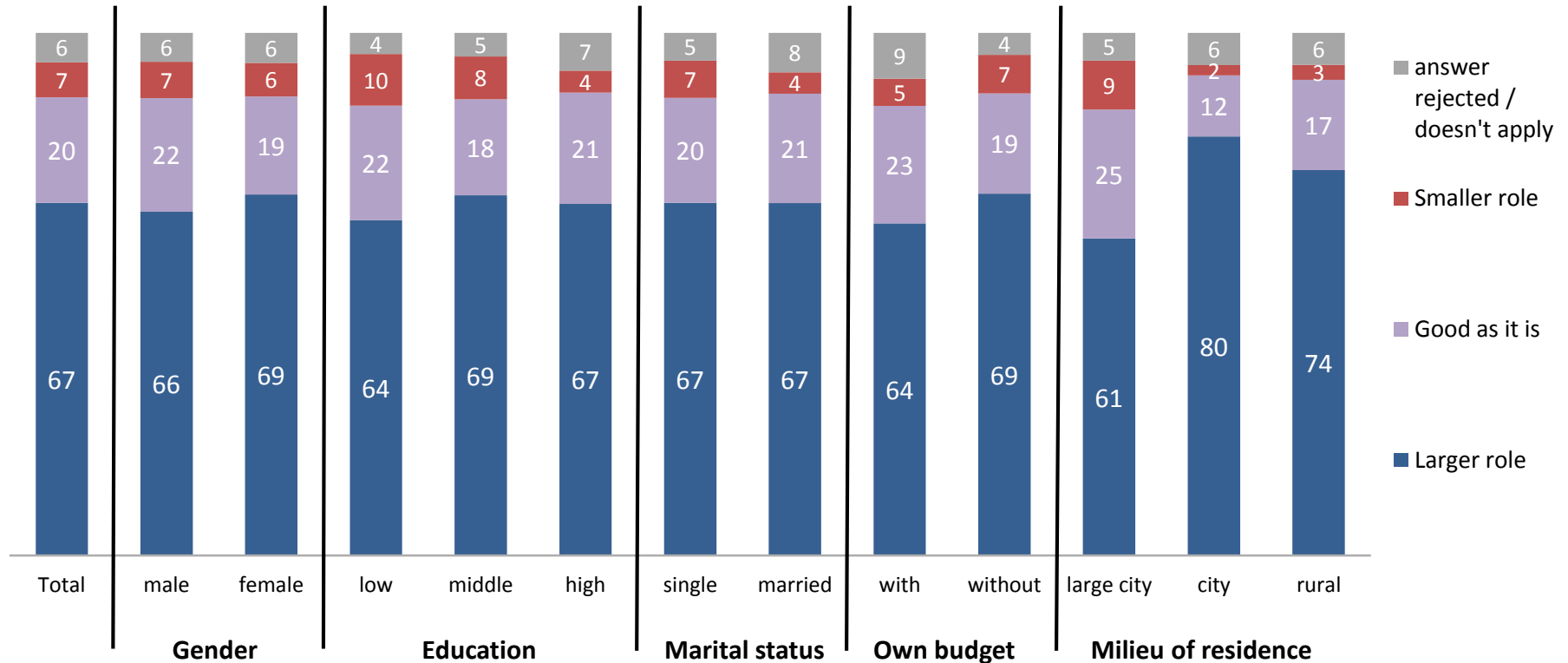
Tunisia: Religion as private matter



Q124: What do you think? "Religion is a private matter and nobody should interfere."

Universe: National population, 16 to 30 years/
Values in percent

Tunisia: Role of Islam



Q125: Should Islam play a larger or a smaller role in daily life, or is it good as it is at the moment? (Auto-code 'does not apply' for non-Muslims)

Universe: National population, 16 to 30 years/
Values in percent

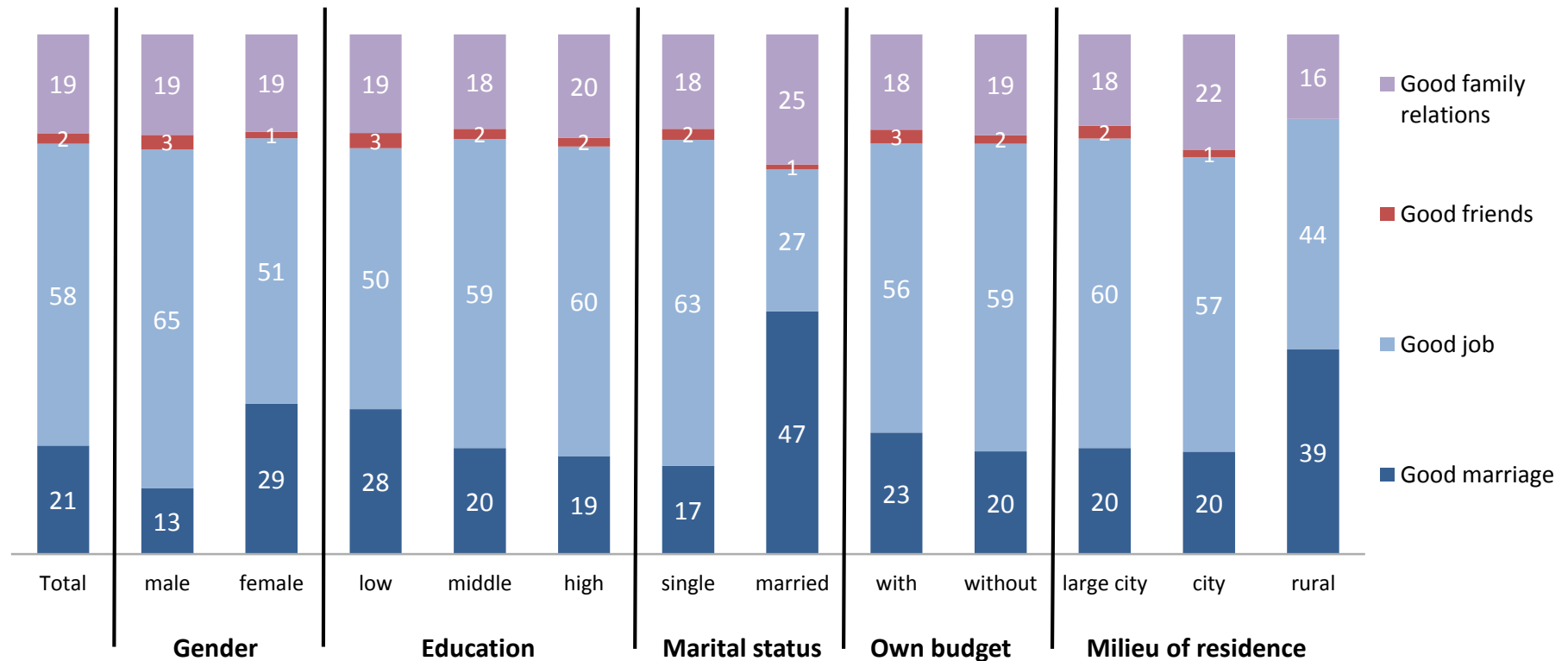
Tunisia: Attachment to groups

	Gender			Education			Marital status		Own budget		Milieu of residence		
	Total	male	female	low	middle	high	single	married	with	without	large city	city	rural
Your national community	7,1	7,1	7,1	7,1	7,2	7,1	7,1	7,5	6,9	7,2	7,2	7,1	6,9
Your religious community	7,1	7,1	7,2	7,1	7,2	7,1	7,0	7,9	7,0	7,2	7,1	7,2	7,1
The Arab nation	6,2	6,1	6,4	6,2	6,3	6,2	6,1	7,0	6,2	6,2	6,2	6,3	6,1
Your tribal community	5,9	5,8	6,0	6,2	6,2	5,5	5,8	6,5	6,0	5,8	6,0	5,6	6,3
People of your region	7,9	8,0	7,8	8,0	7,9	7,8	7,9	7,9	7,9	7,8	7,6	8,2	8,9
Your family	9,3	9,2	9,3	9,2	9,3	9,3	9,3	9,4	9,1	9,4	9,2	9,5	9,5
Young people around the world	5,1	5,4	4,7	5,4	4,9	5,1	5,2	4,4	5,3	5,0	4,9	5,3	5,3

Q126: What about your attachments to different groups. Do you feel attached to...?
Scale from 1 = not attached at all through 10 =Totally attached

Universe: National population, 16 to 30 years/
Average values

Tunisia: Personal future



Q127: What is most important for your personal future?

Universe: National population, 16 to 30 years/
Values in percent

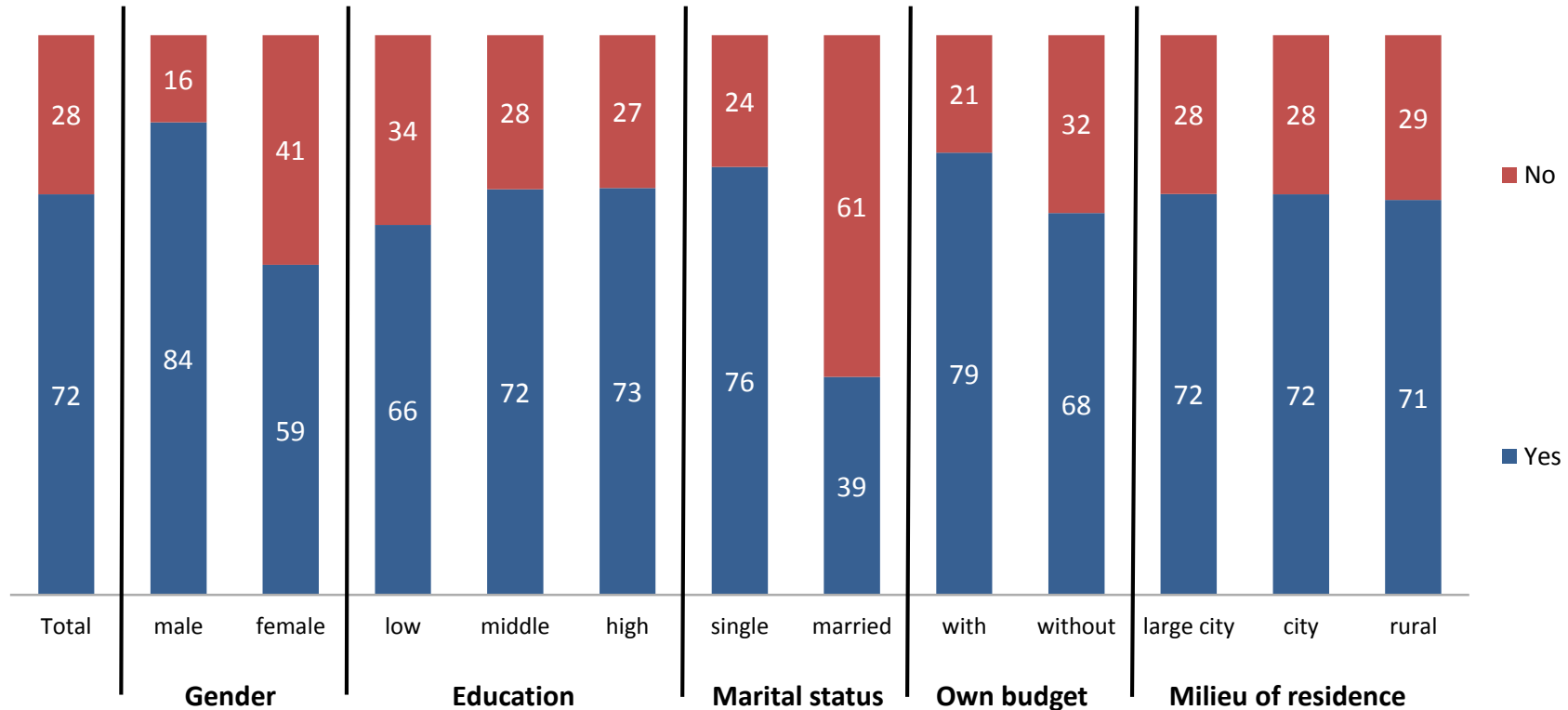
Tunisia: Connection to young people

	Gender			Education			Marital status		Own budget		Milieu of residence		
	Total	male	female	low	middle	high	single	married	with	without	large city	city	rural
Music scene	28	31	25	26	29	29	30	17	31	27	27	30	37
Soccer	26	38	15	20	28	27	29	11	30	24	26	28	17
Other sports	28	47	9	26	29	28	31	9	33	26	27	29	37
Human rights movements	26	24	27	21	25	28	27	19	26	26	27	23	23
Fashion	34	34	35	24	36	36	36	23	36	34	34	33	44
Gaming	28	35	21	22	28	30	30	14	31	27	28	27	31
Travel	25	27	24	21	22	30	27	16	29	24	25	26	23
Religious groups	11	11	11	8	12	12	11	12	13	10	12	9	5
Other	11	12	11	8	8	15	11	12	15	9	13	8	7

Q128: Do you feel connected to young people in other countries who share the same interests?

Universe: National population, 16 to 30 years/
Values in percent "yes"

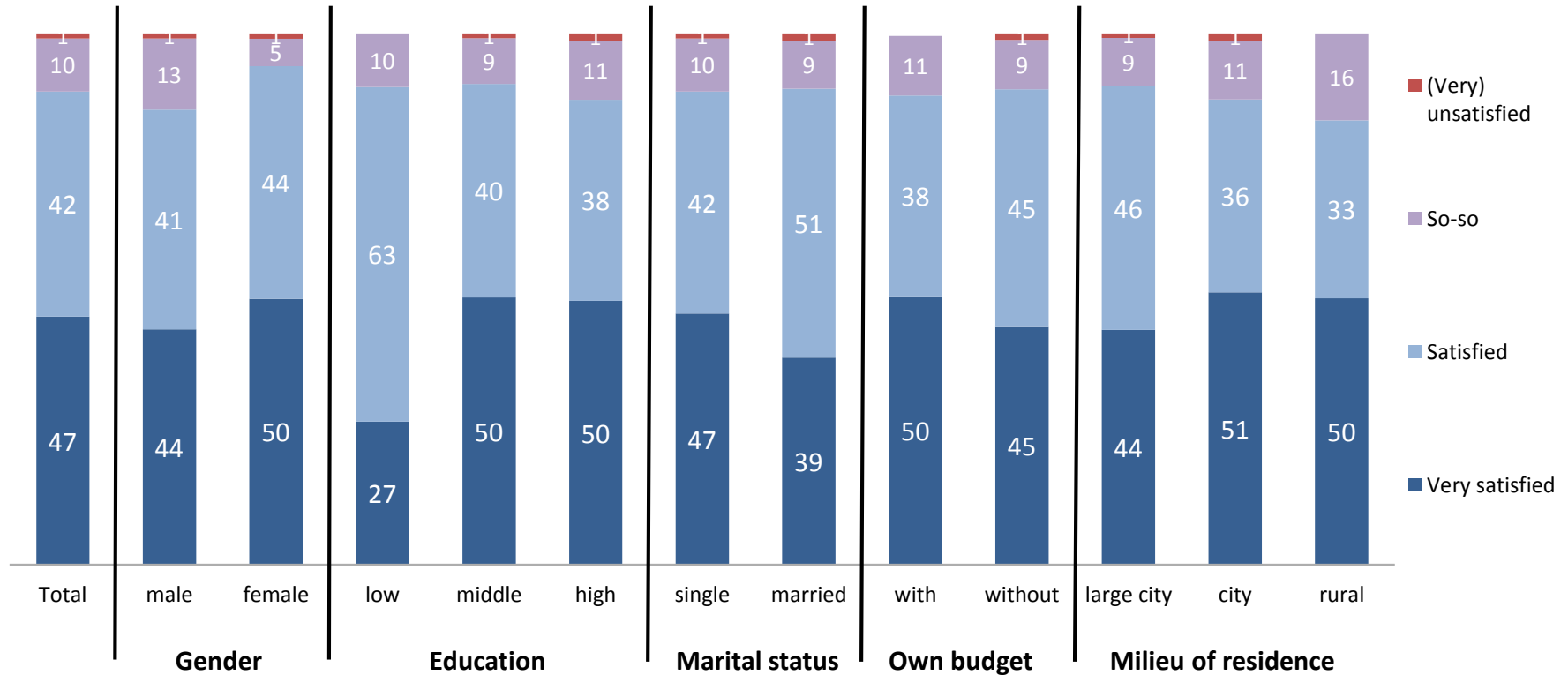
Tunisia: Part of a clique



Q129: Are you part of a fixed group of friends – a “clique” – that is meeting frequently and where everybody knows one another very well?

Universe: National population, 16 to 30 years/
Values in percent

Tunisia: Clique satisfaction



Q130: How satisfied are you with your circle of friends?

Universe: National population, 16 to 30 years/
Basis: Respondents that are part of a clique (Q129)/
Values in percent

Tunisia: Importance of aspects I

	Gender			Education			Marital status		Own budget		Milieu of residence		
	Total	male	female	low	middle	high	single	married	with	without	large city	city	rural
Respecting law and order	9,1	9,0	9,2	9,1	9,1	9,1	9,1	9,2	9,2	9,1	9,0	9,3	9,8
Achieving a high standard of living	9,5	9,4	9,5	9,5	9,5	9,4	9,5	9,4	9,5	9,4	9,4	9,6	9,6
Paying attention to the codes of honour and shame	9,3	9,2	9,3	9,5	9,2	9,2	9,2	9,4	9,2	9,3	9,2	9,4	9,7
Having power and exerting influence	5,9	6,1	5,8	6,5	5,9	5,8	6,0	5,7	6,2	5,8	5,7	6,2	6,8
Developing my own imagination and creativity	8,4	8,4	8,4	8,3	8,5	8,3	8,5	7,9	8,6	8,3	8,3	8,6	8,8
Aiming for more security	9,2	9,1	9,2	9,1	9,2	9,2	9,2	9,0	9,3	9,1	9,1	9,4	9,1
Acting independent from the advices of others	7,8	7,8	7,9	7,6	7,9	7,8	7,9	7,5	8,1	7,7	7,6	8,2	8,6

Q131: As individuals we have imaginations and visions about our personal life, our attitudes and behavior. If you reflect about possible achievements in your life, how important are the following points for you, on a scale from 1 = absolutely unimportant to 10 = absolutely important?

Universe: National population, 16 to 30 years/
Average values

Tunisia: Importance of aspects II

	Gender			Education			Marital status		Own budget		Milieu of residence		
	Total	male	female	low	middle	high	single	married	with	without	large city	city	rural
Supporting socially excluded and marginalised people	8,3	8,3	8,3	8,3	8,3	8,3	8,3	8,2	8,6	8,2	8,1	8,7	8,6
Pursuing my own agenda, even if against interest of others	5,4	5,6	5,2	6,3	5,4	5,1	5,4	5,2	5,8	5,2	5,2	5,9	5,2
Being diligent, hardworking and ambitious	8,6	8,7	8,5	8,4	8,7	8,6	8,6	8,4	8,9	8,5	8,4	8,8	9,5
Tolerating opinions that I actually would not agree with	8,3	8,2	8,3	8,2	8,3	8,3	8,3	8,3	8,5	8,1	8,1	8,5	9,3
Engaging in politics	4,1	4,3	3,9	4,9	3,9	4,0	4,1	4,1	4,1	4,1	4,0	4,3	5,0
Being able to select my partner by myself	8,9	8,9	8,9	8,5	9,0	9,0	8,9	8,7	9,2	8,8	8,7	9,1	9,0
Enjoying life as much as possible	8,8	8,8	8,8	8,7	8,8	8,9	8,9	8,5	9,2	8,7	8,7	9,0	9,5

Q131: As individuals we have imaginations and visions about our personal life, our attitudes and behavior. If you reflect about possible achievements in your life, how important are the following points for you, on a scale from 1=absolutely unimportant to 10=absolutely important?

Universe: National population, 16 to 30 years/
Average values

Tunisia: Importance of aspects III

	Gender			Education			Marital status		Own budget		Milieu of residence		
	Total	male	female	low	middle	high	single	married	with	without	large city	city	rural
Doing what the others do	5,5	5,6	5,4	6,3	5,6	5,1	5,4	5,8	5,7	5,3	5,2	5,9	7,2
Safeguarding the traditions of my home-country	8,1	8,0	8,1	8,3	8,0	8,1	8,1	8,3	8,4	7,9	7,7	8,6	9,3
Engaging in a good family life	9,1	9,0	9,2	8,8	9,1	9,2	9,1	8,9	9,2	9,1	8,9	9,4	9,5
Being proud of the history of my country	8,5	8,4	8,5	8,5	8,5	8,4	8,5	8,5	8,8	8,3	8,3	8,8	9,5
Avoiding Westernisation	7,5	7,4	7,5	7,5	7,4	7,6	7,4	7,9	7,7	7,4	7,2	8,0	8,2
Having a partner that I can trust in	9,1	9,0	9,1	8,9	9,2	9,1	9,1	9,2	9,2	9,0	9,0	9,3	9,4
Having good friends, who appreciate and accept me	8,8	8,8	8,7	8,3	8,8	8,9	8,8	8,5	9,0	8,7	8,5	9,2	9,7

Q131: As individuals we have imaginations and visions about our personal life, our attitudes and behavior. If you reflect about possible achievements in your life, how important are the following points for you, on a scale from 1=absolutely unimportant to 10=absolutely important?

Universe: National population, 16 to 30 years/
Average values

Tunisia: Importance of aspects IV

	Gender			Education			Marital status		Own budget		Milieu of residence		
	Total	male	female	low	middle	high	single	married	with	without	large city	city	rural
Being connected with others	8,5	8,6	8,5	8,4	8,5	8,6	8,6	8,2	8,8	8,4	8,3	8,9	9,5
Living consciously a healthy life	9,0	8,9	9,1	8,9	9,1	8,9	9,0	9,0	9,0	9,0	8,8	9,3	9,6
Allowing my decision to be guided by my emotions	6,1	5,9	6,2	6,2	5,9	6,2	6,0	6,3	6,5	5,9	5,5	7,0	7,5
Being financially independent from others	8,6	8,7	8,6	8,4	8,6	8,7	8,6	8,6	9,0	8,5	8,4	9,1	9,2
Acting environmentally conscious in any circumstance	8,5	8,4	8,6	8,3	8,6	8,6	8,5	8,6	8,9	8,4	8,3	8,9	9,5
Believing in God	9,4	9,4	9,4	9,2	9,5	9,5	9,5	9,3	9,5	9,4	9,3	9,6	9,8
Spreading the message of Islam	8,6	8,5	8,8	8,6	8,8	8,6	8,7	8,6	8,7	8,6	8,5	8,9	8,8

Q131: As individuals we have imaginations and visions about our personal life, our attitudes and behavior. If you reflect about possible achievements in your life, how important are the following points for you, on a scale from 1=absolutely unimportant to 10=absolutely important?

Universe: National population, 16 to 30 years/
Average values

Tunisia: Contact in case of need for money

	Gender			Education			Marital status		Own budget		Milieu of residence		
	Total	male	female	low	middle	high	single	married	with	without	large city	city	rural
My partner	9	3	15	12	8	10	5	40	6	11	11	7	10
Family	86	87	84	81	89	84	89	60	80	88	86	87	75
Friends	16	23	9	18	15	16	16	11	20	14	17	13	22
Neighbours	1	1	1	1	1	1	1		1	0	1	0	3
Awlâd bled	0		0			0	0		1		0		
Internet platforms													
Religious scholars													
Public institutions	1	1	1	1	1	1	1	2	0	1	2	0	
Private initiatives	0		0		0		0			0	0		
Nobody	3	3	3	2	3	3	3	2	5	2	2	3	3
Other	1	1	0	0	1	1	1	2	1	1	1	1	3

Q132: Whom do you approach in case you need money?
Multiple answers possible

Universe: National population, 16 to 30 years/
Values in percent

Tunisia: Contact in case of job-seeking

	Gender			Education			Marital status		Own budget		Milieu of residence		
	Total	male	female	low	middle	high	single	married	with	without	large city	city	rural
My partner	2	0	4	2	1	3	1	8	2	2	1	2	10
Family	23	22	24	22	24	23	24	16	30	20	19	29	31
Friends	12	17	8	18	12	11	13	5	13	12	12	13	12
Neighbours	3	3	3	5	2	3	3	2	2	3	2	4	3
Awlâd bled	6	8	5	9	5	7	7	2	8	6	6	6	8
Internet platforms	20	20	20	6	18	27	21	17	21	20	25	11	11
Religious scholars	1	1	1		1	0	1	1		1	1	1	
Public institutions	39	39	39	38	36	42	38	49	30	43	41	39	17
Private initiatives	10	11	9	10	8	11	10	8	9	10	12	6	3
Nobody	6	6	6	6	7	5	6	6	8	6	5	8	7
Other	1	1	2	3	2	0	1	1	0	2	2	1	3

Q132: Whom do you address in case you are looking for work?
Multiple answers possible

Universe: National population, 16 to 30 years/
Values in percent

Tunisia: Contact in case of sickness

	Gender			Education			Marital status		Own budget		Milieu of residence		
	Total	male	female	low	middle	high	single	married	with	without	large city	city	rural
My partner	8	4	12	6	7	8	4	33	7	8	8	5	13
Family	76	76	75	68	79	75	78	61	83	73	77	75	67
Friends	2	3	1	4	2	2	3		3	2	2	3	
Neighbours	0	0	0	1		0	0		0	0		1	
Awlâd bled	0	0				0	0			0	0	0	
Internet platforms	1	1	0		1	0	0	1	0	1	1	0	
Religious scholars	0		0		0		0		0		0		
Public institutions	16	16	16	21	14	15	15	18	9	19	15	19	11
Private initiatives	1	2	1	1	1	2	1		1	1	1	1	
Nobody	2	2	2	2	1	2	2	1	2	2	1	2	3
Other	1	2	1	4	1	1	1	2	2	1	1	1	5

Q132: Whom do you address in case you are sick?
Multiple answers possible

Universe: National population, 16 to 30 years/
Values in percent

Tunisia: Contact in case of personal problems

	Gender			Education			Marital status		Own budget		Milieu of residence		
	Total	male	female	low	middle	high	single	married	with	without	large city	city	rural
My partner	16	10	21	16	14	17	12	43	13	17	18	12	20
Family	52	51	53	53	52	51	52	49	56	50	49	58	45
Friends	29	32	25	31	28	28	32	7	30	28	30	26	33
Neighbours	1	1	0	0	1	1	1		1	0	0	1	
Awlâd bled	0	0				1	0			0	0		
Internet platforms	0	0			0		0			0		0	
Religious scholars	0		0		0		0		0		0		
Public institutions	0	1	0	0	1	0	0			1	0	0	
Private initiatives													
Nobody	11	14	9	7	14	11	12	6	11	12	12	11	8
Other	1	1	0	1	0	1	1	1	1	1	1	0	3

Q132: Whom do you address in case of personal problems?
Multiple answers possible

Universe: National population, 16 to 30 years/
Values in percent

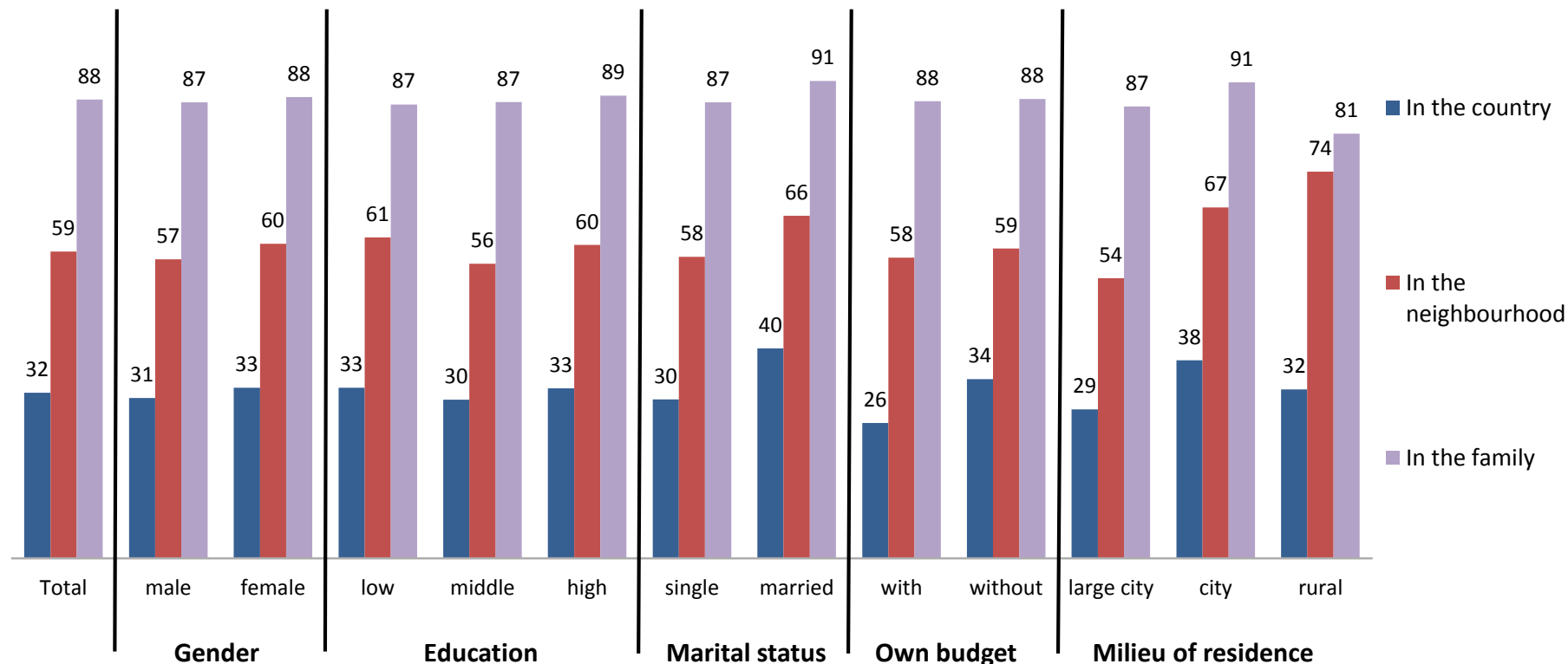
Tunisia: Family life

	Total	male	female	low	middle	high	single	married	with	without	large city	city	rural
One needs a family	96	95	98	95	97	96	96	99	96	97	96	97	100
One can live alone and be happy	3	4	2	3	2	3	3		3	3	3	3	
Alone, one definitely is happier	0	0	0			1	0		0	0	0	0	
Not sure	0	1	0	1	0	0	0	1	1	0	1	0	

Q133: Do you believe that one needs a family to live a happy life or can one be as happy or even happier living alone?

Universe: National population, 16 to 30 years/
Values in percent

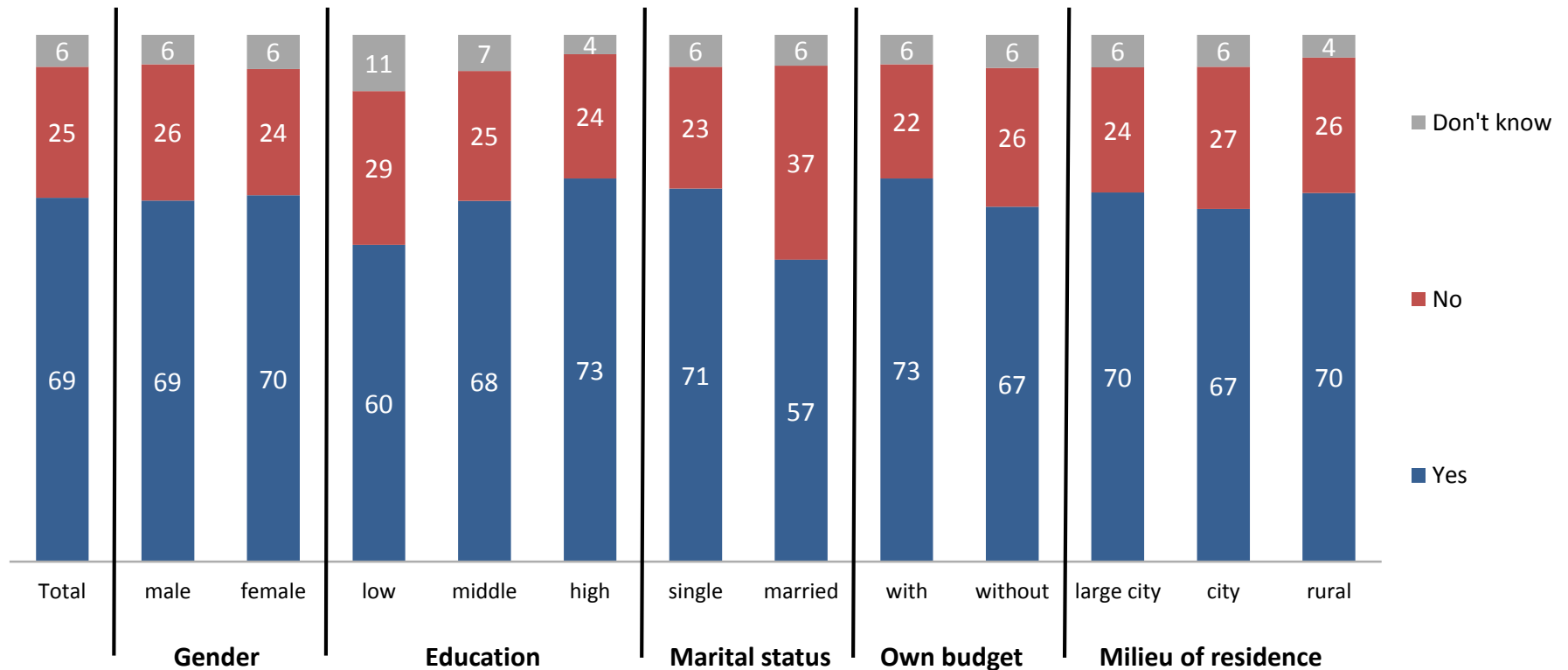
Tunisia: Harmony between men and women



Q134: How would you describe the relations between men and women in your country / in your neighbourhood / in your family? (In harmony or in tension?)

Universe: National population, 16 to 30 years/
Values in percent answer "in harmony" /
missing values "in tension" and "don't know"

Tunisia: Finding a partner



Q135: Has it become more difficult to find a partner in recent years?

Universe: National population, 16 to 30 years/
Values in percent

Tunisia: Finding a partner: men

	Gender			Education			Marital status		Own budget		Milieu of residence		
	Total	male	female	low	middle	high	single	married	with	without	large city	city	rural
Women demand higher financial security	42	42		39	40	44	41	51	39	43	41	40	66
Women no longer accept traditional rules	14	14		7	14	16	14	21	16	13	15	12	20
Women demand new models of partnership	12	12		10	16	8	12	11	13	11	13	8	22
Women have become too demanding	38	38		41	33	41	37	44	35	39	39	34	38
Lack of trust	42	42		40	43	43	43	37	42	43	46	40	7
Other	4	4		4	3	5	4	6	3	5	4	6	

Q136: Why has it become more difficult to find a partner in recent years?
Multiple answers possible

Universe: National population, 16 to 30 years/
Basis: Men (Q003) that find it more difficult to find a partner (Q135)/ Values in percent

Tunisia: Finding a partner: women

	Gender			Education			Marital status		Own budget		Milieu of residence		
	Total	male	female	low	middle	high	single	married	with	without	large city	city	rural
Men are increasingly poor and cannot take care of a family	33		33	29	35	32	32	37	36	32	29	37	69
Men are not ready to accept an educated woman	7		7	2	7	7	7	3	13	4	9	2	
Men's moral standards are decaying.	32		32	22	40	28	35	18	29	34	38	22	29
Men have become too demanding	11		11	13	12	10	10	18	15	10	15	4	
Lack of trust	56		56	54	53	58	58	42	48	59	58	51	50
Other	6		6	5	7	6	7	2	13	3	6	8	

Q137: Why has it become more difficult to find a partner in recent years?:
Multiple answers possible

Universe: National population, 16 to 30 years/
Basis: Women (Q003) that find it more difficult to find a partner (Q135)/ Values in percent

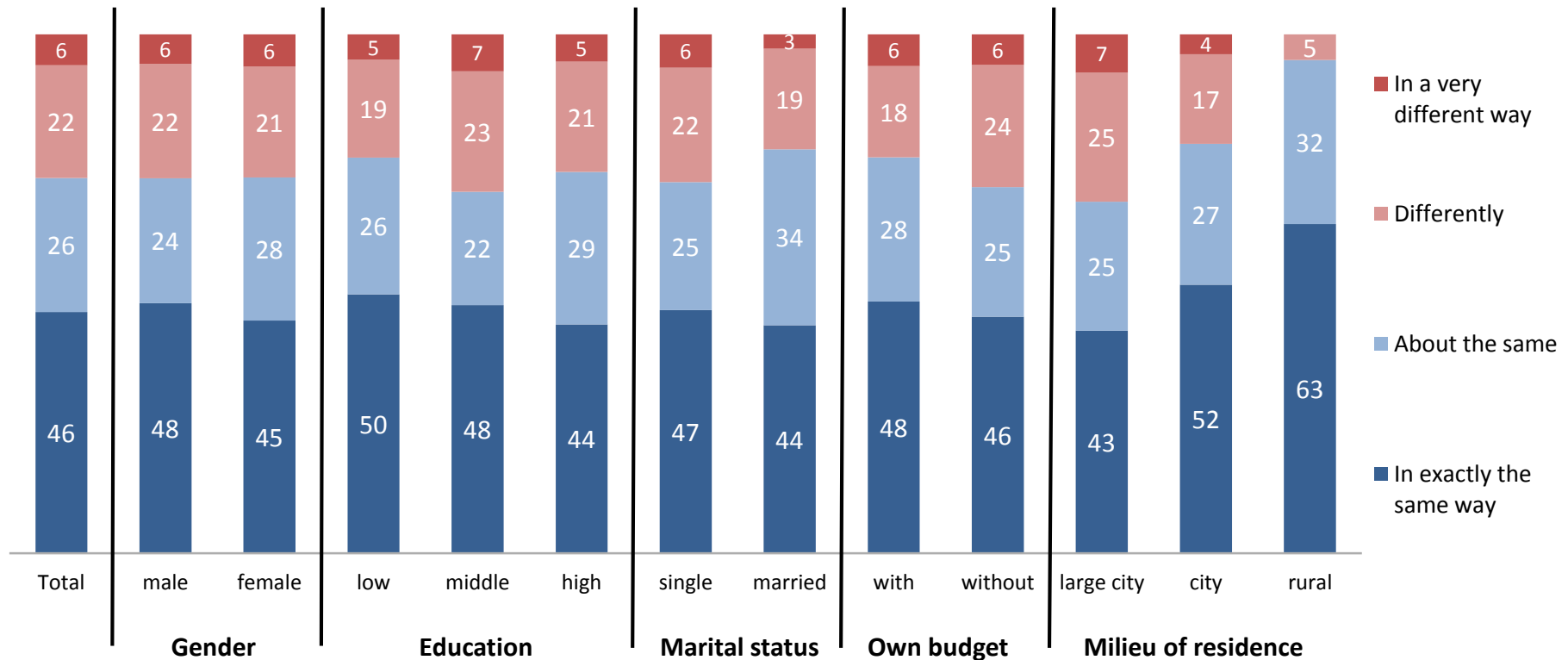
Tunisia: Children

	Gender			Education			Marital status		Own budget		Milieu of residence		
	Total	male	female	low	middle	high	single	married	with	without	large city	city	rural
One needs own children	84	81	86	85	85	82	83	90	84	84	82	85	96
One can live happily without children	12	13	11	12	11	13	13	9	11	12	13	11	2
Without children, one definitely is happier	2	2	1	0	2	2	2		2	1	1	2	
Not sure	3	3	2	3	3	2	3	1	3	3	3	2	2

Q138: What about children. Does one need children in order to live a happy life or can one be as happy or even happier without children?

Universe: National population, 16 to 30 years/
Values in percent

Tunisia: Raising children



Q139: Would you (or do you) raise your children the same way as your parents raised you?

Universe: National population, 16 to 30 years/
Values in percent

Tunisia: Anxieties I

	Gender			Education			Marital status		Own budget		Milieu of residence		
	Total	male	female	low	middle	high	single	married	with	without	large city	city	rural
Losing your work	68	70	65	56	68	72	70	53	74	65	65	72	72
Becoming poor	71	70	73	61	74	73	73	62	77	69	69	76	82
Becoming seriously sick	77	76	78	72	78	78	78	68	80	75	74	82	86
Not having friends	56	55	56	54	57	55	58	40	59	54	51	62	76
Being forced to leave your country for political reasons	40	36	44	31	39	45	41	32	48	37	35	48	61
Staying unmarried and single	49	49	49	46	51	48	53	23	53	47	46	53	72
Falling out seriously with your parents	69	67	70	60	70	71	70	62	76	66	64	76	89

Q140: Let's now talk about your anxieties concerning the future. Are you anxious about...

Universe: National population, 16 to 30 years/
Values in percent "fairly / very much"

Tunisia: Anxieties II

	Gender			Education			Marital status		Own budget		Milieu of residence		
	Total	male	female	low	middle	high	single	married	with	without	large city	city	rural
Not being as successful in live as your wish	80	79	80	70	80	83	81	71	82	78	76	86	93
Becoming a victim of a terror attack	68	66	70	60	69	69	68	65	73	65	63	78	71
Becoming dependent on drugs	49	49	48	41	50	51	50	40	54	46	46	53	57
Being forced to leave your country for economic reasons	43	43	43	36	42	45	43	40	49	40	38	50	52
Increasing insecurity	79	76	82	71	79	82	80	76	78	80	77	84	84
Armed conflicts threatening your family	62	60	64	48	62	67	63	55	68	59	57	70	77

Q140: Let's now talk about your anxieties concerning the future. Are you anxious about...

Universe: National population, 16 to 30 years/
Values in percent "very much / fairly"

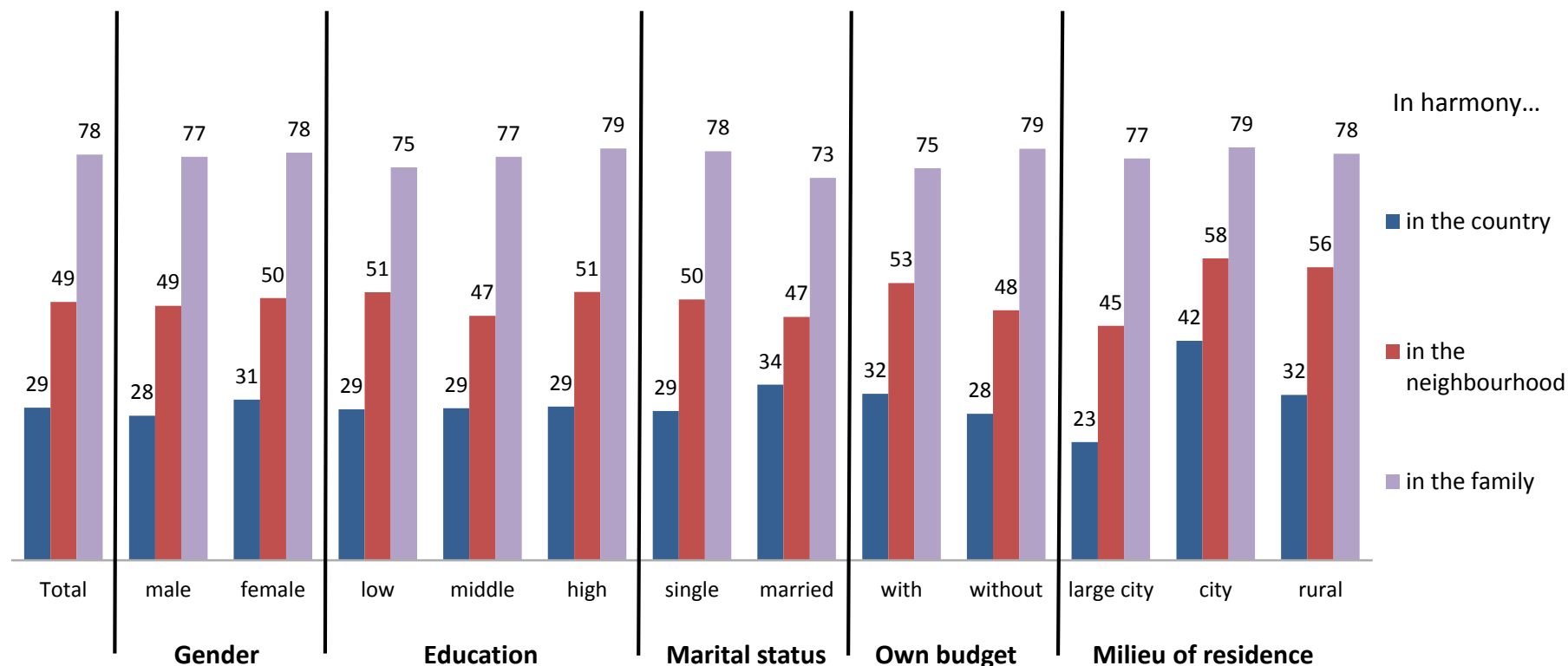
Tunisia: Importance of changes

	Gender			Education			Marital status		Own budget		Milieu of residence		
	Total	male	female	low	middle	high	single	married	with	without	large city	city	rural
Changes within the family	38	35	41	38	33	42	36	51	37	38	38	35	49
Social instability	38	37	40	36	38	39	39	36	33	41	41	34	25
Job losses	45	46	44	43	41	49	45	43	37	49	46	42	49
Food shortage	30	28	31	36	29	28	30	28	23	33	30	30	25
Sectarian divisions	24	26	23	22	24	25	24	27	19	27	26	21	18
Increasing separation from the outside world	19	19	19	18	20	18	18	25	16	20	19	20	12
Growing violence	56	56	56	62	52	58	56	56	50	59	59	53	38
Climate change	21	20	21	17	17	25	21	20	24	19	21	20	20

Q141: What about changes in your life during the last 5 years. How important are they?

Universe: National population, 16 to 30 years/
Values in percent "(very) important"

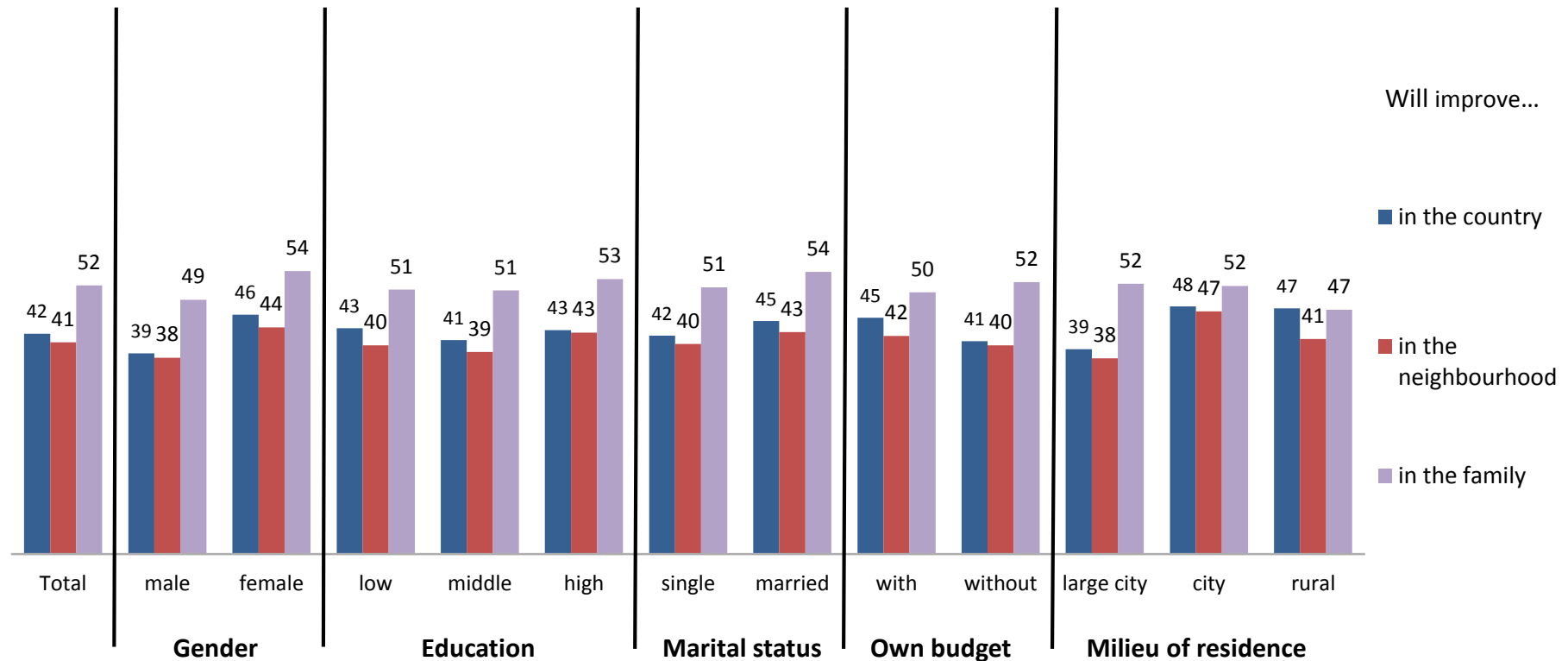
Tunisia: Relationship between the generations



Q142: How would you describe the relations between the younger and older generations...?

Universe: National population, 16 to 30 years/
 Values in percent "in harmony"
 missing values "in tension" and "don't know"

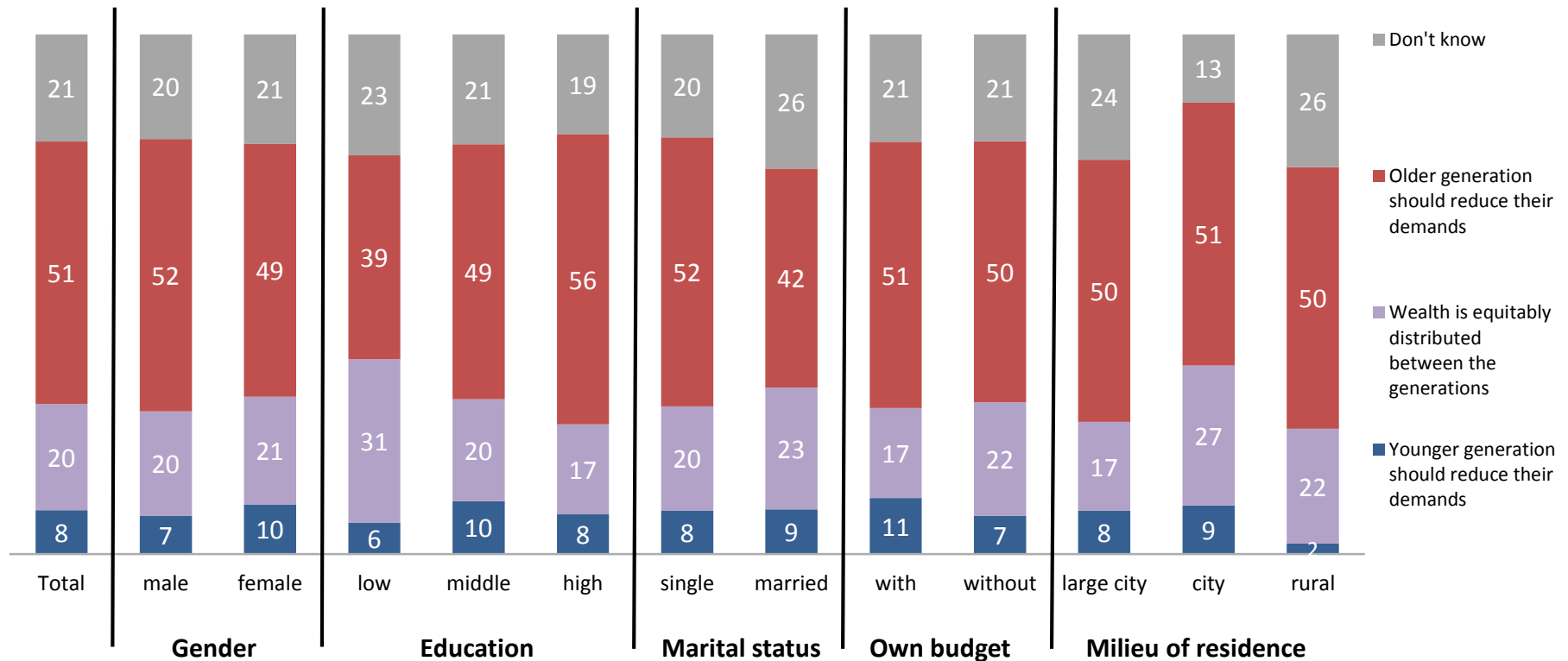
Tunisia: Future relationship between the generations



Q143: How will these generational relations develop in the future...?

Universe: National population, 16 to 30 years/
Values in percent "generational relations will improve"
missing values "will remain as they are", "will deteriorate" and "don't know"

Tunisia: Distribution of wealth between generations

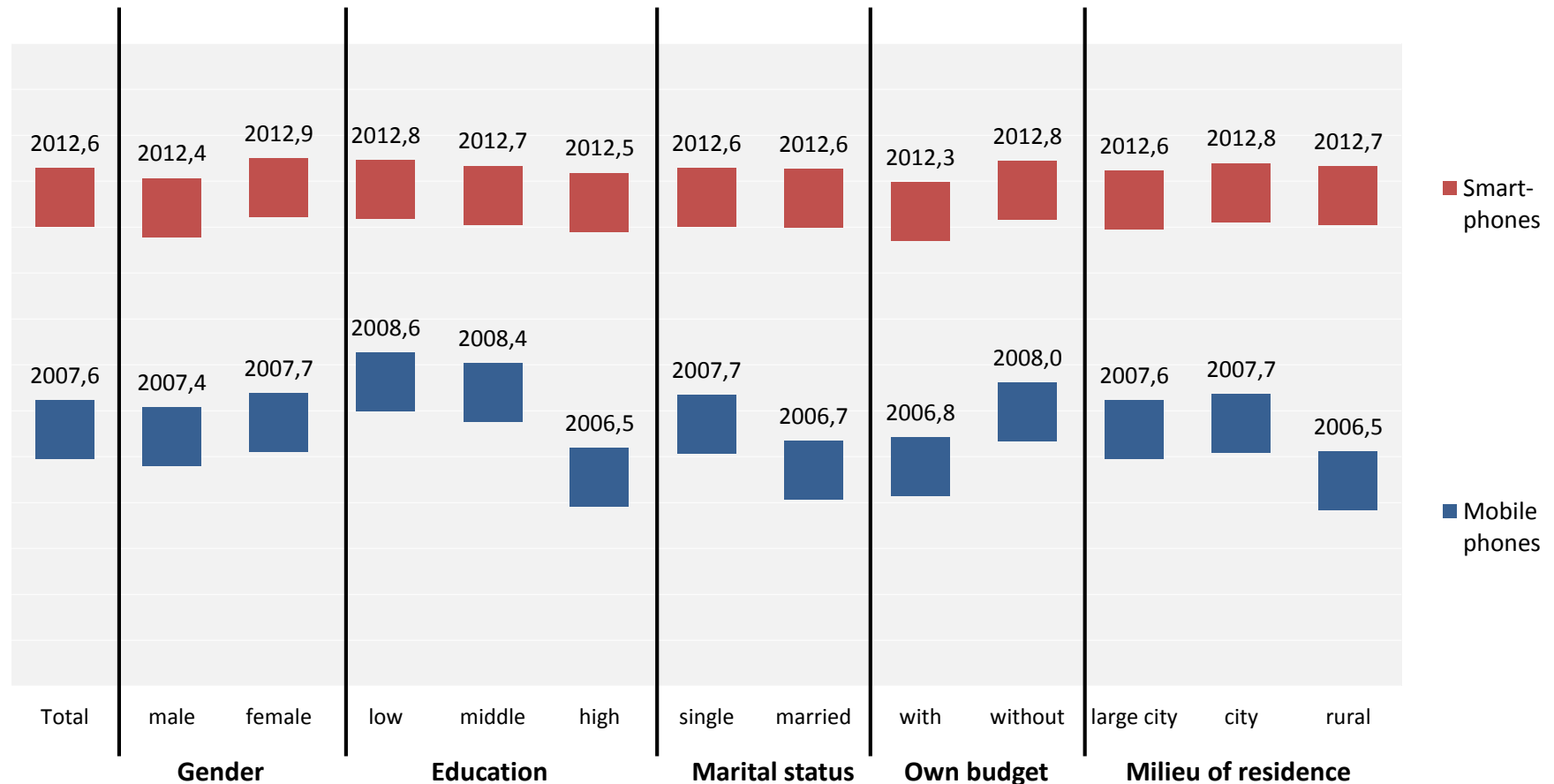


Q144: What about the distribution of wealth between the generations? Which of the following statements corresponds most with your opinion?

Universe: National population, 16 to 30 years/
Values in percent

COMMUNICATION

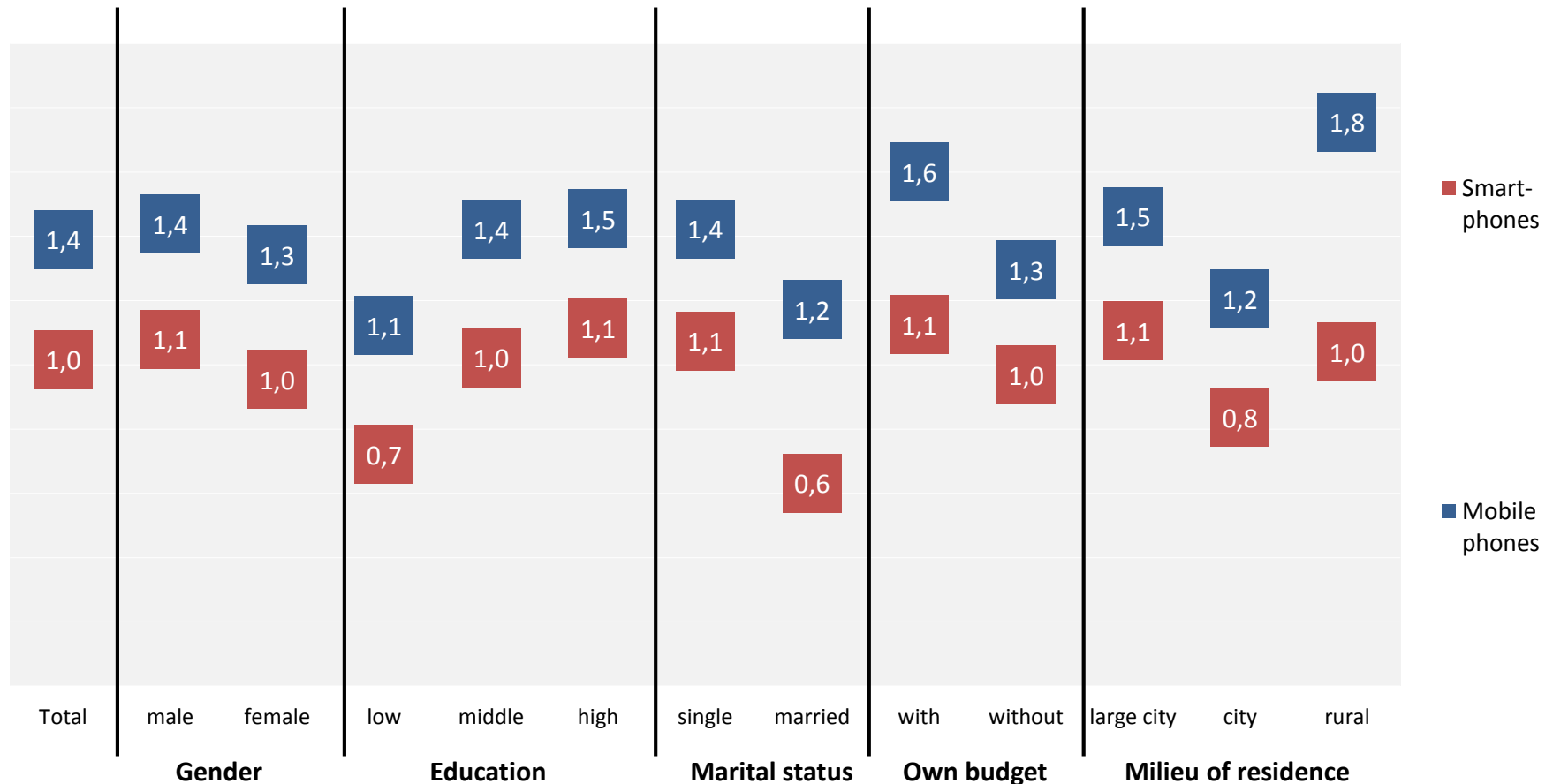
Tunisia: Year of first mobile phone / smartphone



Q145: When (year) did you get your first mobile phone / smartphone?

Universe: National population, 16 to 30 years/
Average values

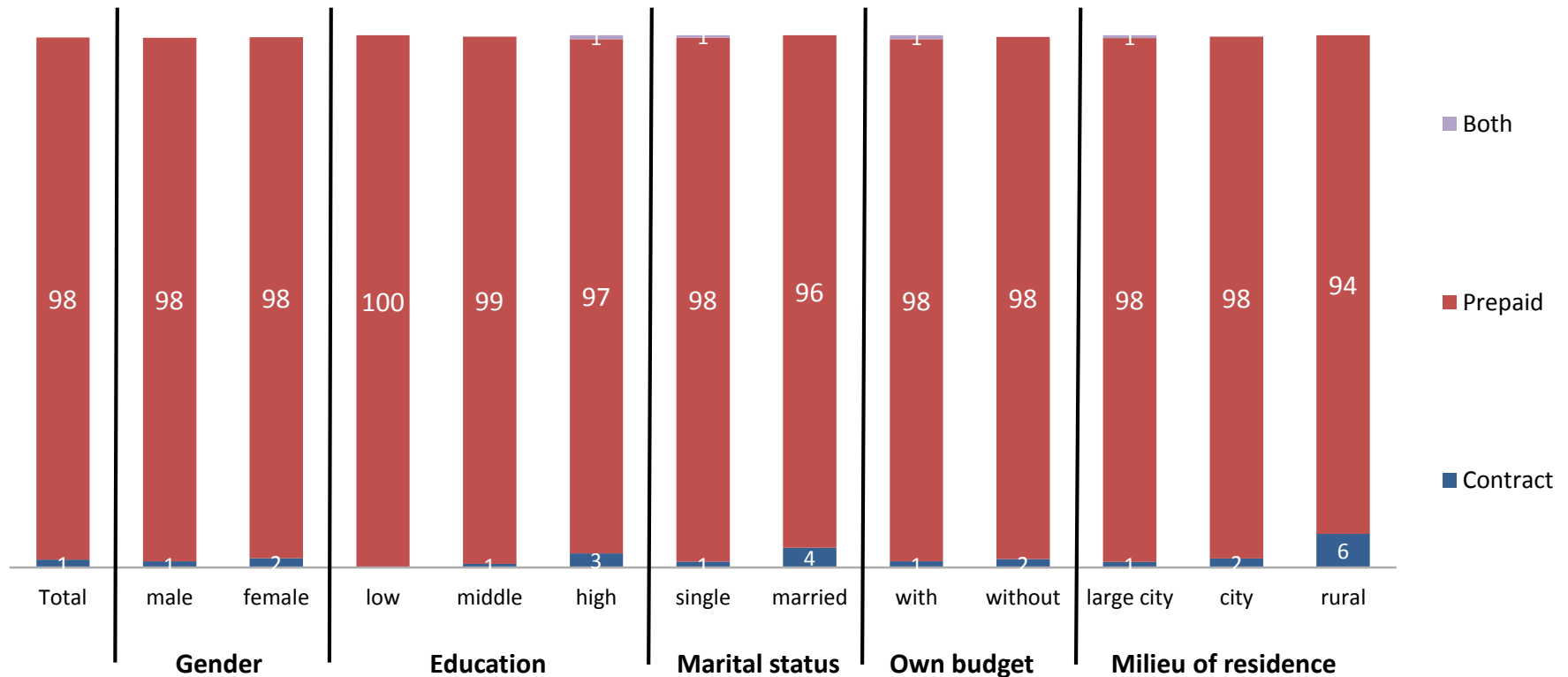
Tunisia: Number of phones



Q146: How many mobile phones / smartphones do you currently possess?

Universe: National population, 16 to 30 years/
Average values

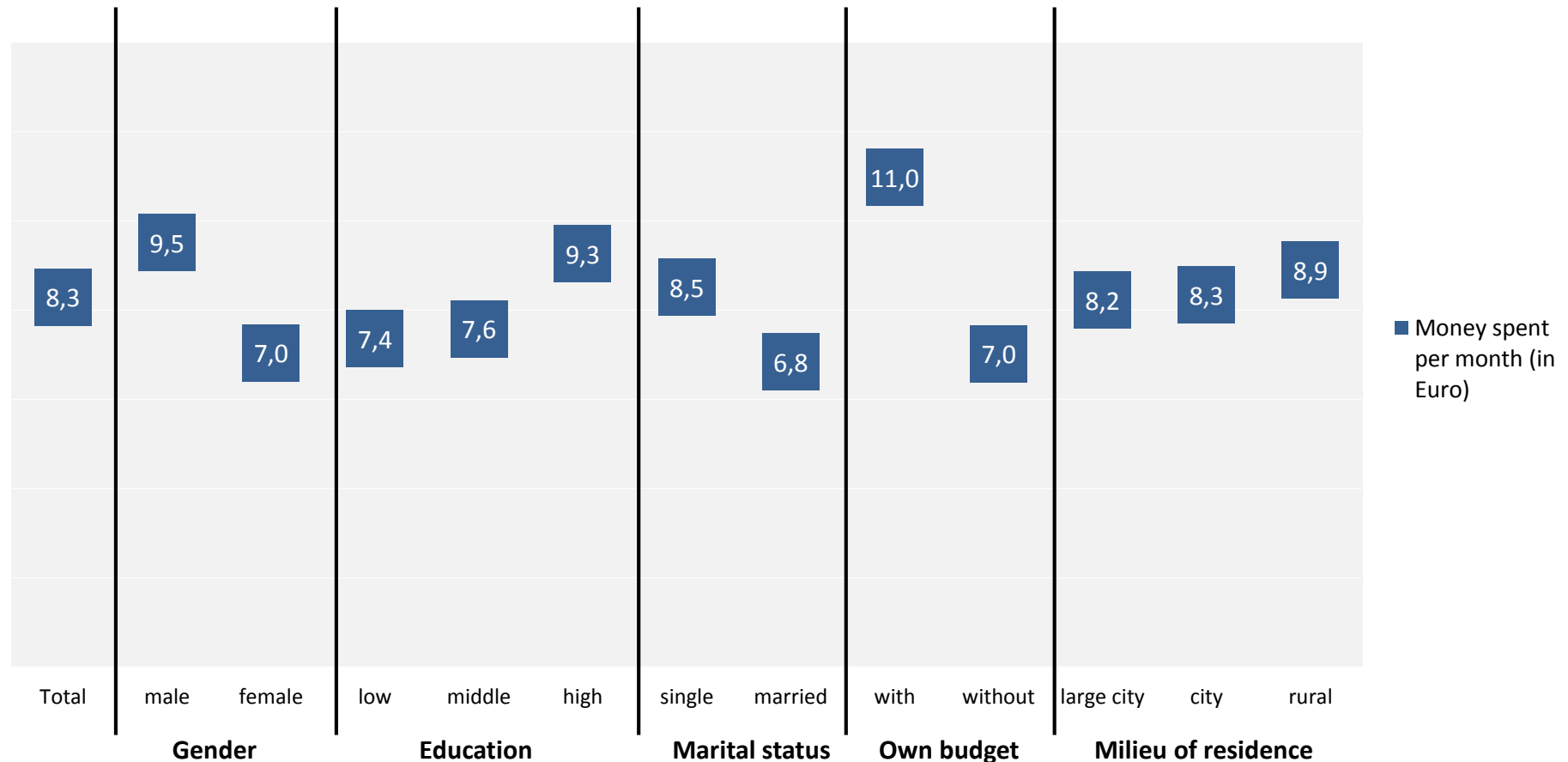
Tunisia: Phone contract



Q147: Do you currently possess a contract or do you use prepaid?

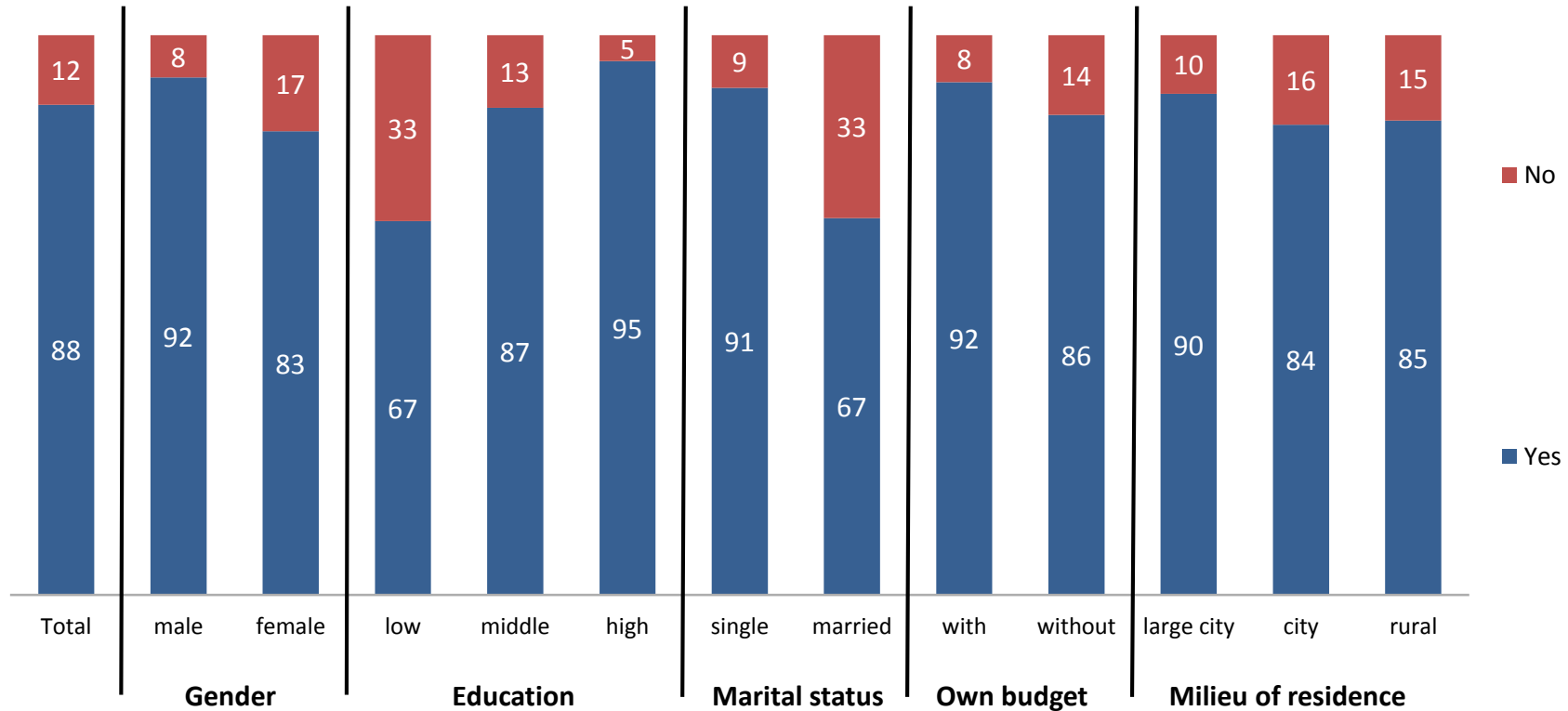
Universe: National population, 16 to 30 years/
Basis: Respondents that possess either a mobile or a smart phone (Q146)
Values in percent

Tunisia: Money spent on phones



Universe: National population, 16 to 30 years/
Basis: Respondents that possess either a mobile or a smart phone (Q146)
Q148: How much money do you spend for your mobile phone or smartphone per month?
Average values Euro

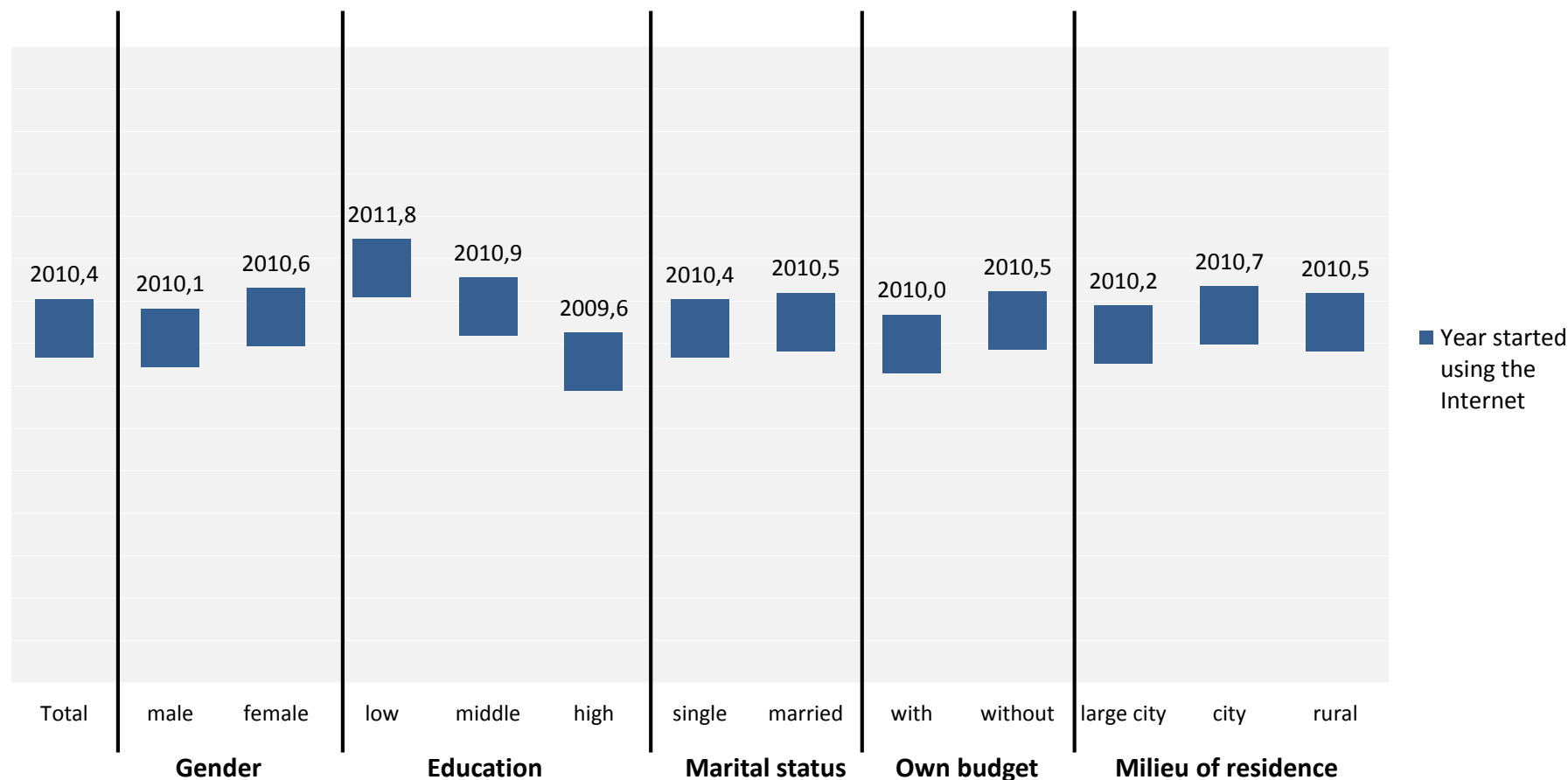
Tunisia: Internet usage



Q149: Do you use the Internet?

Universe: National population, 16 to 30 years/
Values in percent

Tunisia: Year start using the Internet



Q150: In what year did you start using it?

Universe: National population, 16 to 30 years/
Basis: Respondents that use the Internet (Q149)
Average values

Tunisia: Internet usage

	Gender			Education			Marital status		Own budget		Milieu of residence		
	Total	male	female	low	middle	high	single	married	with	without	large city	city	rural
At home	83	80	86	73	85	83	82	90	83	83	81	86	86
At your workplace	11	12	11	7	6	17	11	17	18	8	12	10	21
Via Internet café (cyber)	27	40	12	31	27	25	28	17	28	26	27	23	42
In school/university	16	17	15	11	16	17	17	8	16	16	16	15	8
In shops, cafés, restaurants etc.	8	8	7	4	8	9	8	1	11	6	8	7	5
Everywhere where I have access to the net	43	50	34	34	42	45	44	33	51	39	44	40	38
Other	2	3	2	2	3	2	2	5	1	3	3	1	5

Q151: And where do you use it?
Multiple answers possible

Universe: National population, 16 to 30 years/
Basis: Respondents that use the Internet (Q149)/ Values in percent

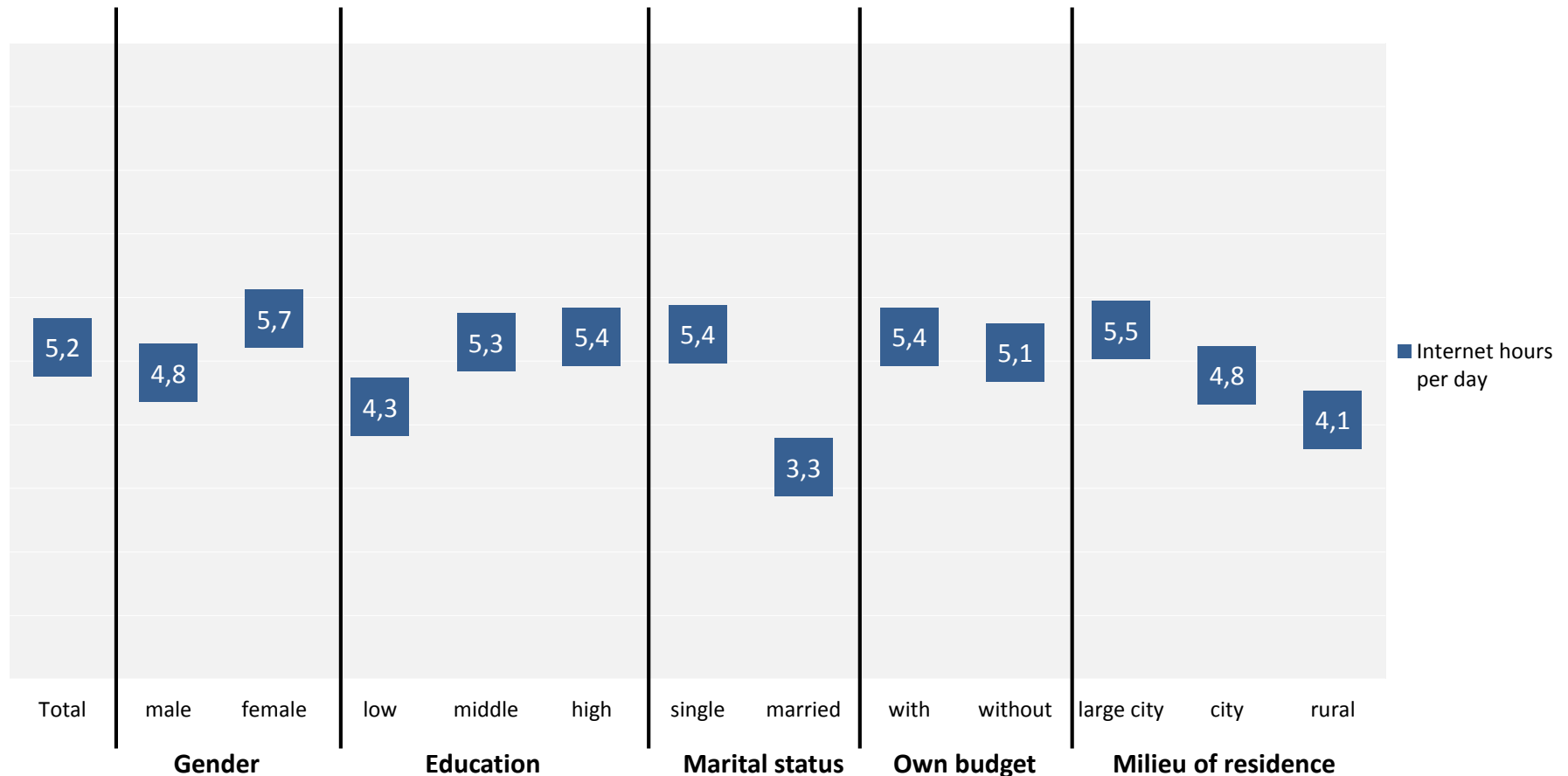
Tunisia: Internet usage - devices

	Gender			Education			Marital status		Own budget		Milieu of residence		
	Total	male	female	low	middle	high	single	married	with	without	large city	city	rural
Phone / Smartphone	82	80	85	75	84	82	82	82	89	79	84	78	84
Tablet / iPad	12	10	14	6	13	12	12	12	13	11	12	10	17
Desktop PC	27	32	22	33	24	28	28	19	26	28	27	26	33
Laptop	35	37	34	16	33	43	35	37	38	34	36	36	27
Smart TV	1	1	1		1	1	1		1	1	1	1	

Q152: Which devices do you usually use to connect to the Internet?
Multiple answers possible

Universe: National population, 16 to 30 years/
Basis: Respondents that use the Internet (Q149)/ Values in percent

Tunisia: Internet usage per day



Q153: How many hours do you use the Internet per day?

Universe: National population, 16 to 30 years/
Basis: Respondents that use the Internet (Q149)
Average values

Tunisia: Internet usage

	Gender			Education			Marital status		Own budget		Milieu of residence		
	Total	male	female	low	middle	high	single	married	with	without	large city	city	rural
Facebook	98	98	98	99	98	98	98	99	98	98	98	98	96
Skype	36	38	33	30	30	42	36	33	36	35	38	31	40
Blogs	3	4	2	1	3	4	3	3	3	3	3	2	8
Twitter	15	16	13	14	11	18	15	12	19	12	16	12	17
WhatsApp	25	22	29	17	21	31	26	23	24	26	28	22	19
Viber	42	40	44	25	41	47	43	33	45	40	45	36	34
Instagram	33	34	32	23	34	35	35	20	34	33	35	29	28
None	1	1	1	1	1	1	1		0	1	1	0	

Q154: Do you use...
Multiple answers possible

Universe: National population, 16 to 30 years/
Basis: Respondents that use the Internet (Q149)/ Values in percent

Tunisia: Usage of social networks

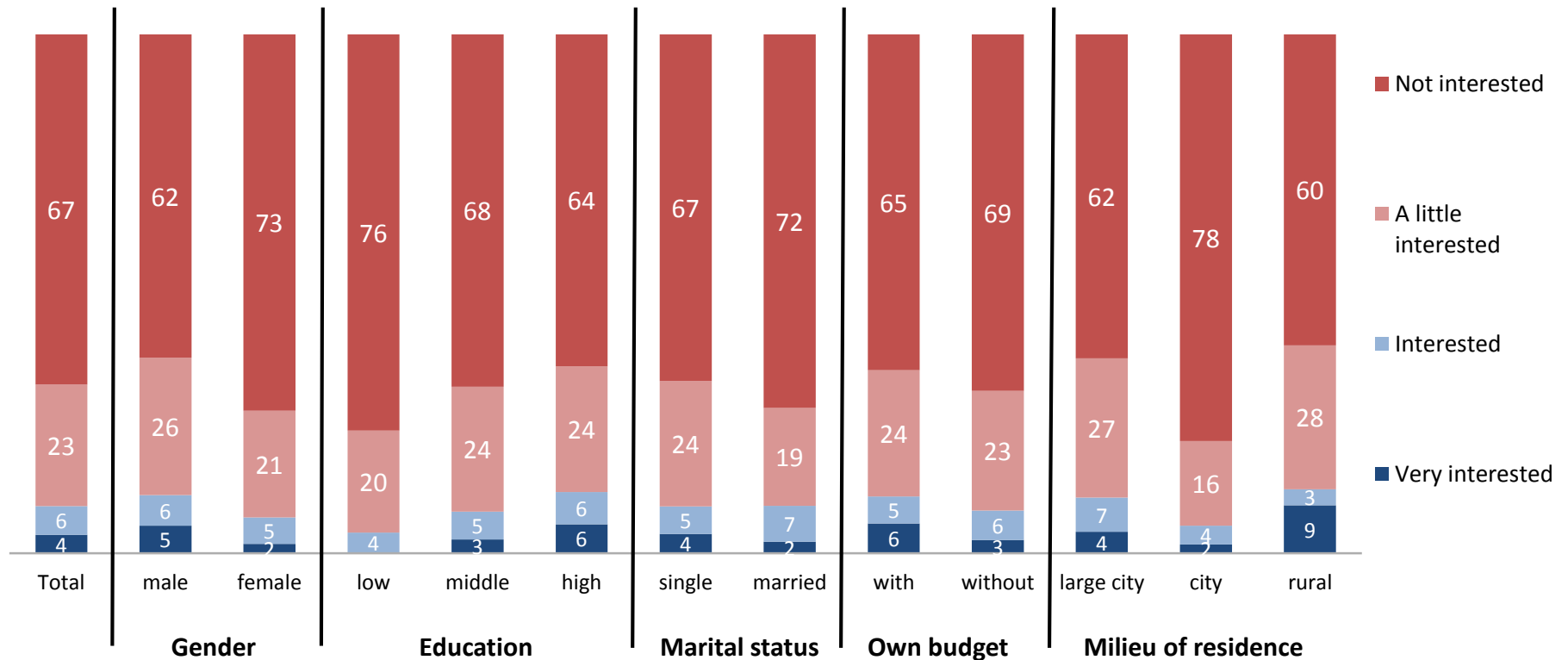
	Gender			Education			Marital status		Own budget		Milieu of residence		
	Total	male	female	low	middle	high	single	married	with	without	large city	city	rural
Share music / videos / pictures	61	61	60	64	65	56	61	54	63	60	59	62	72
Look for work opportunities	29	29	28	15	21	38	28	33	27	29	28	31	19
Organise meetings with friends	48	52	44	42	47	50	50	29	53	46	46	51	54
Keep in contact with friends and family	81	81	82	75	81	83	82	77	85	79	83	77	90
Look for a possible partner	13	17	8	24	10	12	14	6	15	12	13	11	18
Discuss politics	6	7	4	7	4	7	6	3	6	5	7	3	11
Mobilise friends and other people for politics	5	6	3	5	3	6	5	3	4	5	6	2	4
Actively oppose specific political positions	5	7	3	6	3	5	5	3	4	5	6	2	4
Discuss religious affairs	6	7	5	9	5	7	6	6	6	7	8	3	4
Mobilise friends and other people for religious affairs	7	9	5	8	7	7	7	5	7	7	8	4	8
Actively oppose specific religious positions	6	8	4	9	4	6	6	3	5	6	7	3	4

Q155: How do you use social networks like Facebook, blogs or WhatsApp?

Basis: Respondents that use the Internet (Q149)/ Values in percent answer "Frequently" or "always"

PARTICIPATION

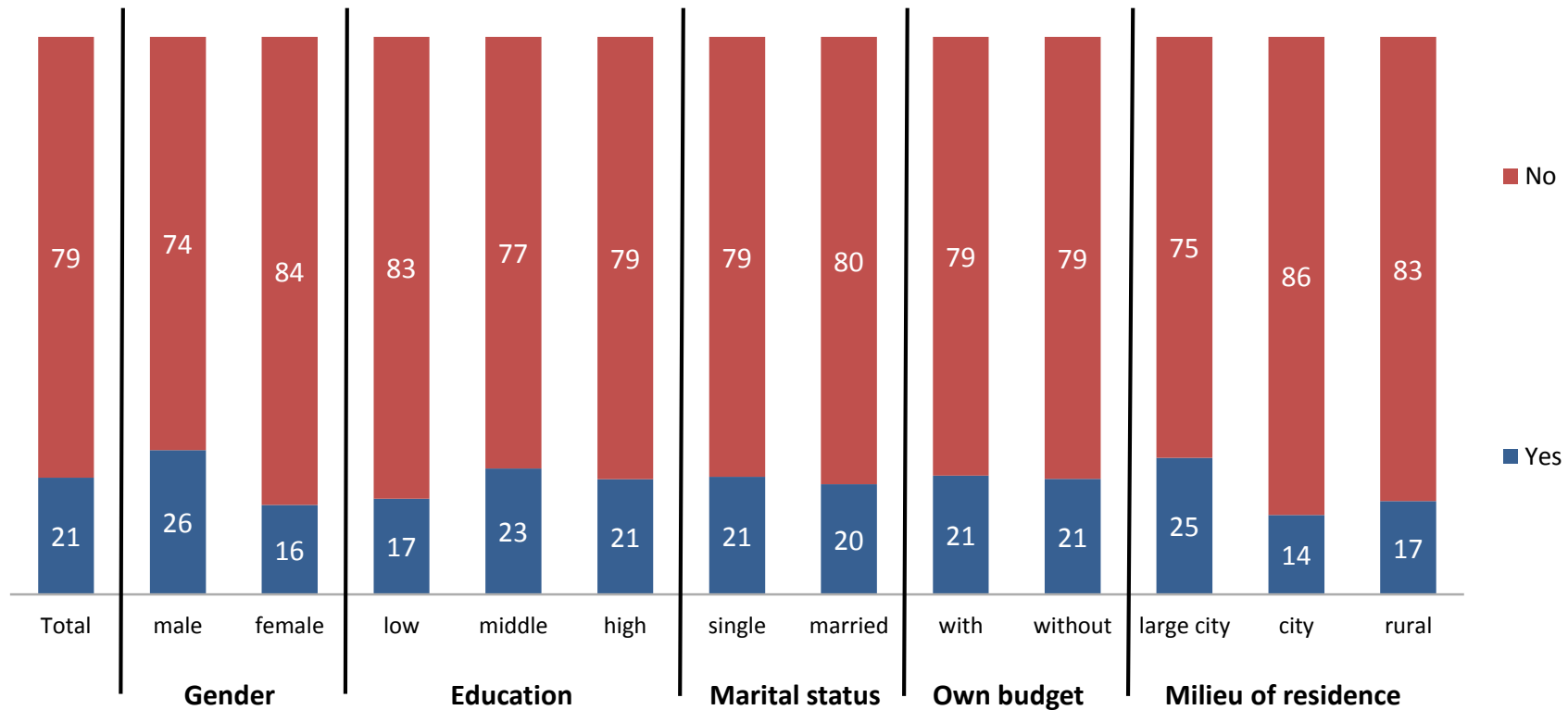
Tunisia: Political interest



Q156: Are you interested in politics?

Universe: National population, 16 to 30 years/
Values in percent

Tunisia: Political information



Q157: Do you inform yourself actively about politics?

Universe: National population, 16 to 30 years/
Values in percent

Tunisia: Sources of information

	Gender			Education			Marital status		Own budget		Milieu of residence		
	Total	male	female	low	middle	high	single	married	with	without	large city	city	rural
Face-to-face	25	29	18	16	25	27	24	28	27	24	25	21	49
Mobile	3	1	6		3	4	2	9	4	2	2	7	
Internet	69	76	59	35	66	83	72	53	77	66	70	68	49
TV	80	80	80	96	82	74	80	81	77	82	80	79	100
Newspaper	14	17	8	10	15	13	14	11	15	13	15	8	19
Radio	15	15	15	11	13	17	13	26	19	13	18	4	
Other	0		1			1	1		2		1		

Q158: What sources and means of information are you using?
Multiple answers possible

Universe: National population, 16 to 30 years/ Basis: Respondents that inform themselves actively about politics (Q157)/ Values in percent/ Attention: in part small number of cases

Tunisia: Political actions considered

	Gender			Education			Marital status		Own budget		Milieu of residence		
	Total	male	female	low	middle	high	single	married	with	without	large city	city	rural
Participate in a demonstration	18	18	17	11	18	21	19	10	17	18	20	16	8
Participate in a strike	16	16	16	10	16	19	17	11	16	16	17	14	15
Join a political party	8	7	9	3	10	9	9	6	8	8	9	7	8
Participate in elections	39	35	42	27	40	42	38	42	39	38	44	29	26
Inform yourself via Internet / Twitter about joining a group	13	13	14	5	14	15	15	5	12	14	16	9	8
Mobilise others via Internet in order to act	15	16	14	5	16	17	15	10	16	14	17	10	8
Boycott buying certain goods	15	16	13	8	15	17	15	11	14	15	16	13	5
Distribute flyers	5	5	6	5	6	5	6	5	5	5	6	5	3
Sign an online petition	6	6	6	2	5	8	6	4	6	5	7	5	
Engage in an association	15	16	14	6	18	16	16	12	17	14	17	12	7
Act as a sprayer	4	5	4	4	5	4	5	3	6	4	4	5	3

Q159: If there is something that is important to you and you like to be heard or have a political impact, which of the following possibilities would you probably or probably not consider doing? Would you...?

Universe: National population, 16 to 30 years/
Values in percent "probably / certainly"

Tunisia: Political actions used

	Gender			Education			Marital status		Own budget		Milieu of residence		
	Total	male	female	low	middle	high	single	married	with	without	large city	city	rural
Participate in a demonstration	23	28	17	14	20	28	24	12	25	22	26	15	26
Participate in a strike	9	10	7	6	8	11	9	9	13	7	10	8	9
Join a political party	2	2	2	0	2	3	3	1	3	2	3	1	
Participate in elections	24	22	26	18	17	33	22	36	25	24	29	17	13
Inform yourself via Internet / Twitter about joining a group	3	4	3	2	3	5	4	2	4	3	5	1	
Mobilise others via Internet in order to act	2	3	2	1	2	3	2	2	3	2	3	2	
Boycott buying certain goods	4	5	4	0	3	6	5	1	5	4	5	3	
Distribute flyers	2	3	1	2	2	2	2	1	2	2	2	2	
Sign an online petition	1	2	1		1	2	1	1	1	1	2	0	
Engage in an association	8	10	6	3	8	10	8	5	11	7	10	4	5
Act as a sprayer	2	4	1	3	2	2	3		5	1	3	1	3

Q160: Which of these options have you already used or participated in?
Multiple answers possible

Universe: National population, 16 to 30 years/
Values in percent "yes"

Tunisia: Civic engagement I

	Gender			Education			Marital status		Own budget		Milieu of residence		
	Total	male	female	low	middle	high	single	married	with	without	large city	city	rural
For the interest of the young people	12	13	11	8	12	13	13	7	15	11	11	13	21
For improving living together in my area of residence	13	14	12	9	11	16	14	8	14	12	13	12	15
For organising useful activities in the leisure time of young people	12	14	10	9	11	14	13	6	13	11	11	13	15
For a better and cleaner environment	15	16	14	10	14	17	16	8	16	14	15	14	15
For improving the situation of disabled people	16	16	16	14	17	16	17	11	16	16	16	16	15
For better provisions for and integration of foreign migrants / refugees	10	10	10	10	11	10	11	4	10	11	11	10	12
For guaranteeing safety and order in my area of residence	16	15	16	12	16	17	16	12	17	15	17	14	15
For helping poor and vulnerable people	21	20	21	13	19	25	22	13	22	20	22	18	20

Q161: Do you engage for social or political goals or committing yourself for the benefit of other people for the following topics?

Universe: National population, 16 to 30 years/
Values in percent "frequently"

Tunisia: Civic engagement II

	Gender			Education			Marital status		Own budget		Milieu of residence		
	Total	male	female	low	middle	high	single	married	with	without	large city	city	rural
For social and political changes in my country	9	8	9	5	9	9	10	2	10	8	10	7	3
For elderly people who depend on help and support	20	18	21	11	21	22	21	14	22	19	22	16	20
For those who are coming from situations of armed conflicts	9	8	10	6	10	9	10	5	9	9	10	7	9
For the culture and traditions of my country	14	14	15	10	15	15	15	11	15	14	16	12	12
For my religious conviction	16	15	16	9	16	18	16	12	17	15	17	13	23
For equal rights of men and women	14	11	16	10	16	14	15	9	15	13	15	14	5
For other goals and groups	9	8	9	4	11	8	9	7	9	9	11	5	6

Q161: Do you engage for social or political goals or committing yourself for the benefit of other people for the following topics?

Universe: National population, 16 to 30 years/
Values in percent "frequently"

Tunisia: Place/ institution of civic engagement

	Gender			Education			Marital status		Own budget		Milieu of residence		
	Total	male	female	low	middle	high	single	married	with	without	large city	city	rural
In a group at school or university	46	45	47	31	50	47	48	33	48	45	46	47	44
In an association	41	42	40	33	43	42	41	41	43	41	45	34	26
In a religious institution	15	11	20	20	16	13	15	14	13	16	19	7	5
As a member of a political party	9	8	10	3	11	9	10		15	6	10	5	5
As a member of a syndicate	13	11	15	1	14	15	13	16	18	11	14	9	22
As a member of a youth organisation	34	35	34	27	36	35	33	43	34	35	38	26	38

Universe: National population, 16 to 30 years/

Q162: Where and how do you engage?

Basis: Respondents that ticked frequently or occasionally at least once in Q161/ Values in percent "yes"

Tunisia: Reasons for no civic engagement

		Gender		Education			Marital status		Own budget		Milieu of residence		
	Total	male	female	low	middle	high	single	married	with	without	large city	city	rural
There are no or only very few initiatives in my area	47	54	41	45	47	49	47	48	46	48	48	46	57
They are not professionally managed	42	45	39	40	42	42	42	42	42	42	42	41	52
It remains unclear where the money goes	39	45	34	38	41	39	39	40	41	39	38	42	34
It's only for the benefit of a few	40	47	34	31	43	42	39	44	41	40	37	43	52
Only strong men have a say	35	38	32	25	35	39	35	36	37	34	31	41	48
Volunteer work never pays off	32	37	27	28	33	32	32	31	34	31	28	38	34
The government is not supporting it	38	43	33	25	39	42	38	38	38	38	35	42	42
There is no income from that	37	39	35	37	37	37	36	42	41	35	35	39	48
There are no prospects in it	38	41	35	37	39	37	37	40	40	37	36	40	41
My family does not want me to do so	25	24	26	37	24	21	23	36	28	24	23	27	39
I am already struggling to make ends meet	40	47	34	40	40	41	39	46	45	38	39	42	48

Q163: What are practical reasons that you are NOT engaging in social projects?

Basis: Respondents that answered "never" in all Q161 statements/ Values in percent "(strongly) agree"

Tunisia: Leisure activities I

	Gender			Education			Marital status		Own budget		Milieu of residence		
	Total	male	female	low	middle	high	single	married	with	without	large city	city	rural
TV	75	66	84	80	75	72	73	88	69	77	73	78	79
Listening to music	26	20	31	22	28	25	26	21	26	26	27	22	37
Watching videos/DVDs	3	3	3	2	2	3	3	1	2	3	3	2	
Surfing the Internet	61	60	63	36	60	71	64	45	68	58	60	63	58
Doing nothing, just relaxing, hanging out	4	3	6	5	4	4	4	7	5	4	3	7	6
Reading books or magazines	7	3	10	4	5	9	7	7	8	6	8	5	

Q164: What kind of leisure activities do you engage in most?

Please identify up to 3 activities in which you engage the most during the week.

Universe: National population, 16 to 30 years/

Values in percent

Tunisia: Leisure activities II

	Gender			Education			Marital status		Own budget		Milieu of residence		
	Total	male	female	low	middle	high	single	married	with	without	large city	city	rural
Going to the coffee shop	34	62	7	36	33	34	36	18	45	29	36	30	30
Going to the cinema or theatre	1	1	0		0	1	1		1	1	1		
Dancing, going to parties	1	1	1		0	1	1	1	1	1	1		
Computer gaming	2	2	2	2	2	3	3		3	2	3	1	3
Visiting a youth club	1	1	1	0	1	1	1	1	1	1	1	1	
Practicing sport	11	19	3	9	14	9	12	2	10	11	10	12	15

Q164: What kind of leisure activities do you practice most?
Please name up to 3 activities with the highest frequency during the week.

Universe: National population, 16 to 30 years/
Values in percent

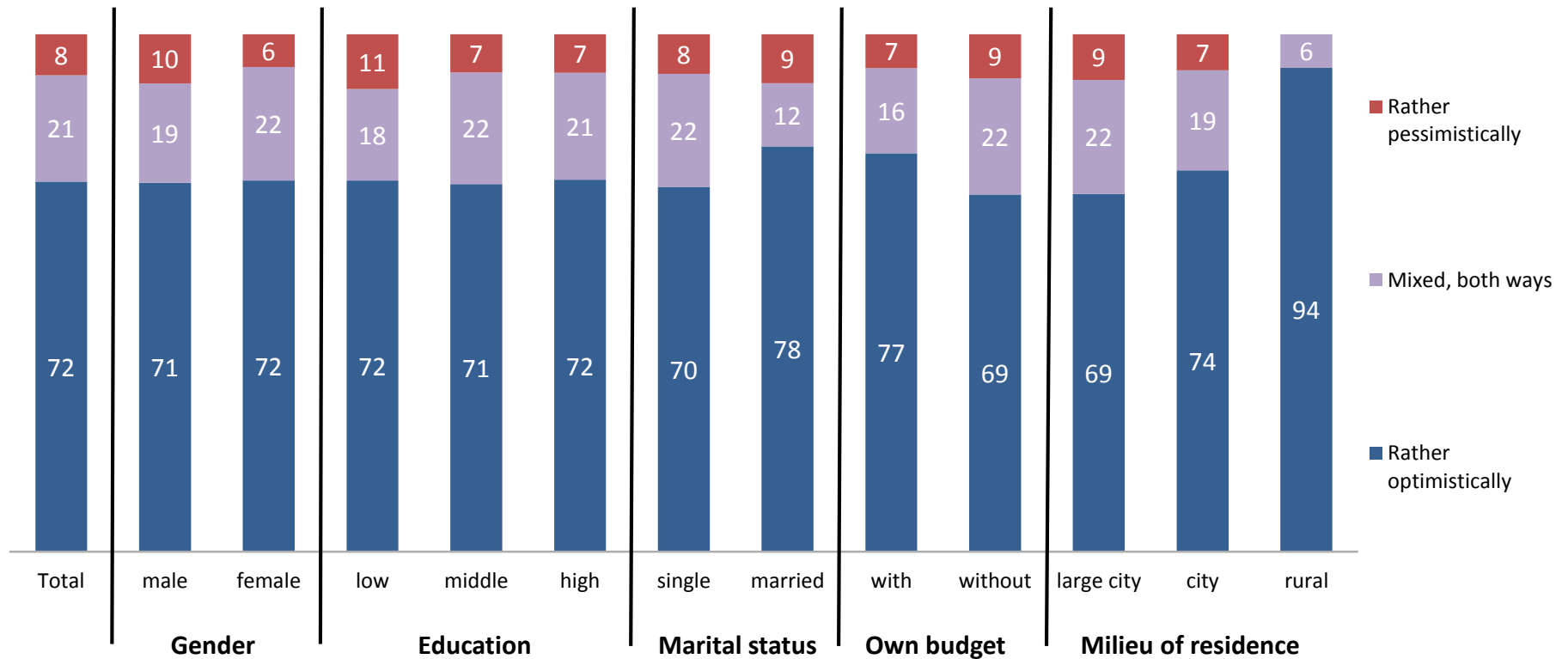
Tunisia: Leisure activities III

	Gender			Education			Marital status		Own budget		Milieu of residence		
	Total	male	female	low	middle	high	single	married	with	without	large city	city	rural
Visiting neighbours or relatives	7	3	11	13	6	6	5	20	6	7	7	7	6
Just meeting people	5	6	5	3	8	4	6	1	4	6	6	5	
Engaging in a project	0	0	0	1	0	0	0		0	0	0	0	
Doing something with the family	15	6	23	22	14	13	13	29	9	17	14	16	13
Shopping	3	1	5	3	4	2	3	2	5	2	4	2	3
Engaging with playing music or play-acting													
Listening to prayers and recitations													

Q164: What kind of leisure activities do you practice most?
Please name up to 3 activities with the highest frequency during the week.

Universe: National population, 16 to 30 years/
Values in percent

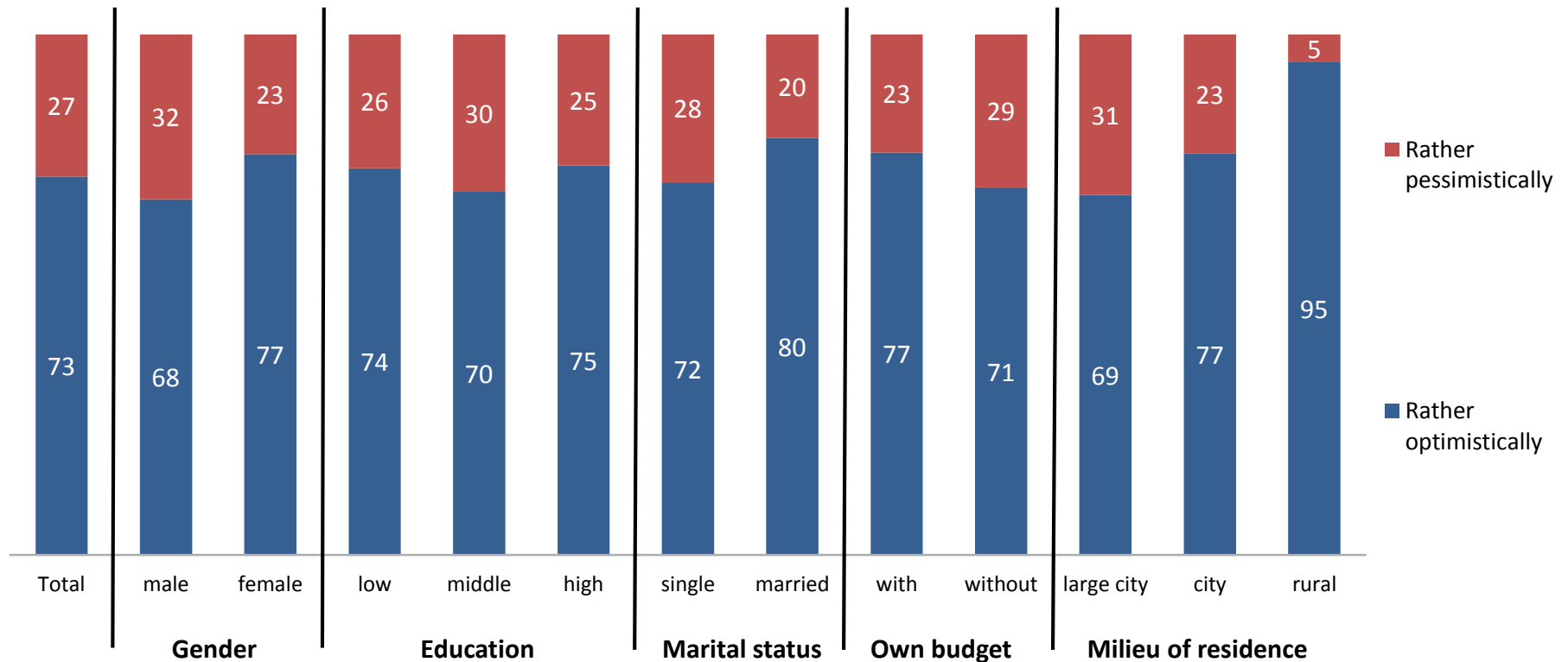
Tunisia: Own future



Q165: How do you perceive your own future and personal life?

Universe: National population, 16 to 30 years/
Values in percent

Tunisia: Future of society



Q166: And what about the future of our society? Do you perceive it...?

Universe: National population, 16 to 30 years/
Values in percent

STABILITY AND MOBILITY

Tunisia: Stability in personal life

	Gender			Education			Marital status		Own budget		Milieu of residence		
	Total	male	female	low	middle	high	single	married	with	without	large city	city	rural
My economic situation	61	57	65	55	62	62	61	65	68	58	57	67	82
Trust in my friends	70	70	70	71	67	72	70	70	76	67	66	75	88
Personal belief in my skills	89	88	90	81	88	93	88	93	93	87	89	88	97
Relations with my family	94	94	95	93	93	96	94	100	96	94	94	94	97
Personal faith in my religion	95	93	96	93	94	96	94	100	97	94	95	94	100
Political situation	19	18	19	23	17	18	18	19	19	18	16	23	20
Prospects to live a fulfilled life	56	54	59	54	55	58	55	62	66	52	52	63	79
Relationship with my partner	74	71	76	73	73	75	69	93	79	71	72	78	78

Q167: In life some things continuously change; others rather remain as they are. To what extent is there stability in the different areas of your life?

Universe: National population, 16 to 30 years/
Values in percent "(rather) stable"

Tunisia: Experience of violence I

	Gender			Education			Marital status		Own budget		Milieu of residence		
	Total	male	female	low	middle	high	single	married	with	without	large city	city	rural
Witnessed violence	53	61	46	48	55	54	55	38	55	52	56	50	40
Experienced your house or your means of production being deliberately destroyed	3	4	3	2	3	4	4	3	3	4	4	2	2
Needed to see a doctor as you have been beaten up	5	7	3	4	4	5	5	5	6	4	5	5	2
Been in jail	2	3	2	1	2	3	2	2	2	2	3	1	2
Suffered from hunger	2	3	2	0	2	4	3	2	2	3	2	2	2
Suffered from torture	2	2	3	1	2	4	2	3	3	2	2	2	2
Been injured in an armed conflict	2	3	2	1	2	3	2	2	1	3	2	2	2

Universe: National population, 16 to 30 years/
Values in percent "yes"

Q168: Have you ever...

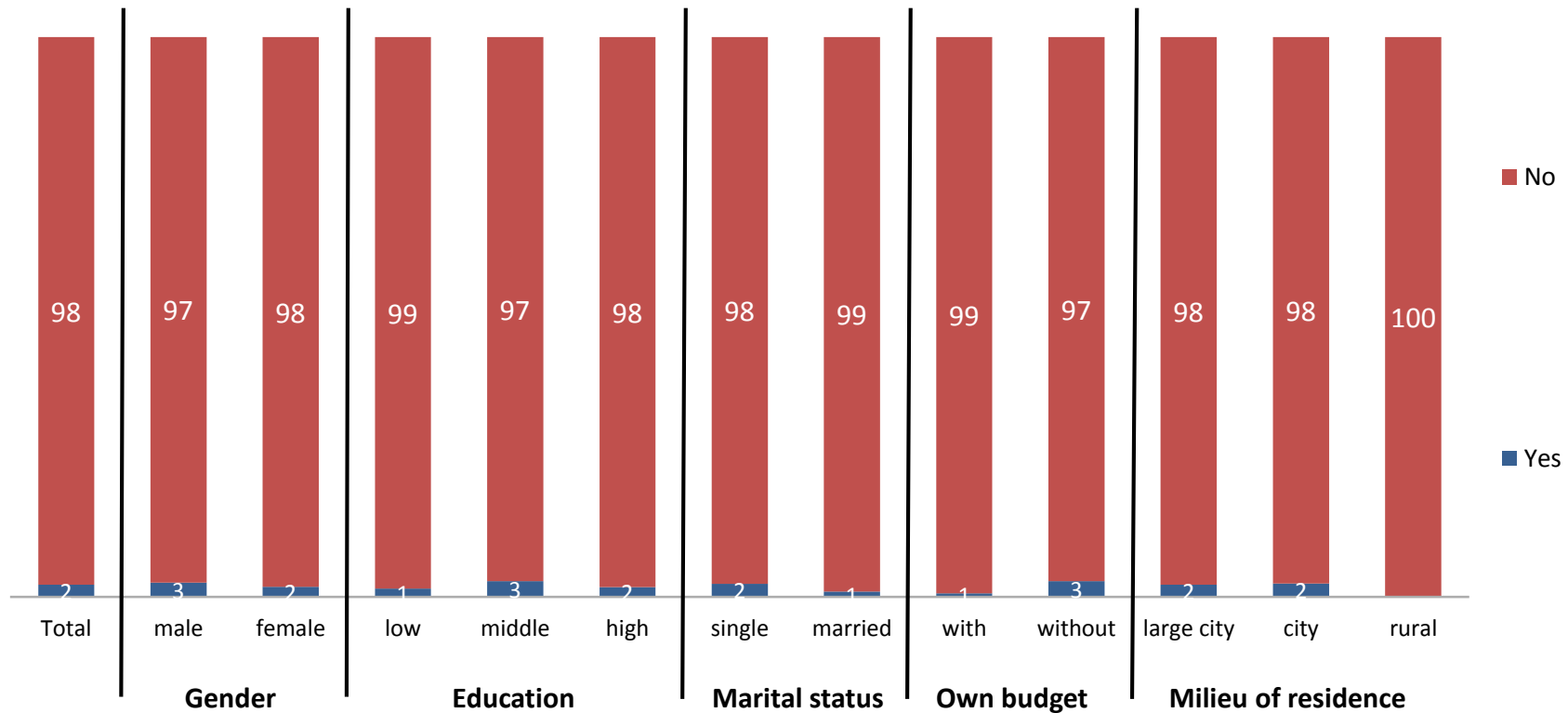
Tunisia: Experience of violence II

	Gender			Education			Marital status		Own budget		Milieu of residence		
	Total	male	female	low	middle	high	single	married	with	without	large city	city	rural
Experienced violence within the family	8	9	6	6	9	7	8	3	5	9	9	6	4
Experienced expulsion or displacement	3	4	2		3	4	3	2	3	3	3	3	2
Experienced psychological violence	18	22	13	10	20	19	19	10	21	16	20	15	10
Been beaten up several times	9	12	6	5	10	10	10	4	10	9	10	8	4
Experienced sexual harassment (verbally, physically)	10	6	15	5	8	14	10	10	14	9	12	7	4
Joined a demonstration that turned violent	9	12	6	4	9	11	10	2	12	8	9	7	13
Experienced any form of violence	12	13	11	4	14	13	12	8	14	11	13	9	13

Universe: National population, 16 to 30 years/
Values in percent "yes"

Q168: Have you ever...

Tunisia: Refugee



Q169: Would you consider yourself a refugee?

Universe: National population, 16 to 30 years/
Values in percent

Tunisia: Threats / conflicts I

	Gender			Education			Marital status		Own budget		Milieu of residence		
	Total	male	female	low	middle	high	single	married	with	without	large city	city	rural
If I consider all the violence presented in the media I get sad and depressed	86	82	90	78	88	87	86	87	85	86	87	85	88
In the public space the situation is becoming increasingly tense	82	80	85	74	82	85	82	86	83	82	80	87	86
In order to be able to defend myself I practice a self-defense sport (karate, etc.).	26	30	23	22	29	25	28	17	33	23	26	28	28
Others continuously threaten me	14	13	16	10	17	14	15	13	22	11	12	18	23
I am afraid that armed conflicts will threaten my livelihood and my family	43	42	44	34	46	43	43	41	55	37	42	43	50

Q170: Do you rather agree or rather disagree with the following statements?

Universe: National population, 16 to 30 years/
Values in percent "(strongly) agree"

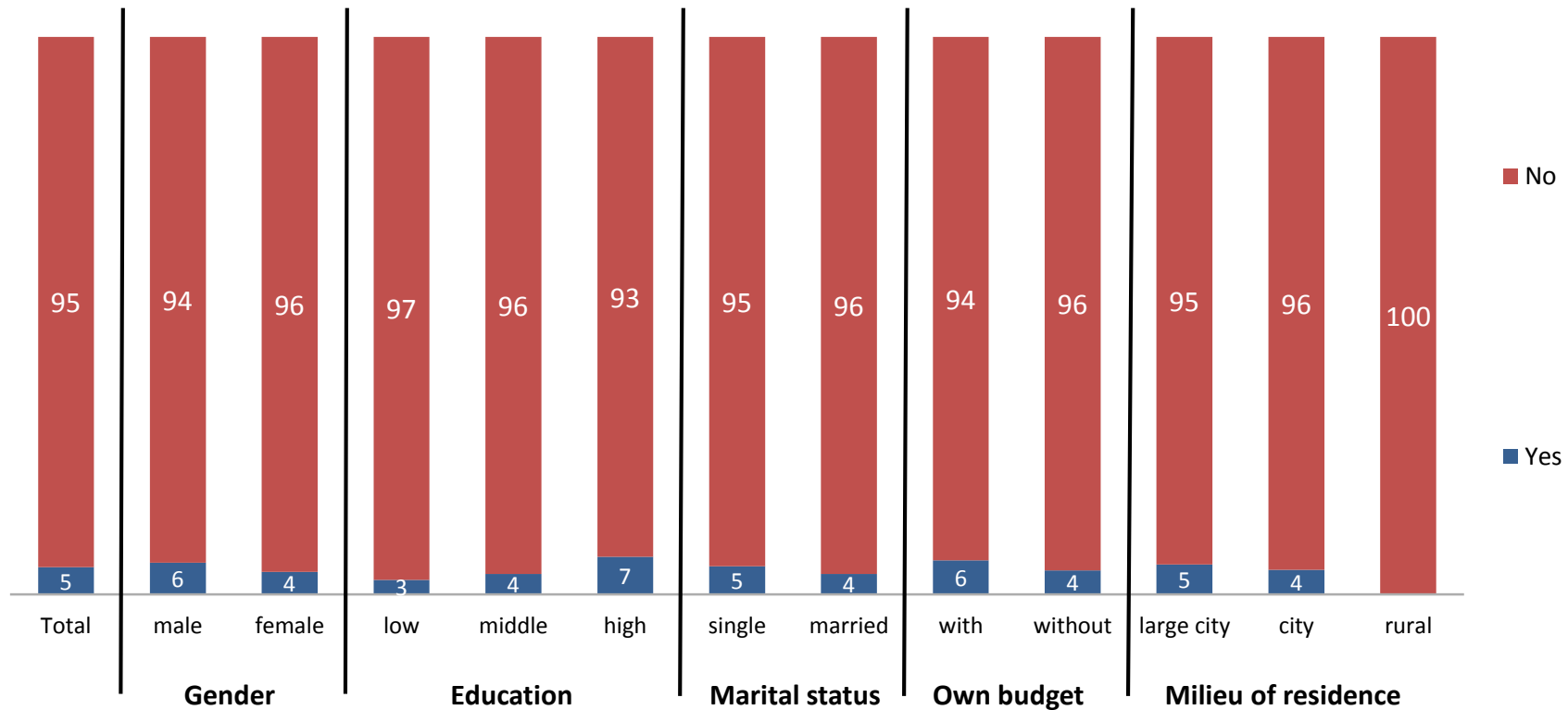
Tunisia: Threats / conflicts II

	Gender			Education			Marital status		Own budget		Milieu of residence		
	Total	male	female	low	middle	high	single	married	with	without	large city	city	rural
I believe that the use of violence will only cause further violence	80	78	81	75	81	80	80	76	78	80	81	76	80
I hate violence. I cannot stand it, if people suffer from it	81	78	85	74	83	83	82	79	81	82	84	77	79
In order to defend myself, or my family, the use of violence is legitimate	49	55	43	46	52	48	50	39	50	48	44	56	69
In case of severe conflicts there is no other solution: we have to demonstrate strength, even with violence	53	58	48	49	52	54	54	42	58	50	48	61	57
Women dressing inappropriately should not complain about sexual harassment	49	51	47	42	50	51	49	50	50	49	45	58	50

Q170: Do you rather agree or rather disagree with the following statements?

Universe: National population, 16 to 30 years/
Values in percent "(strongly) agree"

Tunisia: Lived outside your own country



Q171: Have you ever lived outside your own country?

Universe: National population, 16 to 30 years/
Values in percent

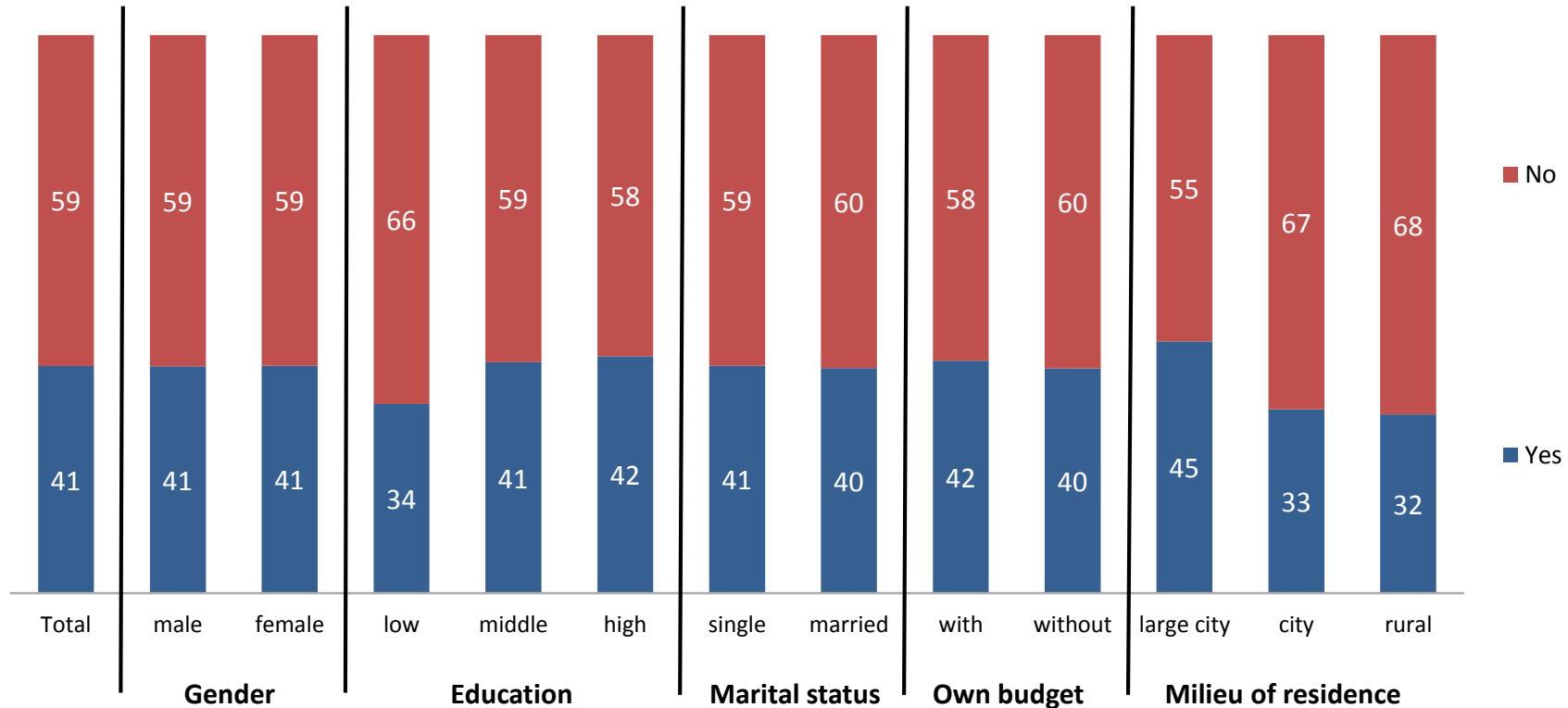
Tunisia: Where did you live?

	Gender			Education			Marital status		Own budget		Milieu of residence		
	Total	male	female	low	middle	high	single	married	with	without	large city	city	rural
Gulf	14	14	14	18	5	18	15		6	19	17	8	
Other Arab country	17	25	6	42	18	14	19			28	15	22	
Europe	64	56	75	40	78	61	60	100	94	45	65	63	
USA/Canada	2		5			3	2			4		7	
Australia													
Asia													
Latin America													
Sub-Saharan Africa	2	4				4	3			4	3		

Q172: Where exactly did you live?
Multiple answers possible

Universe: National population, 16 to 30 years/ Basis: Respondents that lived outside their own country before (Q171)/ Values in percent/ Attention: in part small number of cases

Tunisia: Family migrated to a different country



Q173: Is there somebody in your family who migrated to a foreign country?

Universe: National population, 16 to 30 years/
Values in percent

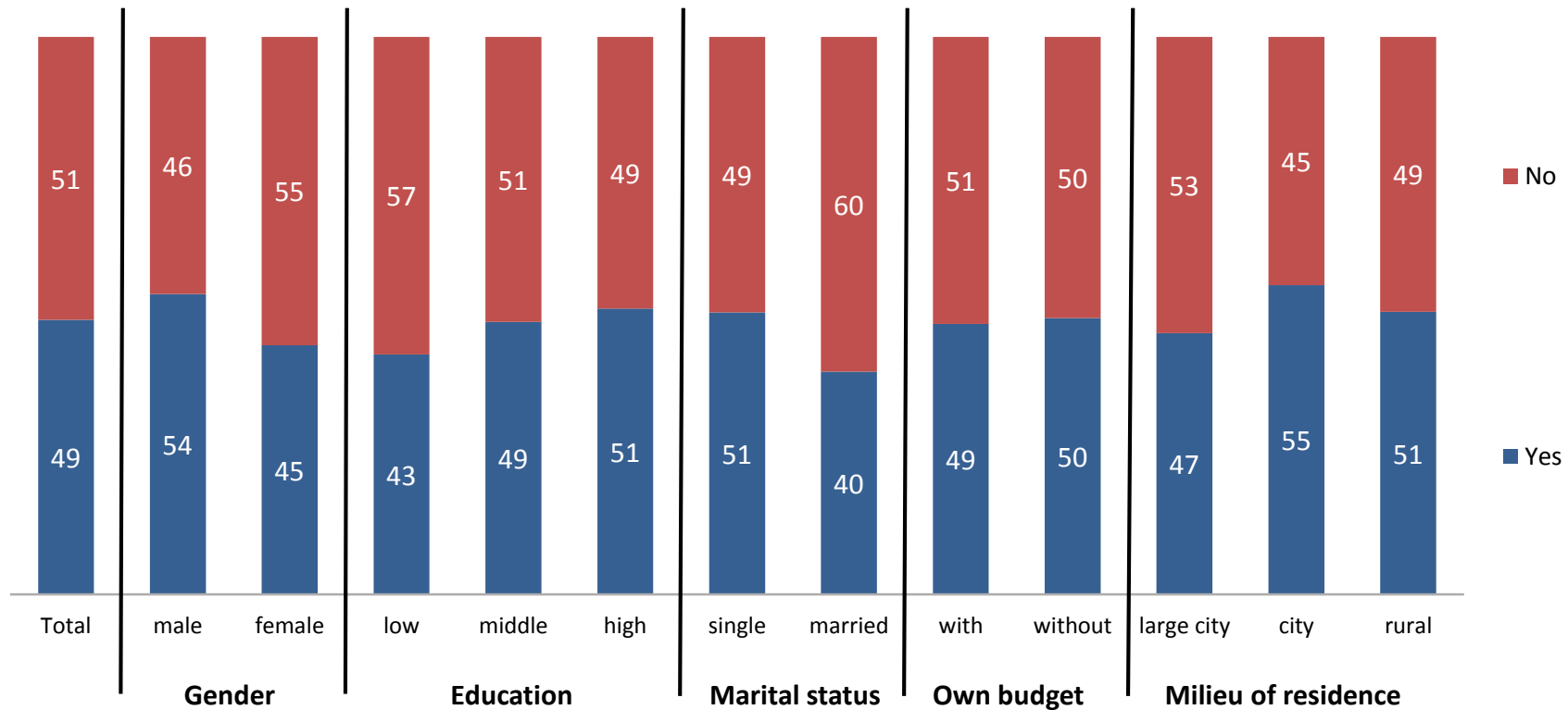
Tunisia: Where to did they migrate?

	Gender			Education			Marital status		Own budget		Milieu of residence		
	Total	male	female	low	middle	high	single	married	with	without	large city	city	rural
Gulf	14	12	16	8	11	18	14	11	16	13	15	11	
Other Arab country	6	5	7	2	4	9	6	6	5	6	6	8	
Europe	83	84	82	89	86	78	83	81	84	82	80	89	100
USA/Canada	7	7	7	5	7	8	7	5	9	6	9	2	6
Australia	0		1		1		0		1		0		
Asia	1		2		1	1	1	2	1	1	1		
Latin America	0		1		1		0		1		0		
Sub-Saharan Africa	1	1	1		1	1	1		3	0	1	1	

Q174: Where to exactly?
Multiple answers possible

Universe: National population, 16 to 30 years/ Basis: Respondents that have a family member that migrated (Q173)/ Values in percent/ Attention: in part small number of cases

Tunisia: Importance of emigration



Q175: Is this emigration of any importance to you?

Universe: National population, 16 to 30 years/
Basis: Respondents that have a family member that migrated (Q173)/
Values in percent

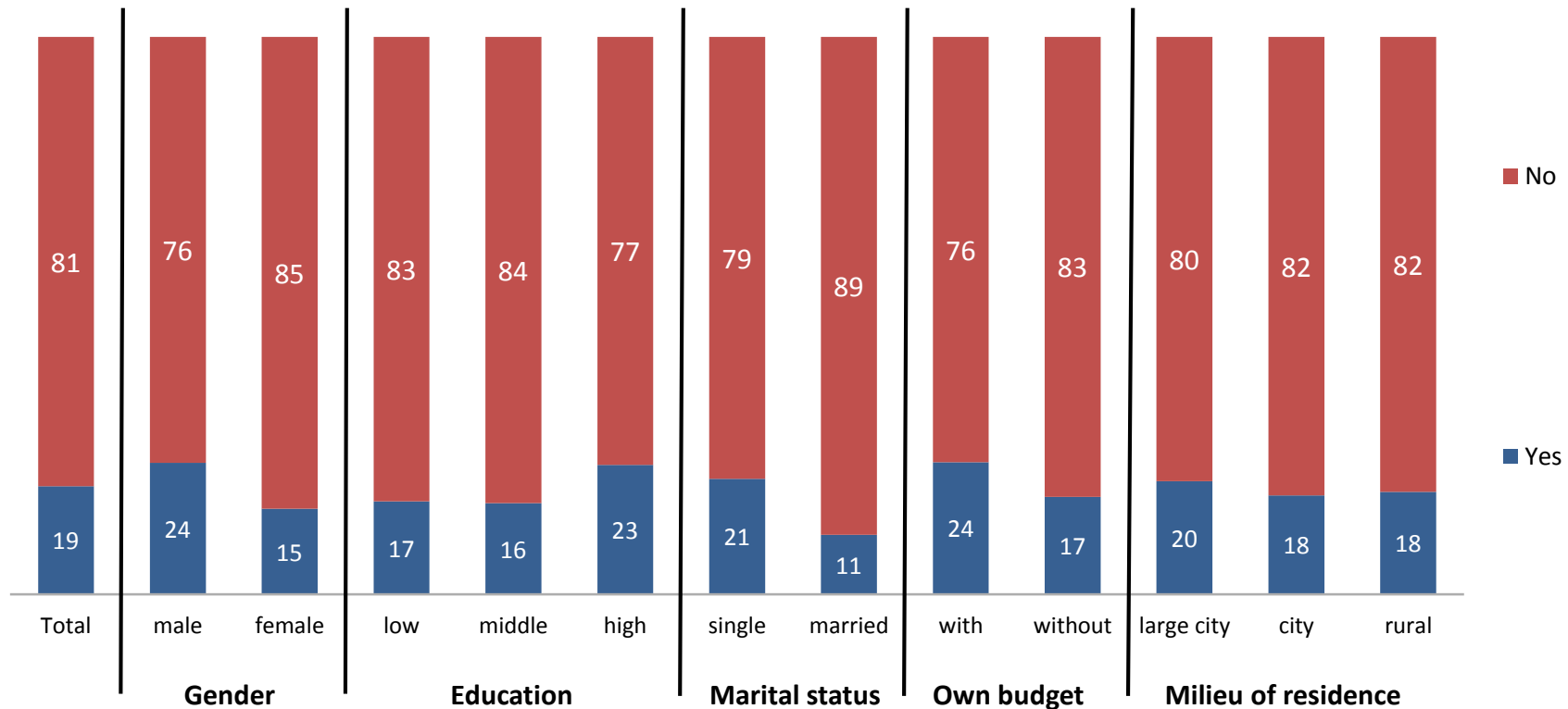
Tunisia: Consequences of migration

	Gender			Education			Marital status		Own budget		Milieu of residence		
	Total	male	female	low	middle	high	single	married	with	without	large city	city	rural
I consider it as a loss for my personal life	11	7	16	15	10	12	11	17	9	12	12	9	19
I profit from the money he/she is sending to us	30	20	42	39	27	31	29	40	34	28	28	35	40
I learned from his / her experiences abroad and decided that emigration is not a goal for me	9	7	12	4	10	10	9	13	9	10	11	6	15
I am fascinated by the idea of living in a foreign country, and my wish to emigrate has grown	50	59	39	51	54	46	52	31	41	54	52	48	26
My feelings about emigration started to get mixed up	16	18	13	23	10	19	16	15	25	11	16	16	

Q176: Which of the following statements best reflects your opinion?

Universe: National population, 16 to 30 years/
Basis: Respondents that stated that the emigration was of importance (Q175)/ Values in percent

Tunisia: Contact with job/asylum seekers in Europe



Q177: Have you been in contact (by phone, SMS, Skype) with somebody who is trying to find a job or asylum in Europe within the last three months?

Universe: National population, 16 to 30 years/
Values in percent

Tunisia: Contact with job/asylum seekers in Europe

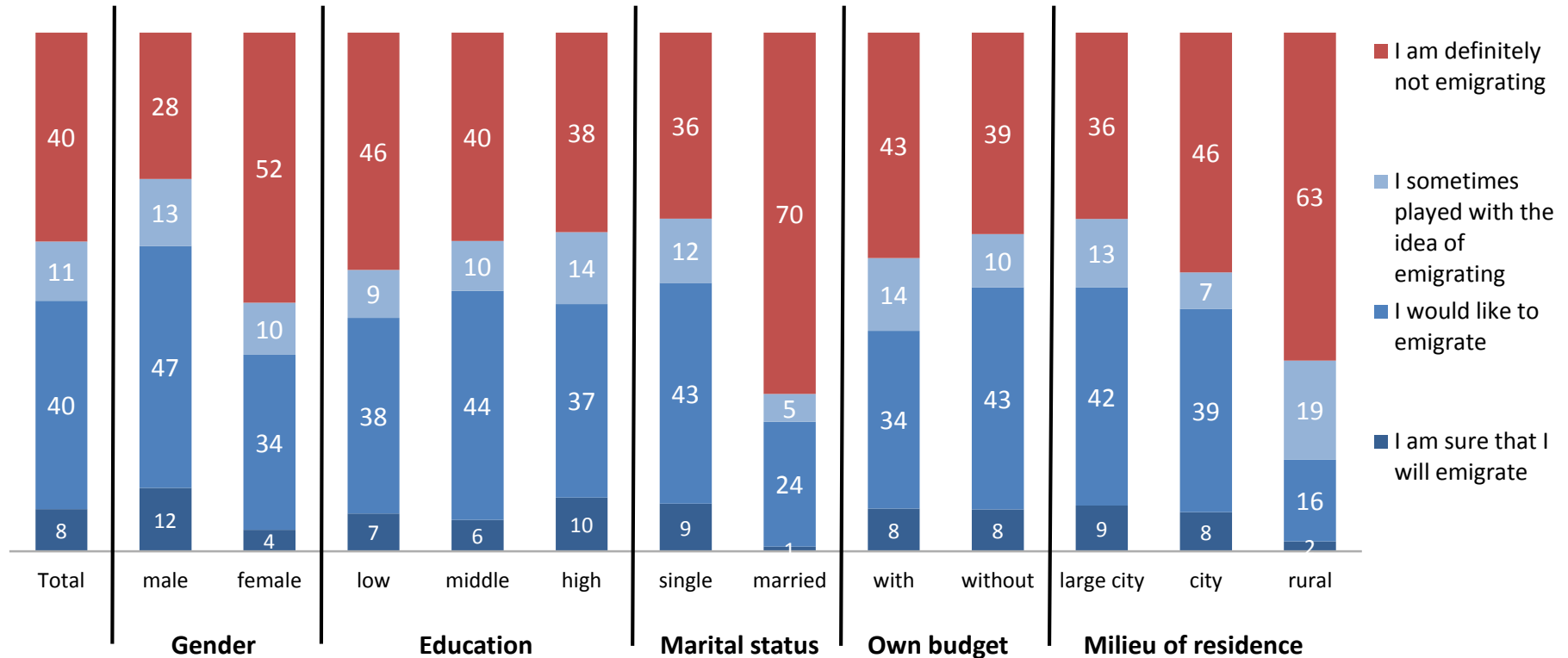
	Gender			Education			Marital status		Own budget		Milieu of residence		
	Total	male	female	low	middle	high	single	married	with	without	large city	city	rural
Family	39	32	51	37	36	42	37	73	33	43	38	40	68
Friends	69	76	59	56	76	68	72	36	72	68	71	65	72
Neighbours	7	10	3	11	7	7	8		7	8	4	15	
Others	3	1	6	5	1	4	3		2	4	2	6	

Universe: National population, 16 to 30 years/

Q178: If yes, who have you been in contact with?

Basis: Respondents that have been in contact with job/asylum seekers in Europe (Q175)/ Values in percent

Tunisia: Emigration



Q179: What would best describe your situation?

Universe: National population, 16 to 30 years/
Values in percent

Tunisia: Preferred destinations for migration I

	Gender			Education			Marital status		Own budget		Milieu of residence		
	Total	male	female	low	middle	high	single	married	with	without	large city	city	rural
Sweden	8	10	5	4	7	10	8	4	11	7	9	6	
Spain	10	8	12	4	14	8	10	6	12	9	11	7	8
Belgium	7	6	7	4	8	6	7	3	5	7	8	4	6
Bulgaria	0	0			0		0			0	0		
Denmark	0	0	1		0	1	0		1	0	0	1	
Finland	1	1	1		1	1	1			1	1	1	
France	52	51	53	76	50	46	52	44	51	52	51	51	75
Germany	42	45	36	38	38	47	41	48	46	40	41	42	52
Greece	3	1	4	5	3	2	3		4	2	3	3	

Q180: Recently a lot of people are on their way to Europe. If you were to emigrate what would be your preferred target countries? Multiple answers possible

Universe: National population, 16 to 30 years/ Basis: Respondents at least playing with the idea to migrate (Q179)/ Values in percent

Tunisia: Preferred destinations for migration II

	Gender			Education			Marital status		Own budget		Milieu of residence		
	Total	male	female	low	middle	high	single	married	with	without	large city	city	rural
Italy	19	19	19	24	24	12	19	19	16	20	21	14	16
Luxembourg	1	2	0		1	2	2		3	1	2	0	
Netherlands	3	3	3		3	4	3	4	5	2	4	2	
Portugal	1	1	1		1	0	1		1	1	1	0	
United Kingdom	9	9	9	4	11	9	9	11	8	10	9	9	19
Austria	2	2	2		2	2	2	6	2	2	2	2	10
Switzerland	15	13	18	8	18	15	14	27	16	15	16	13	16
Other	12	9	15	2	10	16	11	18	16	10	11	14	9
None	1	2	1	1		3	1		1	2	1	3	

Q180: Recently a lot of people are on their way to Europe. If you were to emigrate what would be your preferred target countries? Multiple answers possible

Universe: National population, 16 to 30 years/ Basis: Respondents at least playing with the idea to migrate (Q179)/ Values in percent

Tunisia: Change current situation I

	Gender			Education			Marital status		Own budget		Milieu of residence		
	Total	male	female	low	middle	high	single	married	with	without	large city	city	rural
To leave your family in order to obtain a good professional qualification	53	65	41	53	51	54	57	23	52	53	55	50	27
To leave your family even if you risk your life	19	24	14	26	17	18	20	14	17	20	23	13	5
To accept work that is very much below your qualification	34	37	30	43	32	32	34	34	27	36	37	28	27
To marry somebody from a class that is much above your personal background	36	41	32	42	39	31	40	10	34	37	37	36	19
To marry somebody from a class that is much below your personal background	32	45	20	30	36	29	36	9	37	30	33	32	21

Q181: In order to change your current situation would you be ready...?

Universe: National population, 16 to 30 years/
Values in percent "(rather) agree"

Tunisia: Change current situation II

	Gender			Education			Marital status		Own budget		Milieu of residence		
	Total	male	female	low	middle	high	single	married	with	without	large city	city	rural
To accept work in a rural region of your country	54	61	48	45	53	59	55	46	58	53	50	62	54
To accept work in a rural region in an Arab country	38	50	26	36	42	36	41	20	39	38	37	42	36
To accept work in a rural region in Europe	52	65	39	48	53	52	56	26	50	53	52	54	35
To marry somebody with a different religion	15	25	5	15	16	14	16	5	15	15	16	14	5
To marry somebody who is significantly older than you	8	11	5	9	9	7	9	4	7	8	9	6	7

Q181: In order to change your current situation would you be ready...?

Universe: National population, 16 to 30 years/
Values in percent "(rather) agree"