

Youth in the MENA region: Coping with Uncertainty Syrian Refugees in Lebanon

A survey by Friedrich Ebert Foundation
in cooperation with
TNS Infratest Political Research
and the University of Leipzig

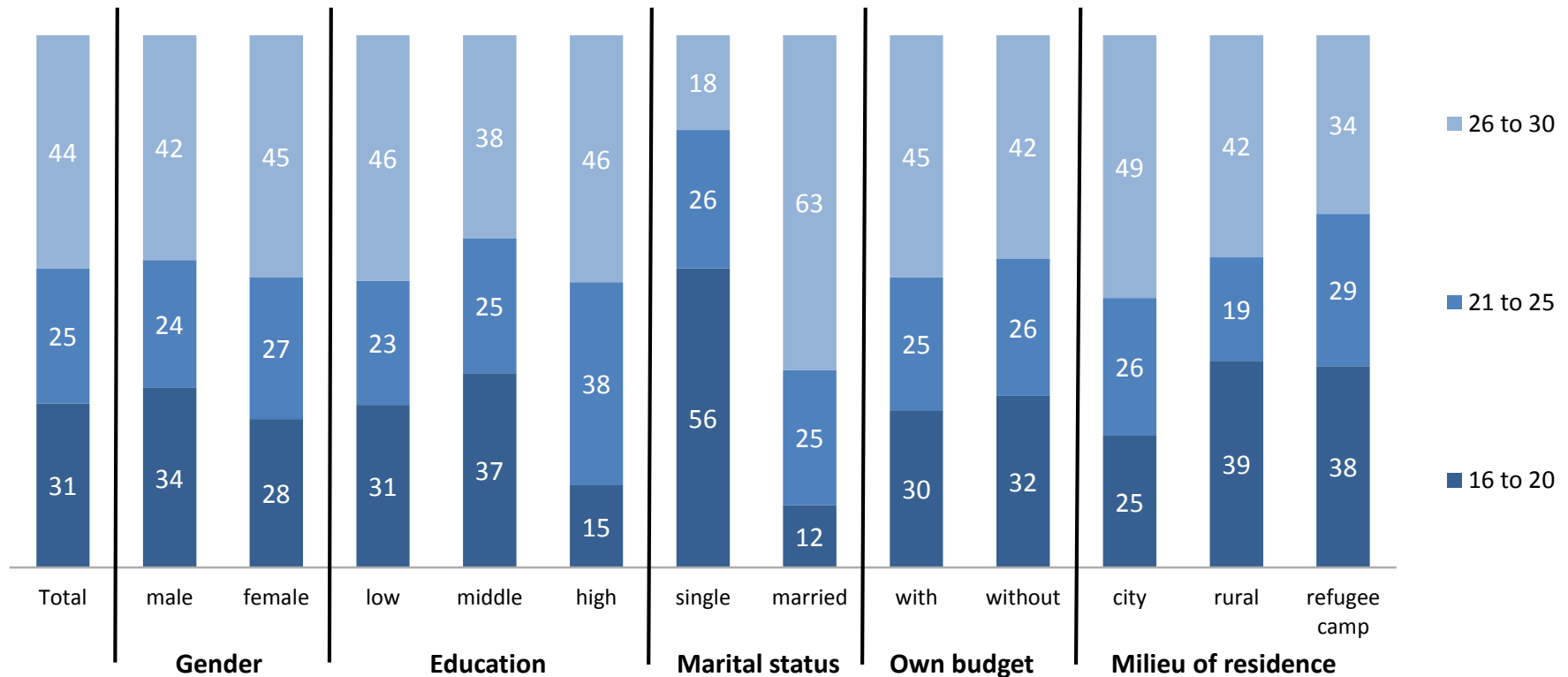
July 2017

Methodological overview

Universe	Syrian Refugees in Lebanon, 16 to 30 years
Sample	Quota per age, gender, and region
Sample size	1,000 respondents
Fieldwork period	May - July 2016
Method of Data Collection	PAPI (paper and pencil interview) / TAPI (telephone and paper/pencil interview)
Conducting Institutes	Data Collection: Lebanon Statistics, Lebanon Analysis and Reporting: TNS Infratest Political Research

PERSONAL SITUATION

Syrian refugee: Age



Q4: Can you please tell me your year of birth?

Universe: National population, 16 to 30 years/
Values in percent

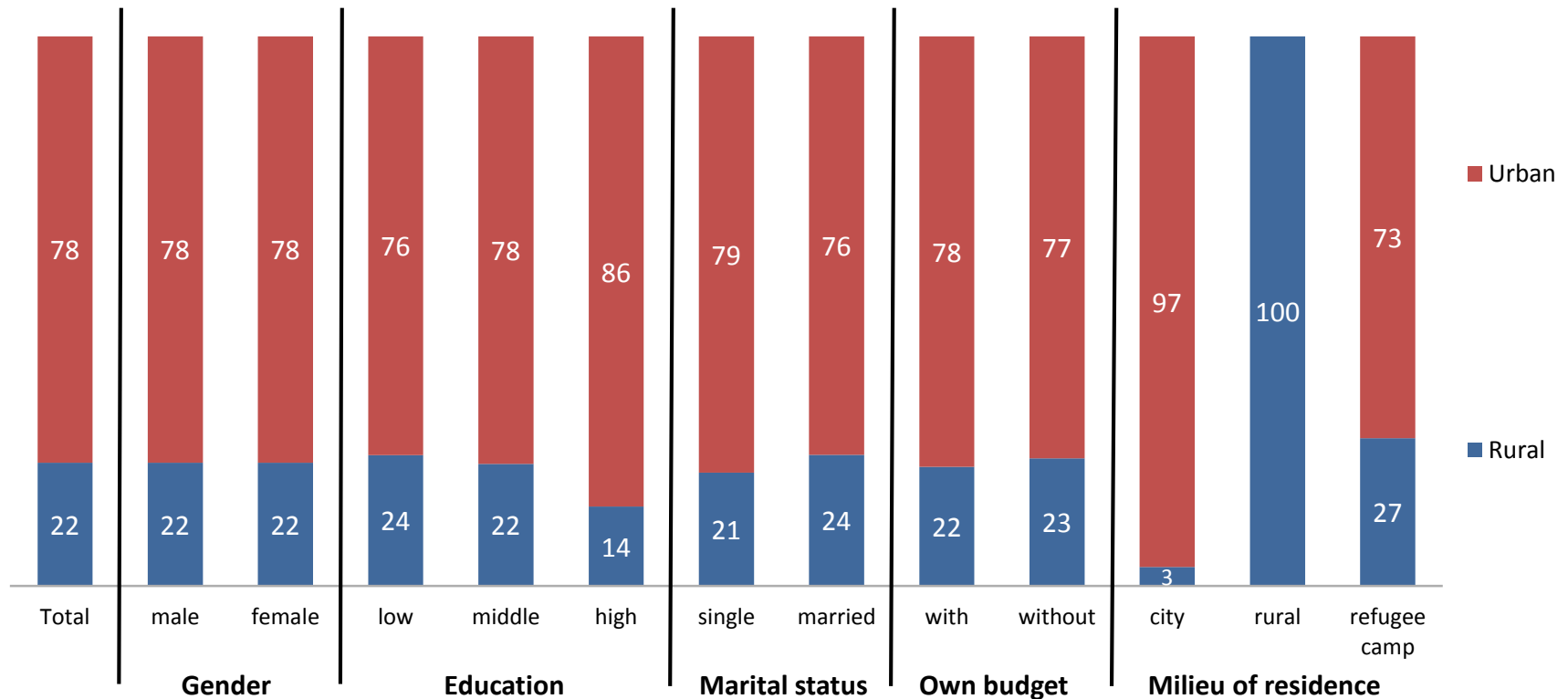
Syrian refugee: Milieu of residence

	Gender			Education			Marital status		Own budget		Milieu of residence		
	Total	male	female	low	middle	high	single	married	with	without	city	rural	refugee camp
Refugee camp	24	25	23	33	10	5	22	25	20	28			100
Hamlet < 50	1	0	1	0	0	1	0	1	0	1		4	
Village 50 – 1,000	2	2	2	2	1	3	1	2	1	2		12	
refugee camp centre 1,001 – 20,000	46	45	46	36	58	72	45	47	52	40	62	84	
Small rural 20,001 - 100,000	21	21	21	21	23	18	21	21	22	20	38		
Medium-sized rural 100,001 - 500,000	7	7	7	7	8	1	10	5	4	10			
city > 500,000													

Q5: Which is your milieu of residence?

Universe: National population, 16 to 30 years/
Values in percent

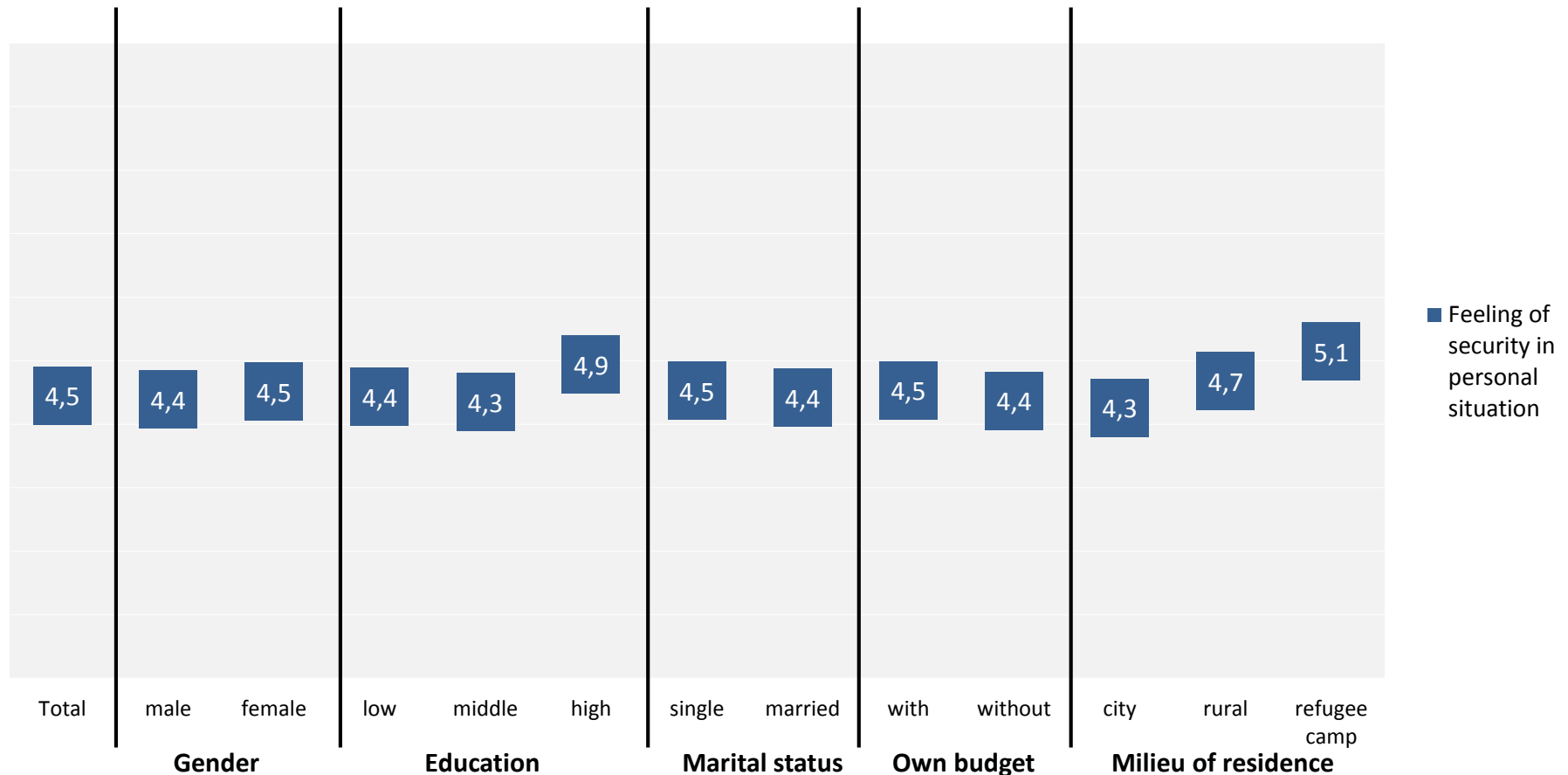
Syrian refugee: Fieldwork area



Q7: Please select the fieldwork area

Universe: National population, 16 to 30 years/
Values in percent

Syrian refugee: Personal situation - Feeling of security overall



Q9: If you consider your personal situation in all its parts and aspects today (school / job, family, economic situation, political transformations, future developments, etc.), all in all, do you feel rather secure or rather insecure? Please rate your situation on a scale from 1 (not at all secure) to 10 (totally secure).

Universe: National population, 16 to 30 years/
Average values

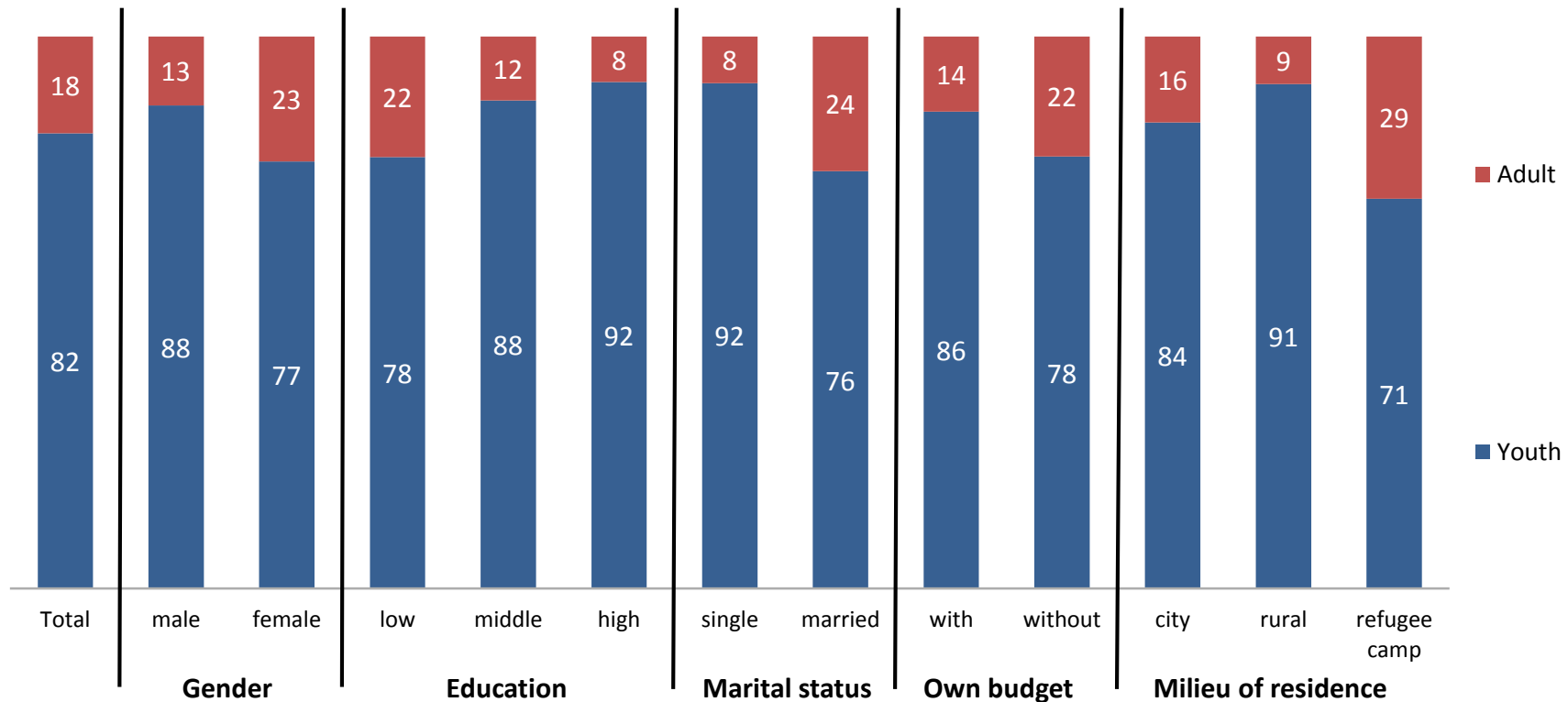
Syrian refugee: Areas of security

	Gender			Education			Marital status		Own budget		Milieu of residence		
	Total	male	female	low	middle	high	single	married	with	without	city	rural	refugee camp
My economic situation	3,3	3,3	3,4	3,1	3,5	3,9	3,5	3,2	3,5	3,1	3,5	3,8	2,8
My health status	6,3	6,4	6,1	6,1	6,5	6,7	6,4	6,2	6,6	5,9	6,4	6,5	6,1
My emotions	5,2	5,2	5,2	5,1	5,4	5,5	5,2	5,2	5,5	4,9	5,2	5,5	5,5
My exposure to violence	5,5	5,5	5,6	5,5	5,6	5,8	5,6	5,5	5,7	5,3	5,6	5,4	6,0
My access to food	4,8	4,9	4,8	4,7	5,0	5,4	5,1	4,7	5,1	4,5	5,0	4,9	4,7
The future of my family	3,8	3,8	3,8	3,7	4,0	4,2	4,0	3,7	4,0	3,6	3,8	4,1	4,0
The probability of armed conflict	3,9	3,9	3,9	3,9	4,0	3,8	3,9	4,0	4,0	3,9	3,9	3,5	4,6
My future professional career	3,4	3,5	3,3	3,3	3,5	3,6	3,6	3,2	3,6	3,1	3,3	3,7	3,7

Q10: Can you specify the area of security: I feel secure / insecure in the following fields:
Please rate your situation on a scale from 1 (not at all secure) to 10 (totally secure).

Universe: National population, 16 to 30 years/
Average values

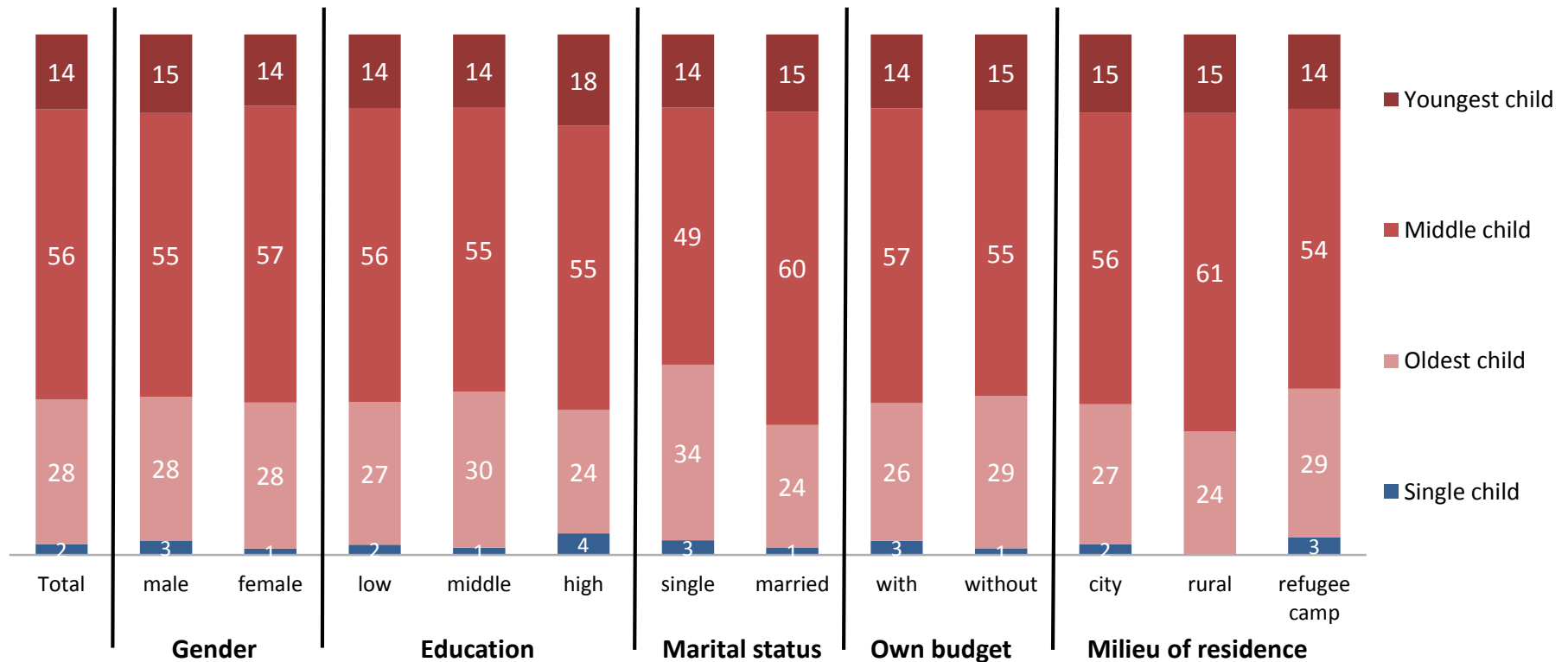
Syrian refugee: Belonging to youths or adults



Q11: Would you consider yourself to belong to the youths or to the group of adults?

Universe: National population, 16 to 30 years/
Values in percent

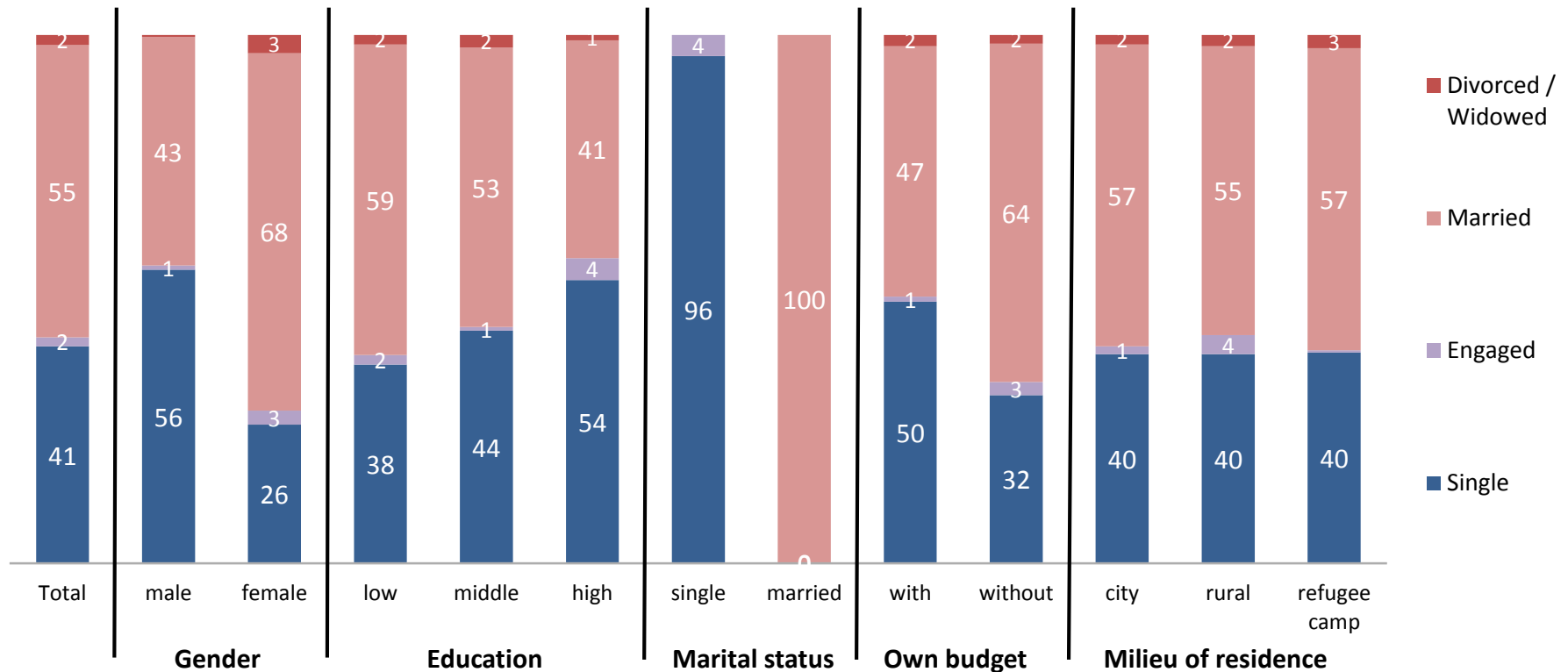
Syrian refugee: Birth sequence



Q13: Birth sequence: Are you single child, oldest child, middle child or youngest child?

Universe: National population, 16 to 30 years/
Values in percent

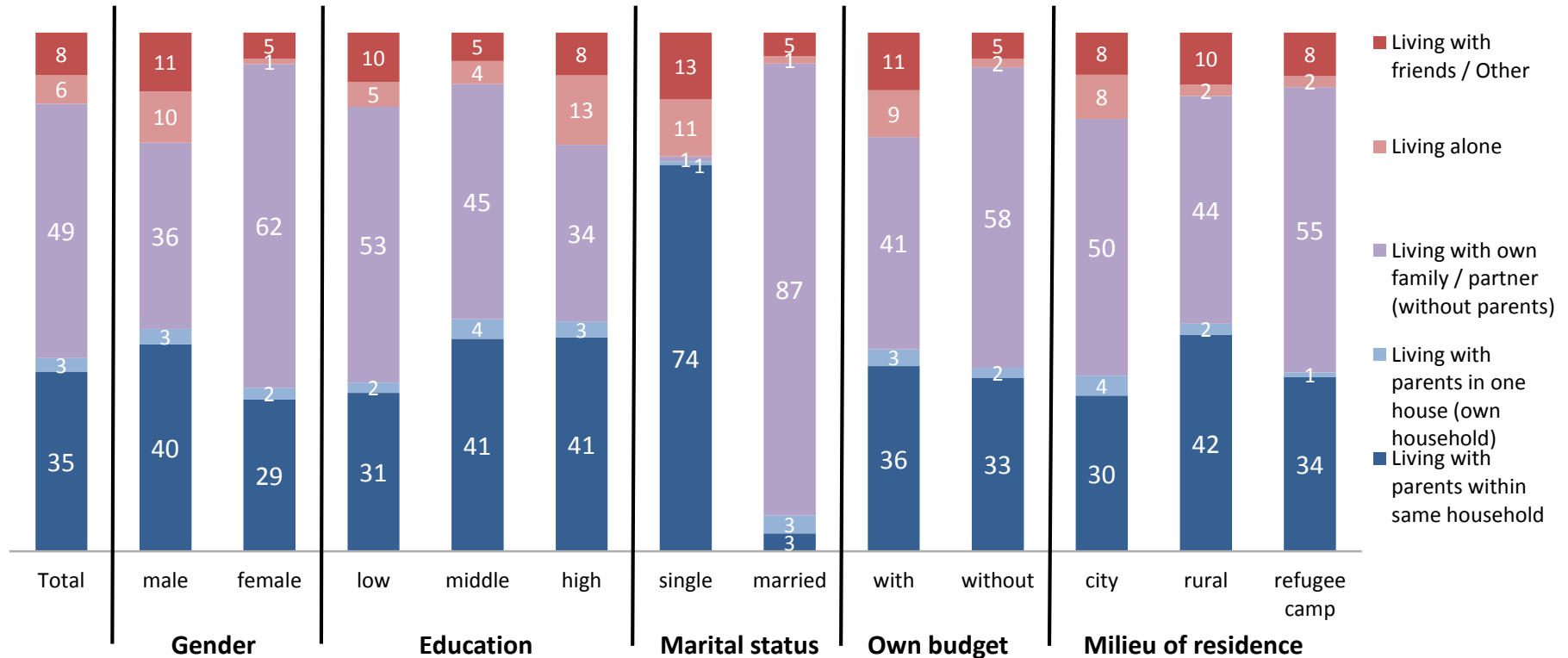
Syrian refugee: Marital status



Q14: Marital status: Are you...?

Universe: National population, 16 to 30 years/
Values in percent

Syrian refugee: Living situation



Q15: What is your current living situation?

Universe: National population, 16 to 30 years/
Values in percent

Syrian refugee: Household size



Q16: Including yourself: how many people live in your household?

Q17: Among those: how many people are between 16 and 65 years old including yourself?

Universe: National population, 16 to 30 years/

Basis: Respondents not living on their own/

Average values

Syrian refugee: Head of household

	Gender			Education			Marital status		Own budget		Milieu of residence		
	Total	male	female	low	middle	high	single	married	with	without	city	rural	refugee camp
Myself	27	48	7	26	28	32	11	37	43	10	27	21	30
My husband / wife	34	6	60	38	28	23	1	58	15	54	38	32	33
My father	31	38	25	28	38	32	70	4	33	29	28	35	30
My mother	4	4	4	3	4	5	9	0	4	4	4	3	4
Nobody	1	1	0	1			2		1	0	1		0
Somebody else	4	4	4	4	3	8	8	1	4	4	3	9	4

Q18: Who is the head of household among the people you are living with?
Multiple answers possible

Universe: National population, 16 to 30 years/
Basis: Respondents not living on their own/ Values in percent

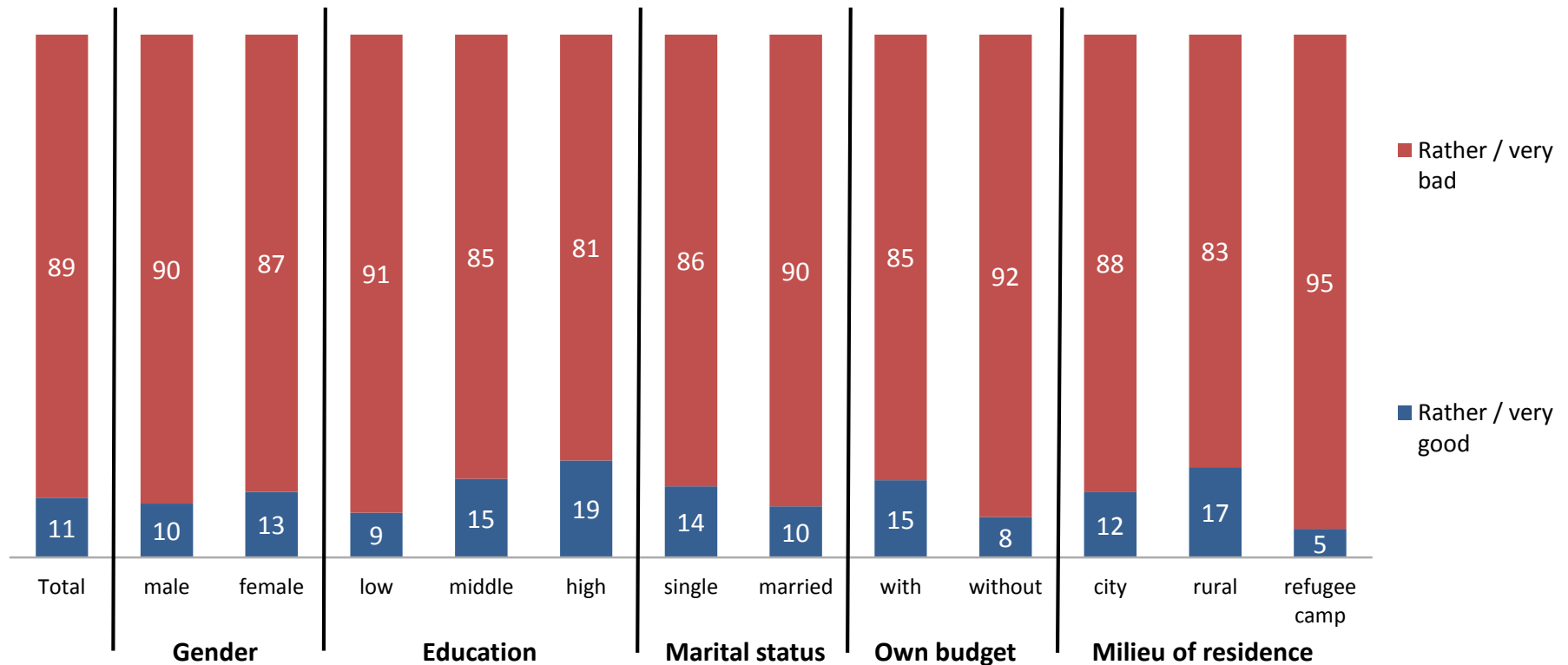
Syrian refugee: Manager of everyday household affairs

		Gender		Education			Marital status		Own budget		Milieu of residence		
	Total	male	female	low	middle	high	single	married	with	without	city	rural	refugee camp
Myself	30	37	23	31	27	32	10	43	38	22	29	26	37
My husband / wife	30	16	44	32	29	25	1	52	19	41	36	30	23
My father	21	26	17	17	28	26	46	3	24	18	23	20	14
My mother	15	16	14	15	15	12	33	1	13	16	10	16	21
Somebody else	5	6	3	5	3	6	9	2	6	3	4	8	5

Q19: Who manages everyday affairs for your household?
Multiple answers possible

Universe: National population, 16 to 30 years/
Basis: Respondents not living on their own/ Values in percent

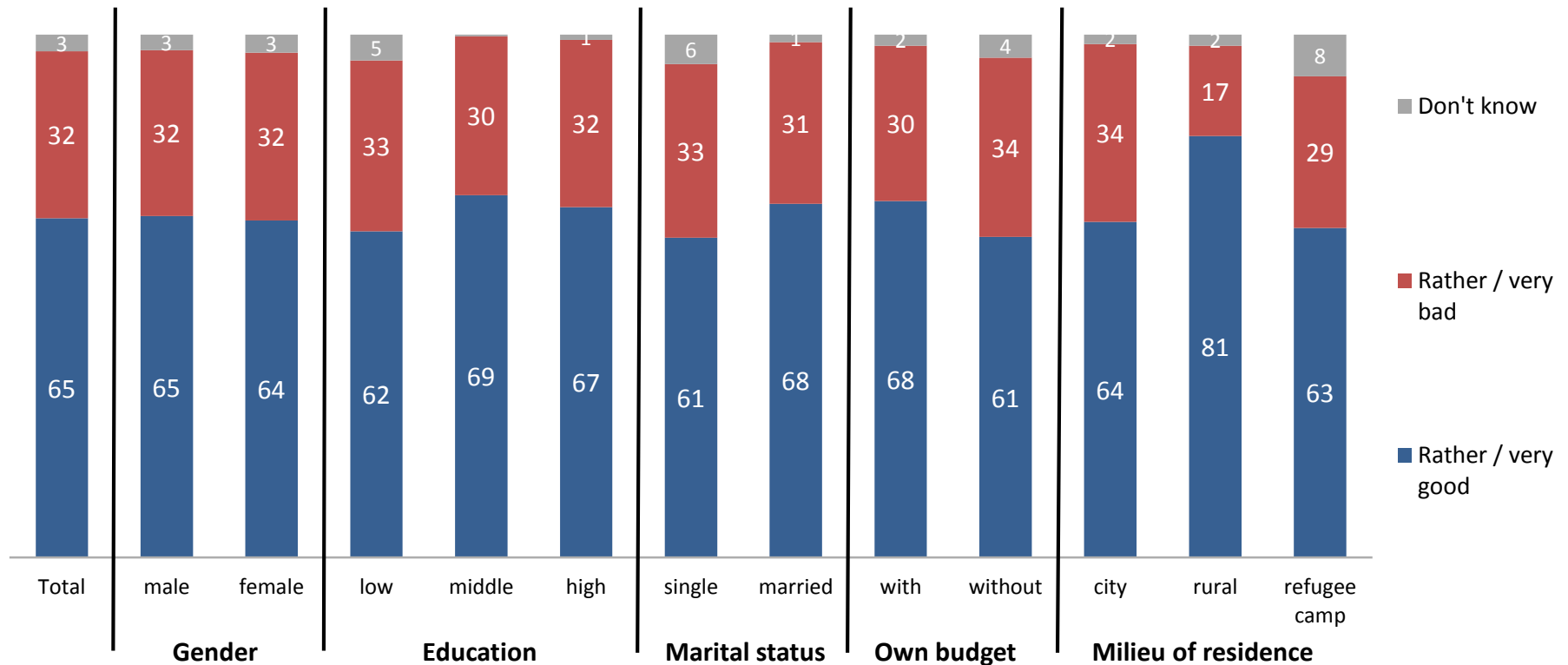
Syrian refugee: Assessment of economic situation today



Q20: How would you assess the economic situation of your family today?

Universe: National population, 16 to 30 years/
Values in percent

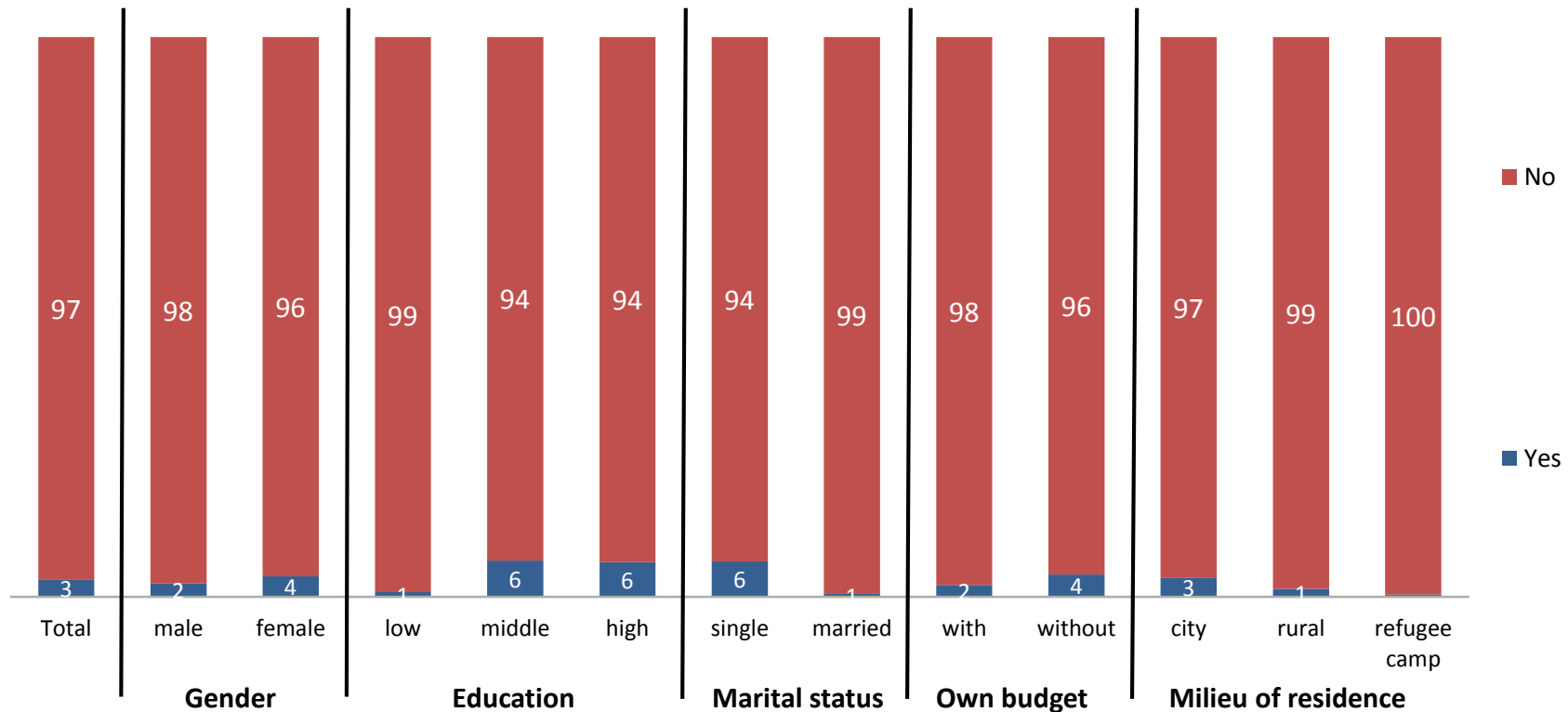
Syrian refugee: Assessment of economic situation in 2010



Q21: How would you assess the economic situation of your family in 2010?

Universe: National population, 16 to 30 years/
Values in percent

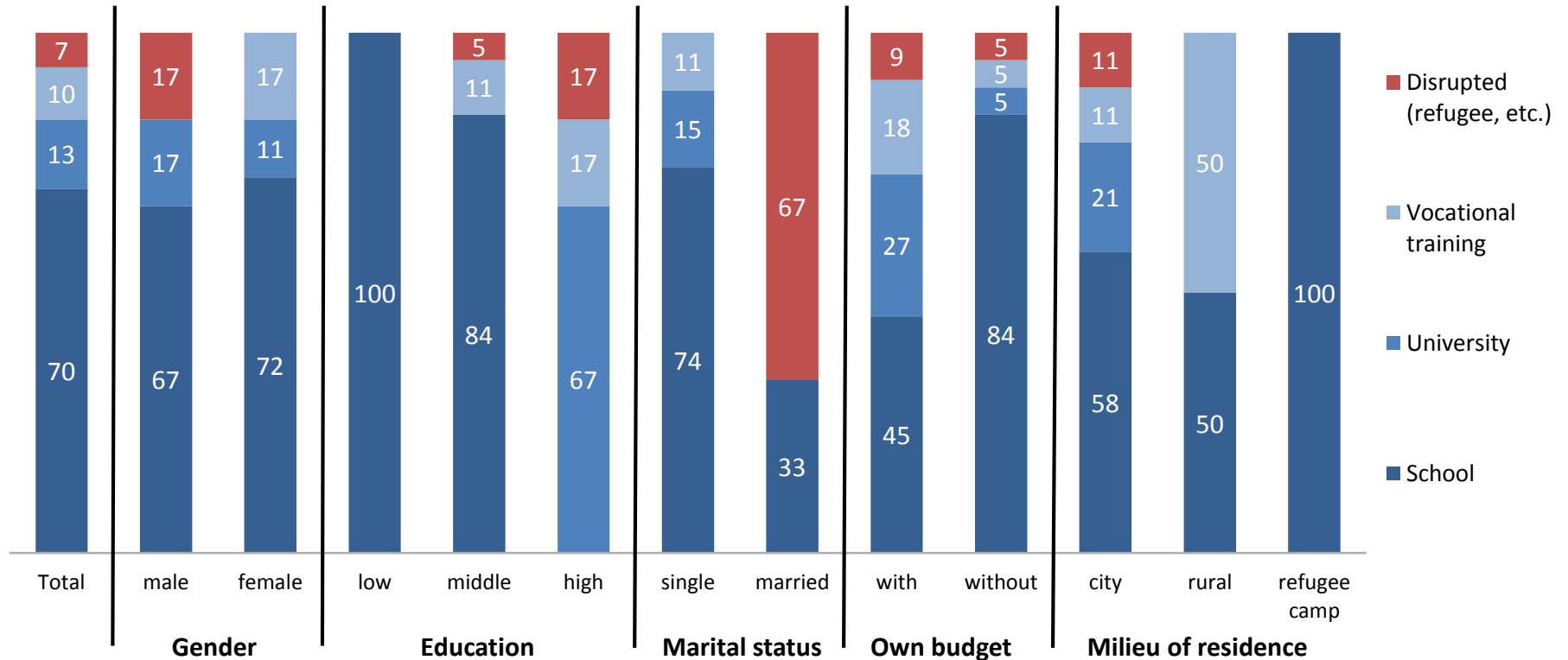
Syrian refugee: Student



Q24: Are you a student?

Universe: National population, 16 to 30 years/
Values in percent

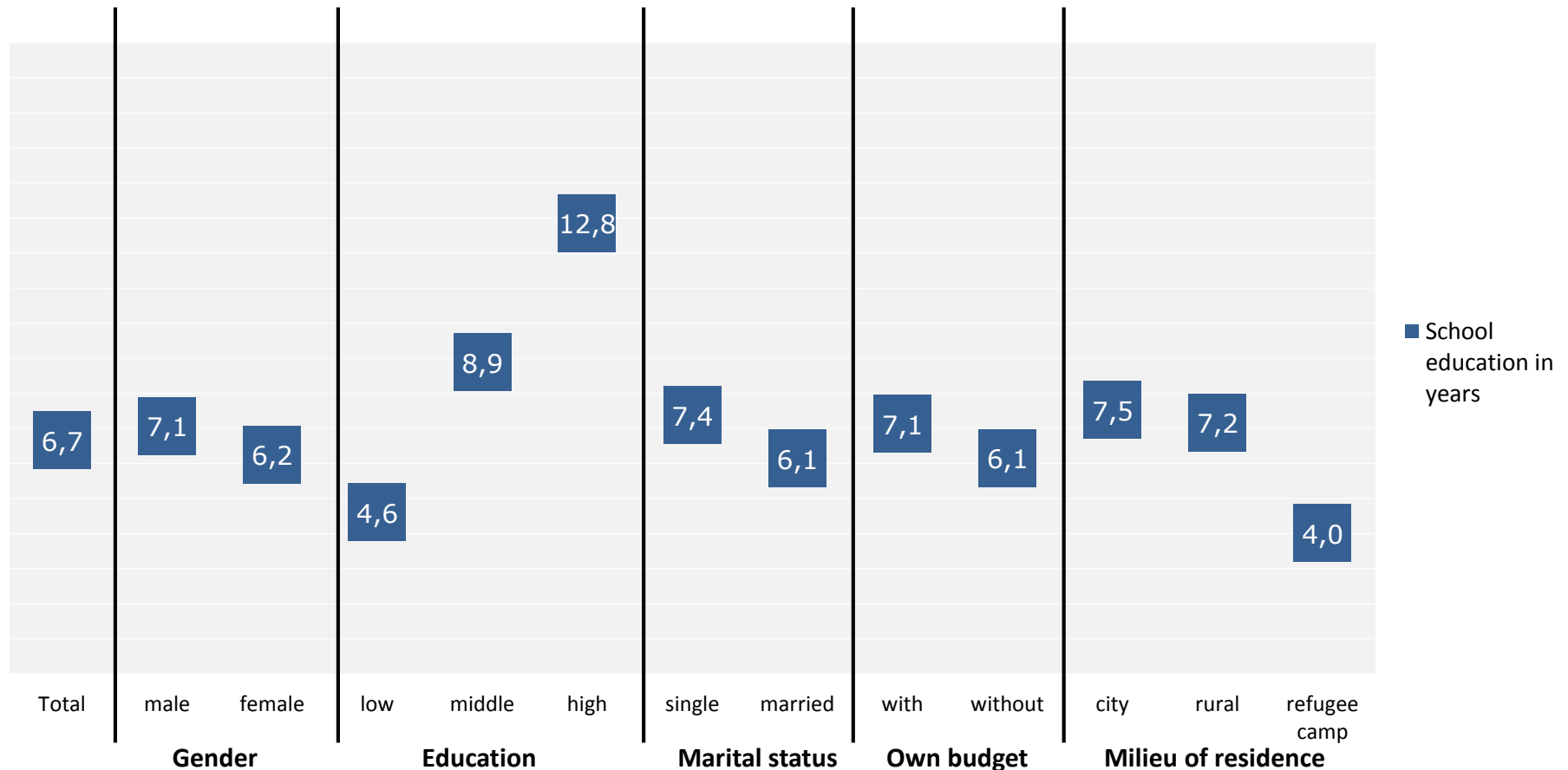
Syrian refugee: Current education



Q25: Are you going to...?

Universe: National population, 16 to 30 years/
Basis: Respondents that are currently students (Q24)/
Values in percent/ Attention: in part small number of cases

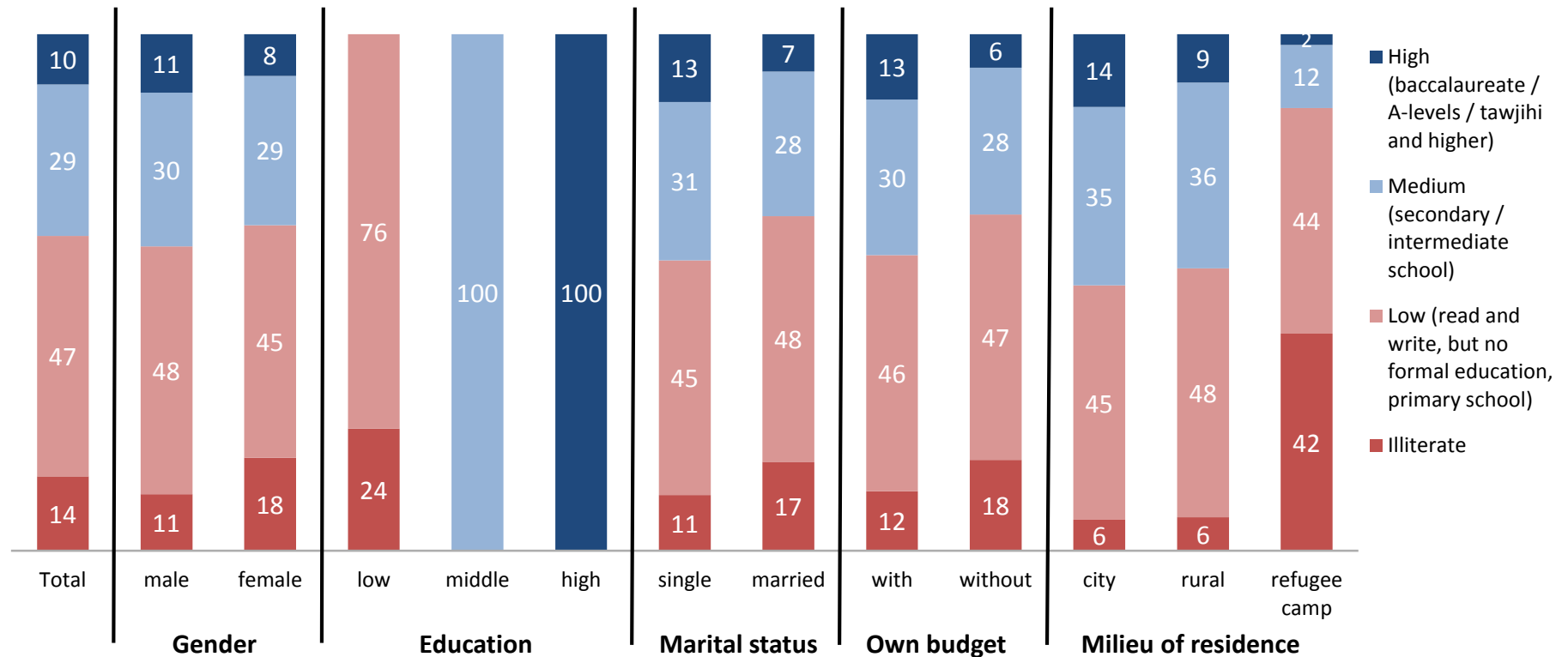
Syrian refugee: Duration of school education



Q26: How many years did you go to school (excluding pre-school and university)?
Please, calculate total years (maximum: up until baccalaureate).

Universe: National population, 16 to 30 years/
Average values

Syrian refugee: Highest degree achieved



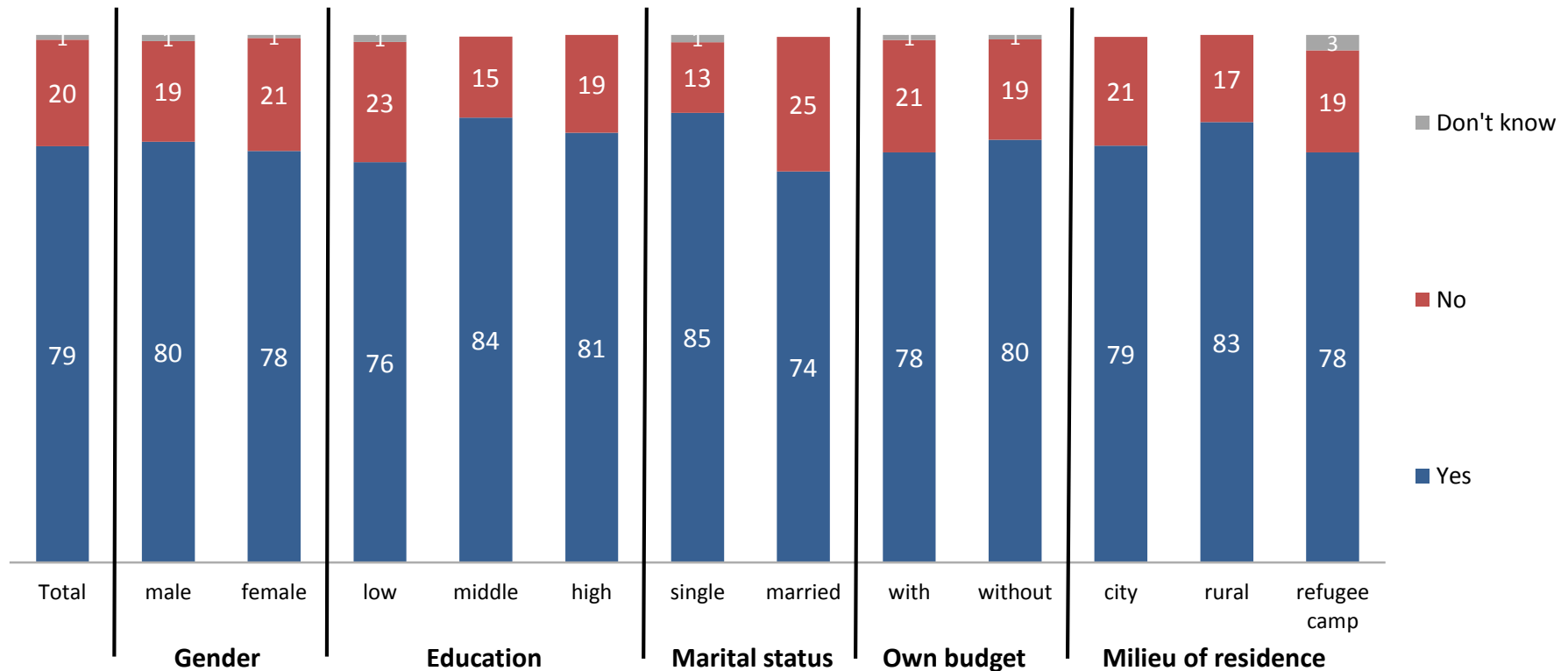
Q27: Which is your highest degree?

Universe: National population, 16 to 30 years/
Values in percent

Parents

FATHER

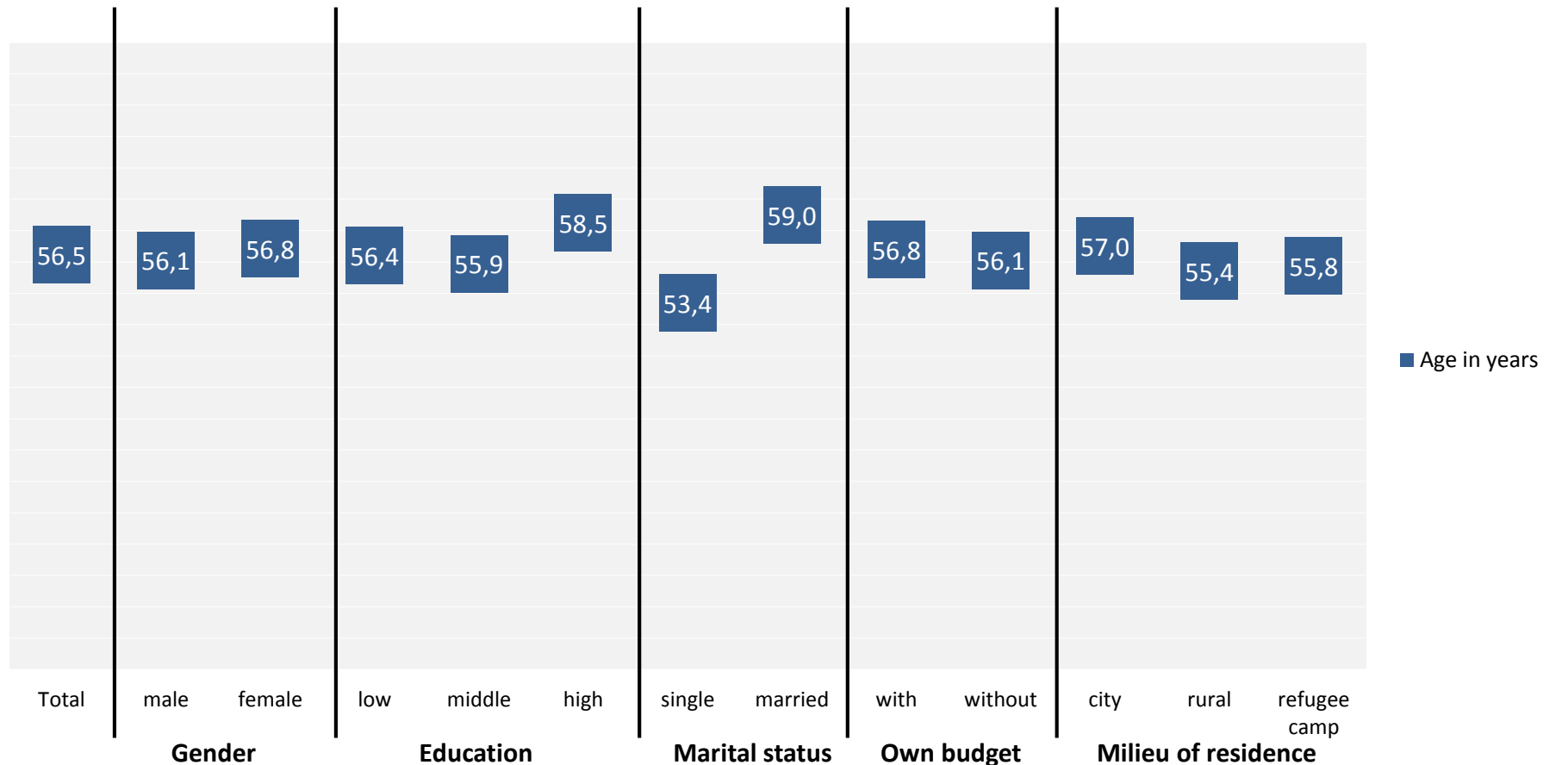
Syrian refugee: Father alive



Q28: Is your father still alive?

Universe: National population, 16 to 30 years/
Values in percent

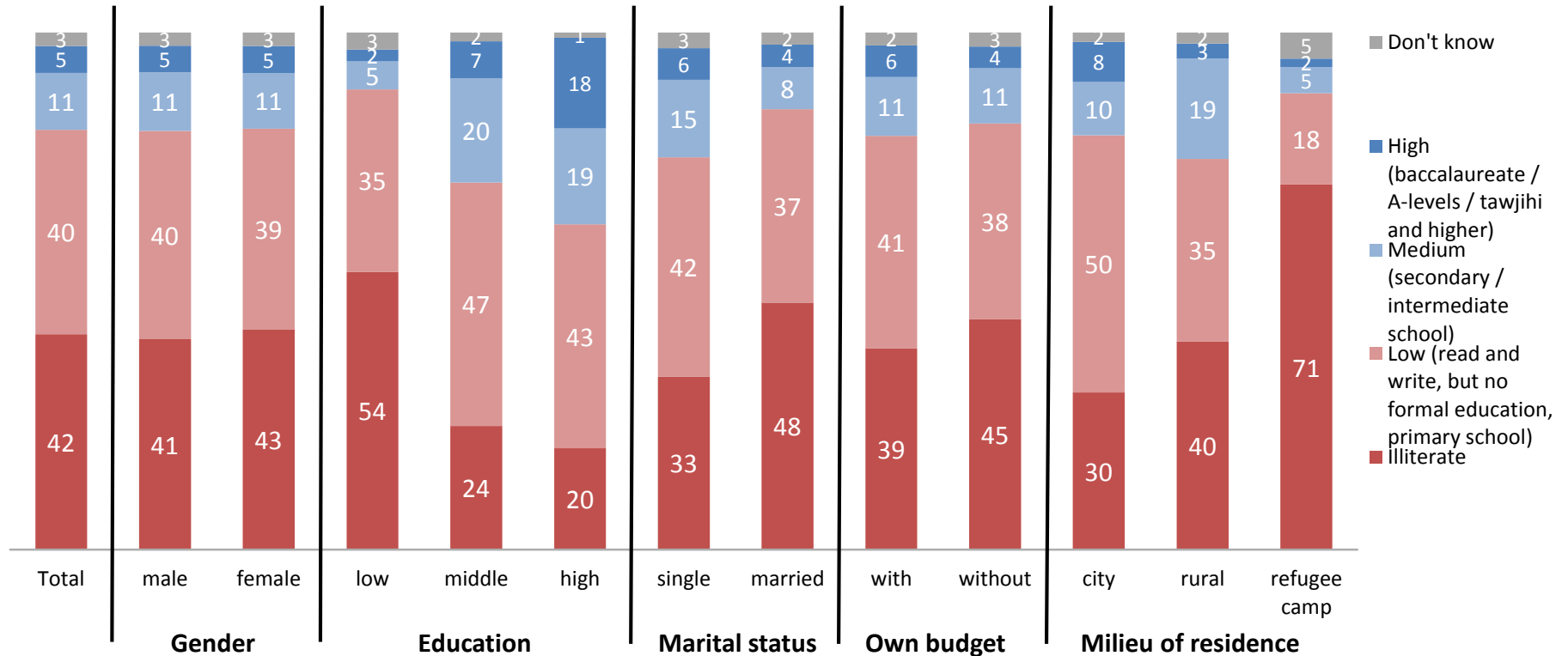
Syrian refugee: Father's age



Q29: How old is your father?

Universe: National population, 16 to 30 years/
Basis: Father still alive (Q28)
Average values

Syrian refugee: Father's highest level of education



Q30: What is / was his level of education (highest degree)?

Universe: National population, 16 to 30 years/
Values in percent

Syrian refugee: Father's occupation(s)

	Gender			Education			Marital status		Own budget		Milieu of residence		
	Total	male	female	low	middle	high	single	married	with	without	city	rural	refugee camp
State employee	7	7	6	3	11	14	7	6	7	6	8	9	3
Employee (with insurance)	3	2	3	1	3	8	2	3	3	3	4	4	0
Worker (no insurance, but continuous employment)	3	2	4	3	2	5	2	4	3	3	4	5	1
Remunerated labourer as part of a family business	3	2	3	2	3	1	4	1	3	2	3	1	2
Self-employed with higher education (medical doctor, etc.)	1	0	1	0	1	1	1	1	1	0	1	1	
Self-employed without higher education, but qualification	13	13	13	10	18	19	16	11	13	14	15	11	8
Self-employed in agriculture	24	24	23	27	19	19	21	26	24	23	22	29	26
Self-employed in service sector (continuous work, unstable inc.)	17	17	16	16	18	15	17	16	16	17	20	15	8
Day labourer (unstable employment, unstable income)	28	29	27	32	24	18	27	28	27	29	22	24	47
Jobless / work without income	3	3	3	4	1	2	2	4	3	3	2	3	6
Retired	3	4	3	2	3	7	3	3	4	2	5	3	1
Other	1	1	1	0	1		1	1	1	1	0	2	

Q31: What kind of different occupations/jobs did or does your father do? Multiple answers possible

Universe: National population, 16 to 30 years/
Values in percent

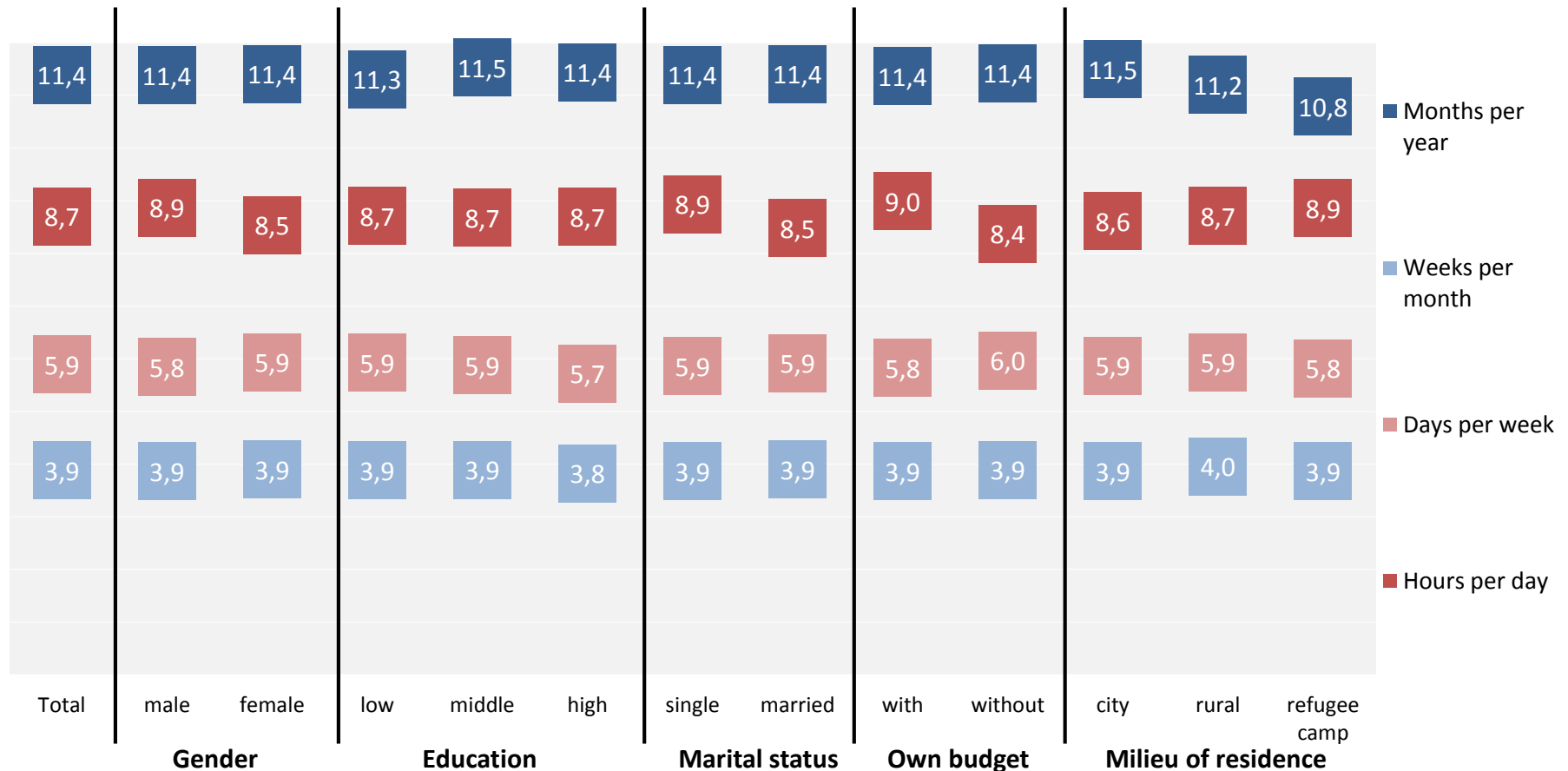
Syrian refugee: Father's main occupation

		Gender		Education			Marital status		Own budget		Milieu of residence		
	Total	male	female	low	middle	high	single	married	with	without	city	rural	refugee camp
State employee	6	7	6	3	10	14	7	6	6	6	7	9	3
Employee (with insurance)	3	2	3	1	3	8	2	3	3	2	4	4	0
Worker (no insurance, but continuous employment)	3	2	4	3	2	5	2	3	3	3	3	5	1
Remunerated labourer as part of a family business	3	2	3	2	3	1	4	1	3	2	3	1	2
Self-employed with higher education (medical doctor, etc.)	1	0	1	0	1	1	1	1	1	0	1	1	
Self-employed without higher education, but qualification	13	13	13	10	17	19	16	11	13	14	15	11	8
Self-employed in agriculture	23	23	23	26	18	19	20	25	24	22	21	29	25
Self-employed in service sector (continuous work, unstable inc.)	16	17	16	16	18	12	17	16	16	17	20	14	8
Day labourer (unstable employment, unstable income)	28	28	27	31	24	18	26	28	26	29	21	23	47
Jobless / work without income	3	3	3	4	1	2	2	4	3	3	2	3	6
Retired	1	1	1	1	2	1	2	1	2	0	2	1	
Other	0		1	0			0	0		1	0		

Universe: National population, 16 to 30 years/
Values in percent

Q32: And what is / was his main occupation? (Job held the longest)

Syrian refugee: Father's frequency of work



Q33: Concerning his main occupation, please tell me the....

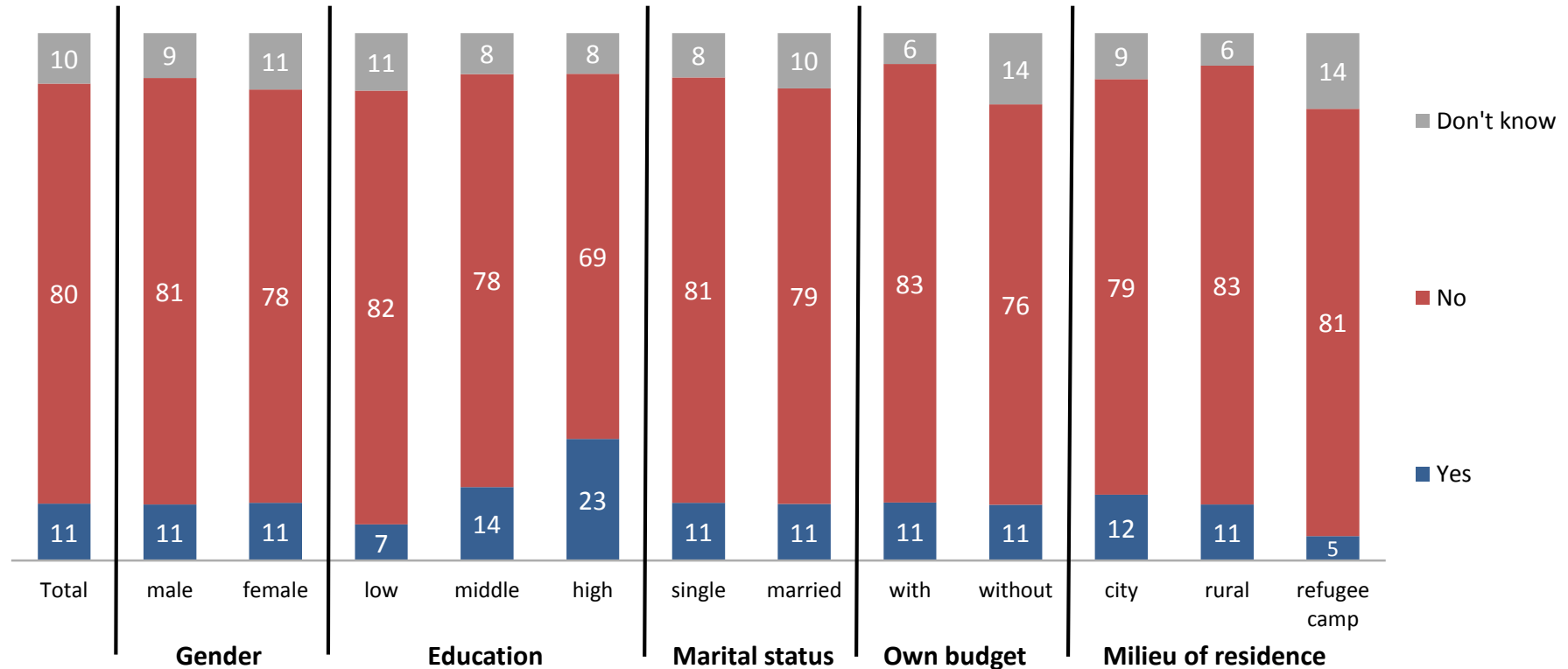
Universe: National population, 16 to 30 years/
Basis: Respondents whose fathers are not jobless (Q31,Q32)
Average values

Syrian refugee: Form of payment - Father

	Gender			Education			Marital status		Own budget		Milieu of residence		
	Total	male	female	low	middle	high	single	married	with	without	city	rural	refugee camp
Paid per day	18	19	18	18	20	17	17	19	18	19	21	23	12
Paid per week	4	3	5	4	3	3	4	4	4	4	5	3	1
Paid every fortnight	1	1	1	1	1	3	1	1	1	1	1	1	1
Paid per month	21	19	23	15	28	35	24	20	25	17	30	18	5
Paid per season	10	12	9	11	9	8	10	10	13	8	10	19	8
Paid per job / task	13	14	13	15	13	6	17	10	12	15	12	13	16
Don't know	31	32	31	35	25	29	27	35	26	37	22	23	57
Not paid	0	1		0	0		0	0	1		0		1

Q34: What about his income? In his main occupation is he... Universe: National population, 16 to 30 years/
Respondents whose fathers are alive (Q28) and not jobless (Q31,Q32)/ Values in percent

Syrian refugee: Sickness payment - Father



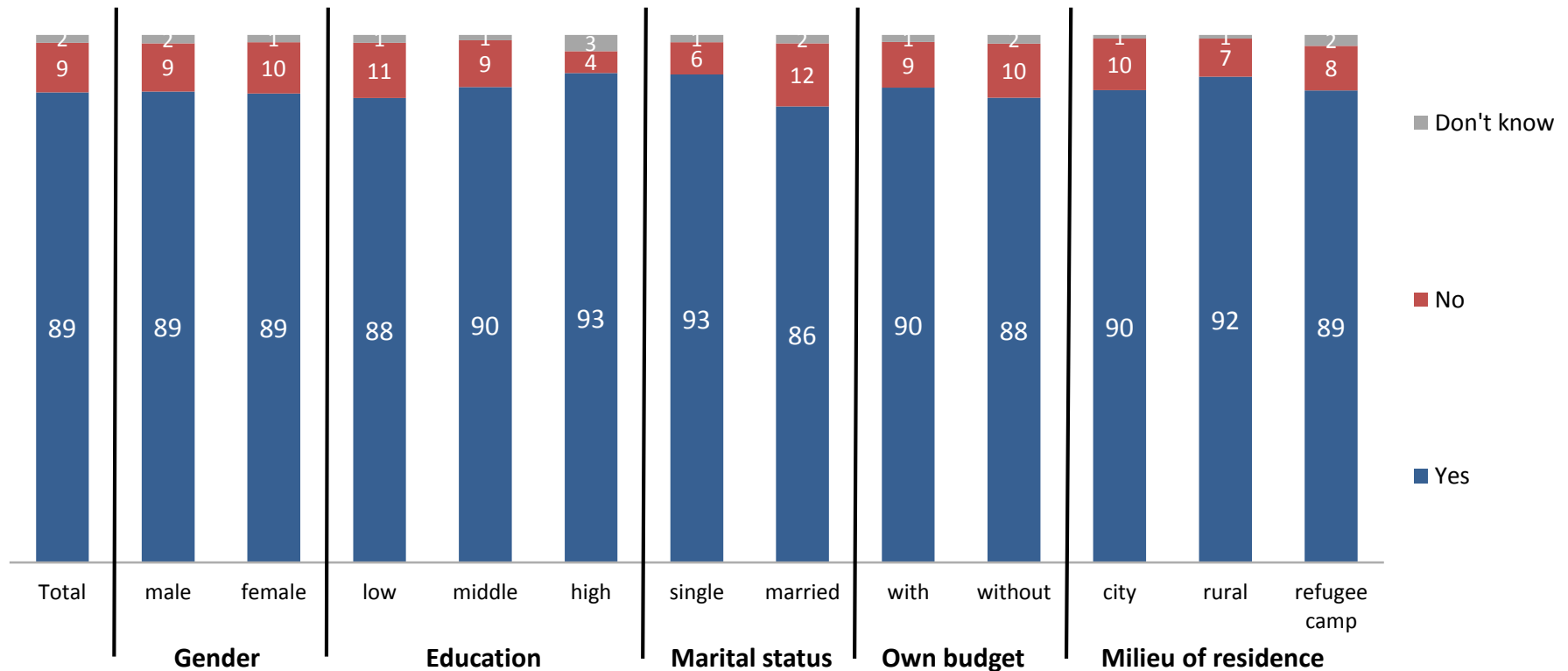
Q36: Does he receive continuous payment in case of sickness?

Universe: National population, 16 to 30 years/
Basis: Father alive (Q28) with paid job (Q32 + Q34)
Values in percent

Parents

MOTHER

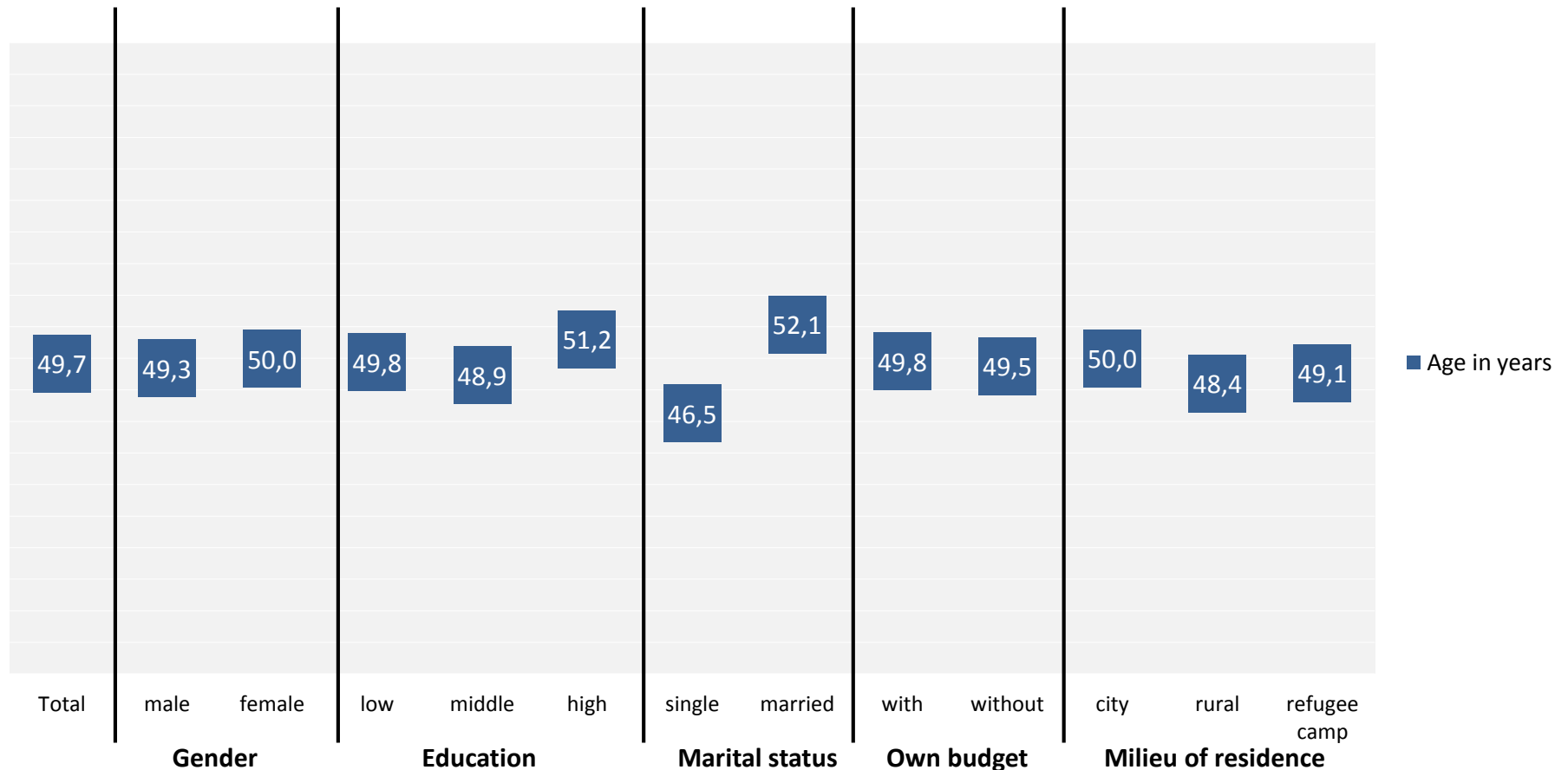
Syrian refugee: Mother alive



Q37: Is your mother still alive?

Universe: National population, 16 to 30 years/
Values in percent

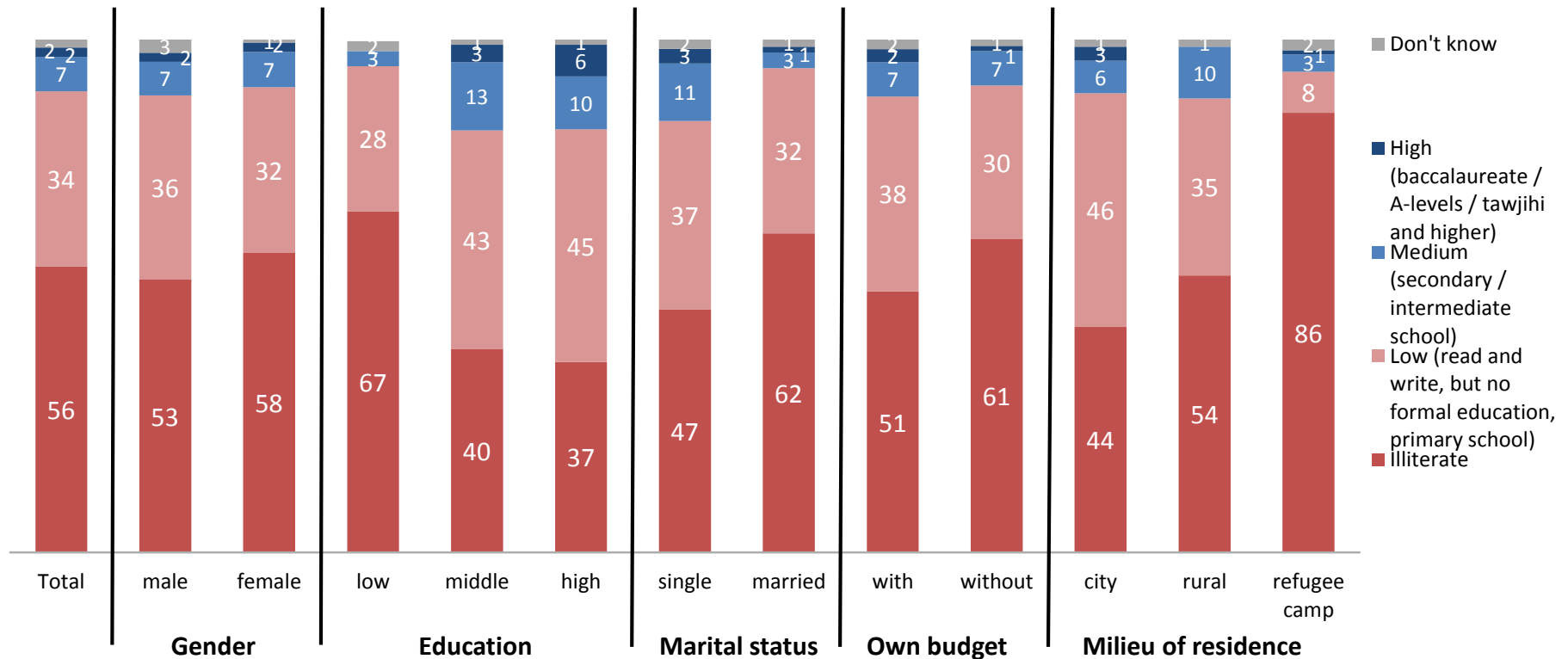
Syrian refugee: Mother's age



Q38: How old is your mother?

Universe: National population, 16 to 30 years/
Basis: Mother still alive (Q37)
Average values

Syrian refugee: Mother's highest level of education



Q39: What is / was her level of education (highest degree)?

Universe: National population, 16 to 30 years/
Values in percent

Syrian refugee: Mother's occupation(s)

Areas	Total	Gender		Education			Marital status		Own Budget		Settlement size		
		male	female	low	middle	high	single	married	with	without	city	rural	refugee camp
State employee	0	0	0		1	1	0	0	0	0	0	1	0
Employee (with insurance)	1	0	1		1	4	1	0	1	0	1		
Worker (no insurance, but continuous employment)	0	0	0	0	0		0	0		1	0	1	0
Remunerated labourer as part of a family business	1		1		2		1			1	0		
Self employed with higher education (medical doctor, etc.)	0		0		0		0		0		0		
Self employed without higher education, but qualification	0	0	0	0	0	1	0	0	0	0	0	1	
Self employed in agriculture	1	1	1	1	0	1	1	1	2	0	1	4	
Self employed in service sector (continuous work, unstable inc.)													
Day labourer (unstable employment, unstable income)	1	0	1	1	1	1	1	1	1	1	1	1	1
Jobless / Work without income	96	98	95	98	94	92	94	98	97	96	96	96	98
Retired													
Other	0	0			0		0		0				0

Q40: What kind of different occupations/jobs did or does your mother do?
Multiple answers possible

Universe: National population, 16 to 30 years/
Values in percent

Syrian refugee: Mother's main occupation

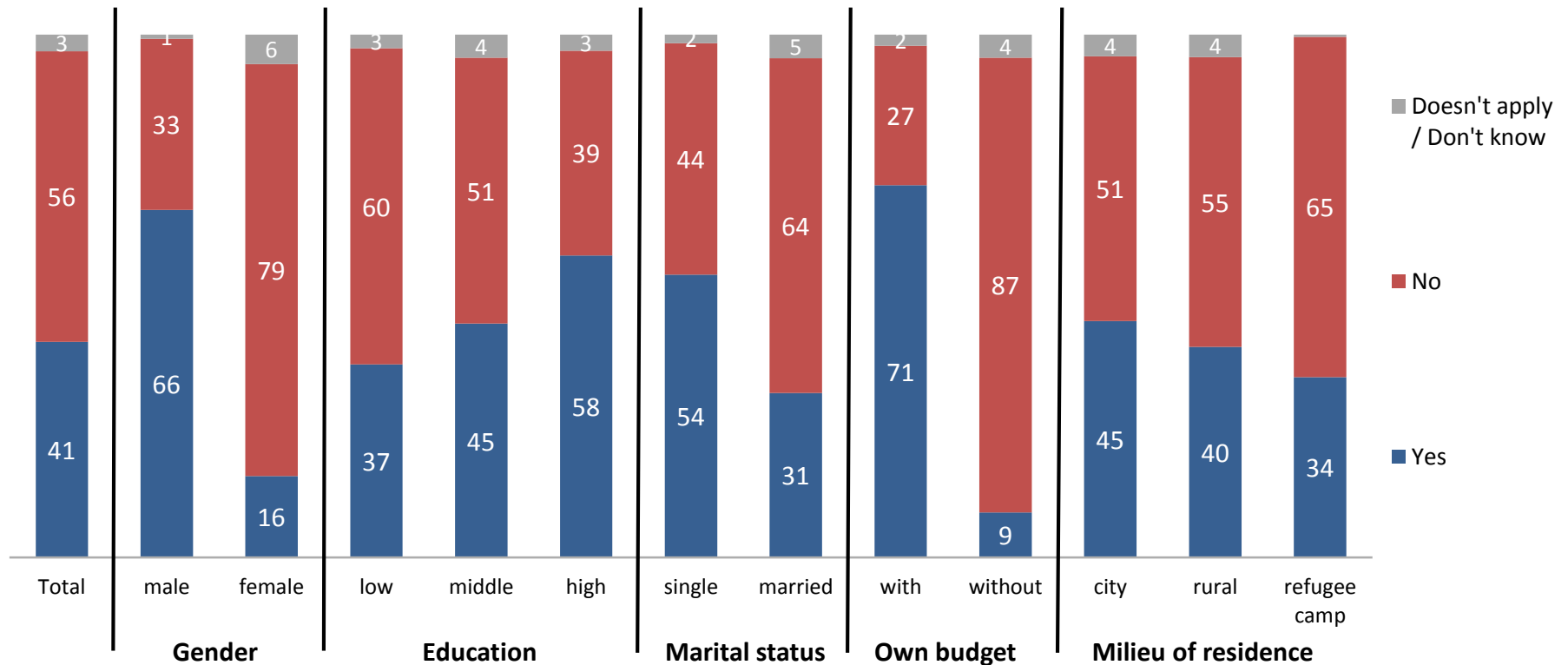
Areas	Total	Gender		Education			Marital status		Own Budget		Settlement size		
		male	female	low	middle	high	single	married	with	without	city	rural	refugee camp
State employee	0	0	0		1	1	0	0	0	0	0	1	0
Employee (with insurance)	1	0	1		1	4	1	0	1	0	1		
Worker (no insurance, but continuous employment)	0	0	0	0	0		0	0		1	0	1	0
Remunerated labourer as part of a family business	1		1		2		1			1	0		
Self employed with higher education (medical doctor, etc.)	0		0		0		0		0		0		
Self employed without higher education, but qualification	0	0	0	0	0	1	0	0	0	0	0	1	
Self employed in agriculture	0	0	0	0		1	0	0	1		0	1	
Self employed in service sector (continuous work, unstable inc.)													
Day labourer (unstable employment, unstable income)	1	0	1	1	1	1	1	1	1	1	1	1	1
Jobless / Work without income	96	98	95	98	94	92	94	98	97	96	96	96	98
Retired													
Other	0	0			0		0		0				0

Universe: National population, 16 to 30 years/
Values in percent

Q41: And what is/was her main occupation? (Job held the longest)

CLASS ASSESSMENT

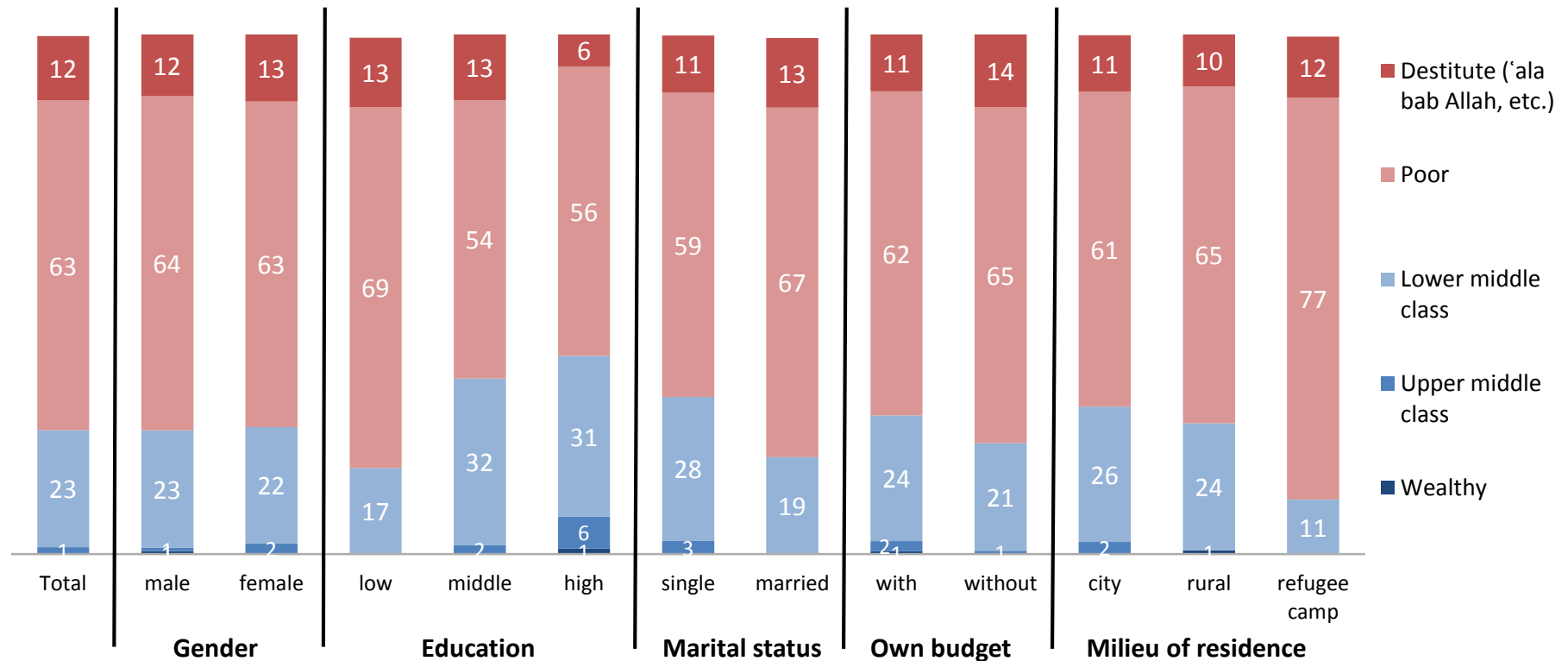
Syrian refugee: Part of the working class



Q46: Would you consider yourself as being part of the working class?

Universe: National population, 16 to 30 years/
Values in percent

Syrian refugee: Class assessment

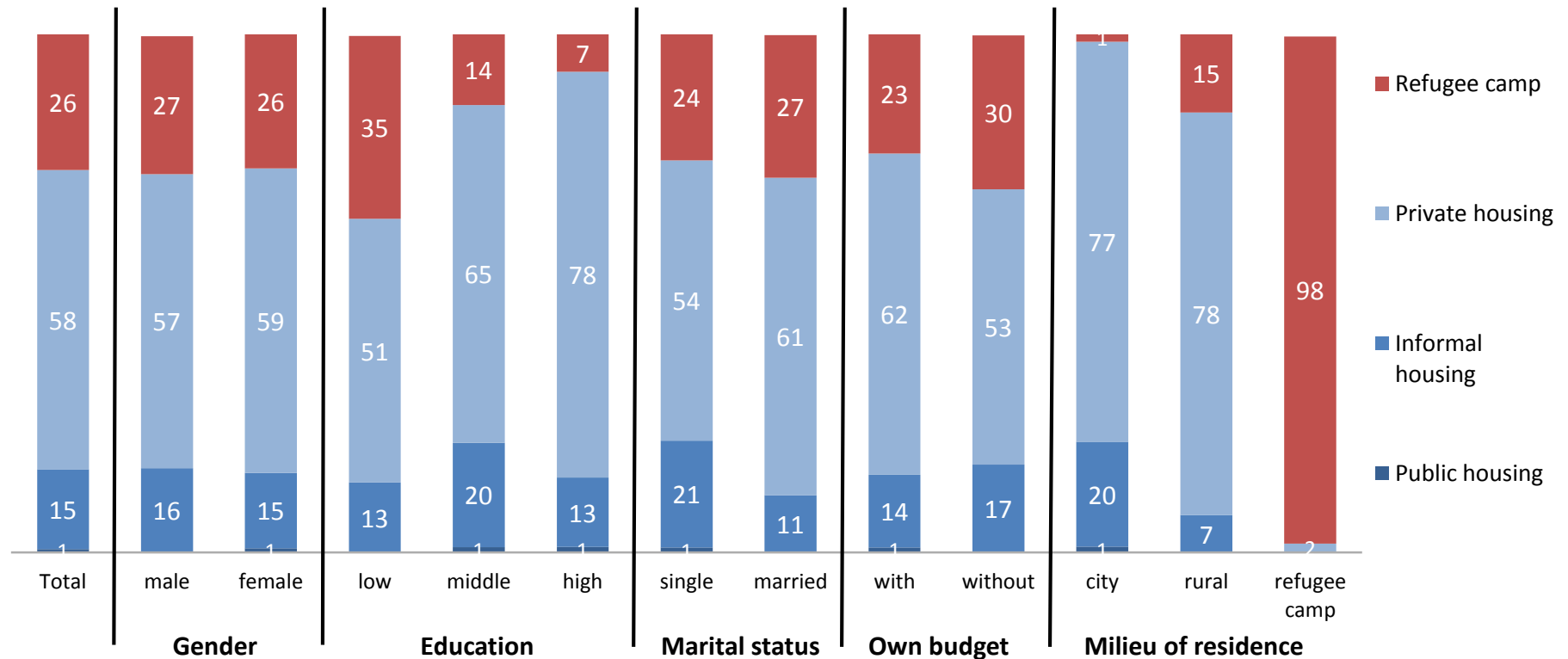


Q47: Class assessment: How would you describe your family?

Universe: National population, 16 to 30 years/
Values in percent

HOUSING

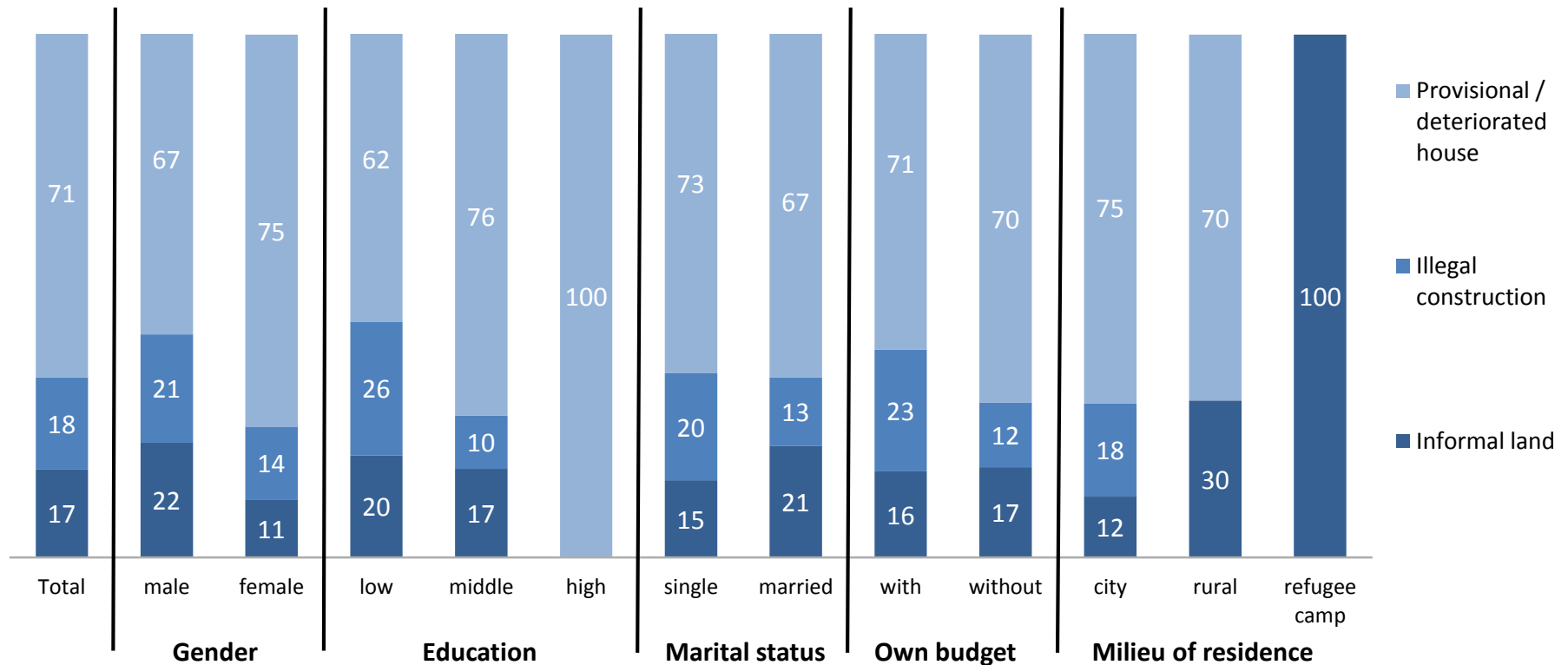
Syrian refugee: Neighbourhood



Q48: What kind of neighbourhood do you live in?

Universe: National population, 16 to 30 years/
Values in percent

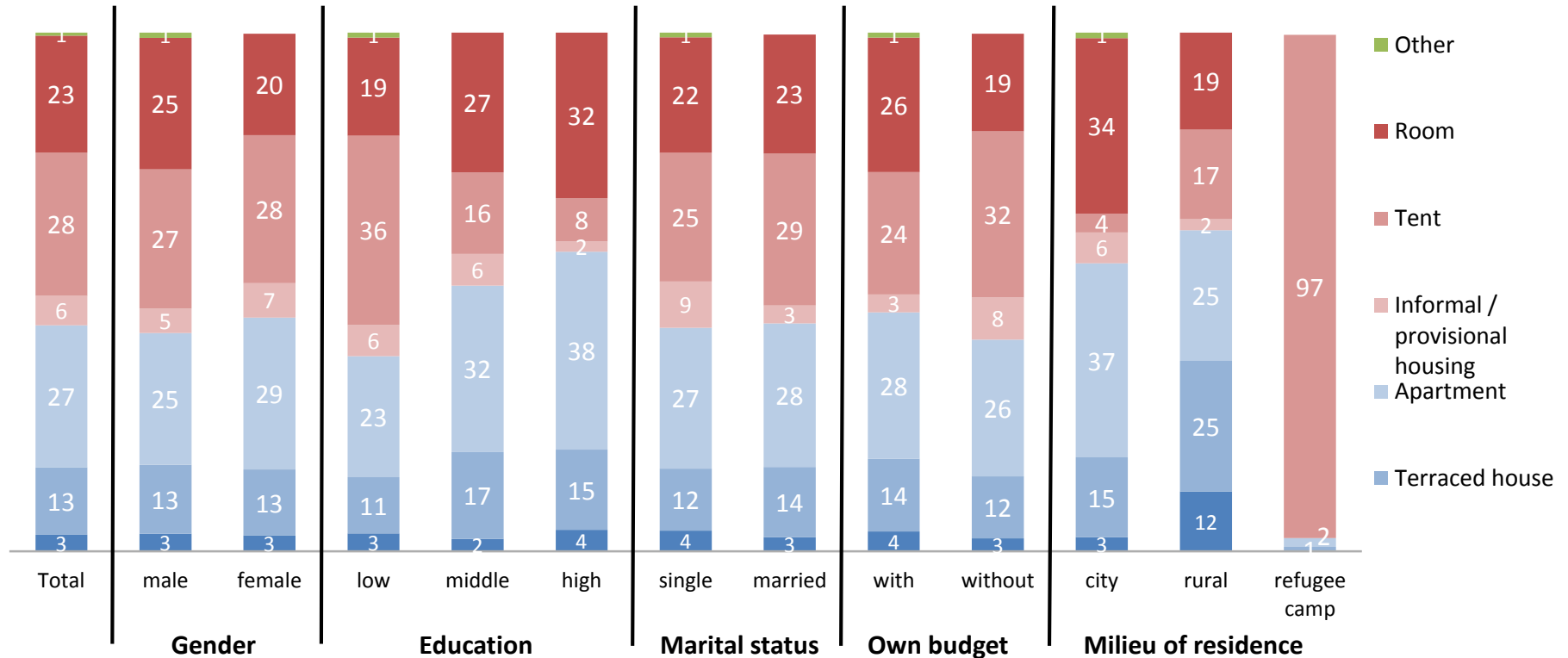
Syrian refugee: Informal housing type



Q49: What kind of informal housing type?
Multiple answers possible

Universe: National population, 16 to 30 years/
Basis: Respondents living in informal housing neighborhood (Q48)
Values in percent/ Attention: in part small number of cases

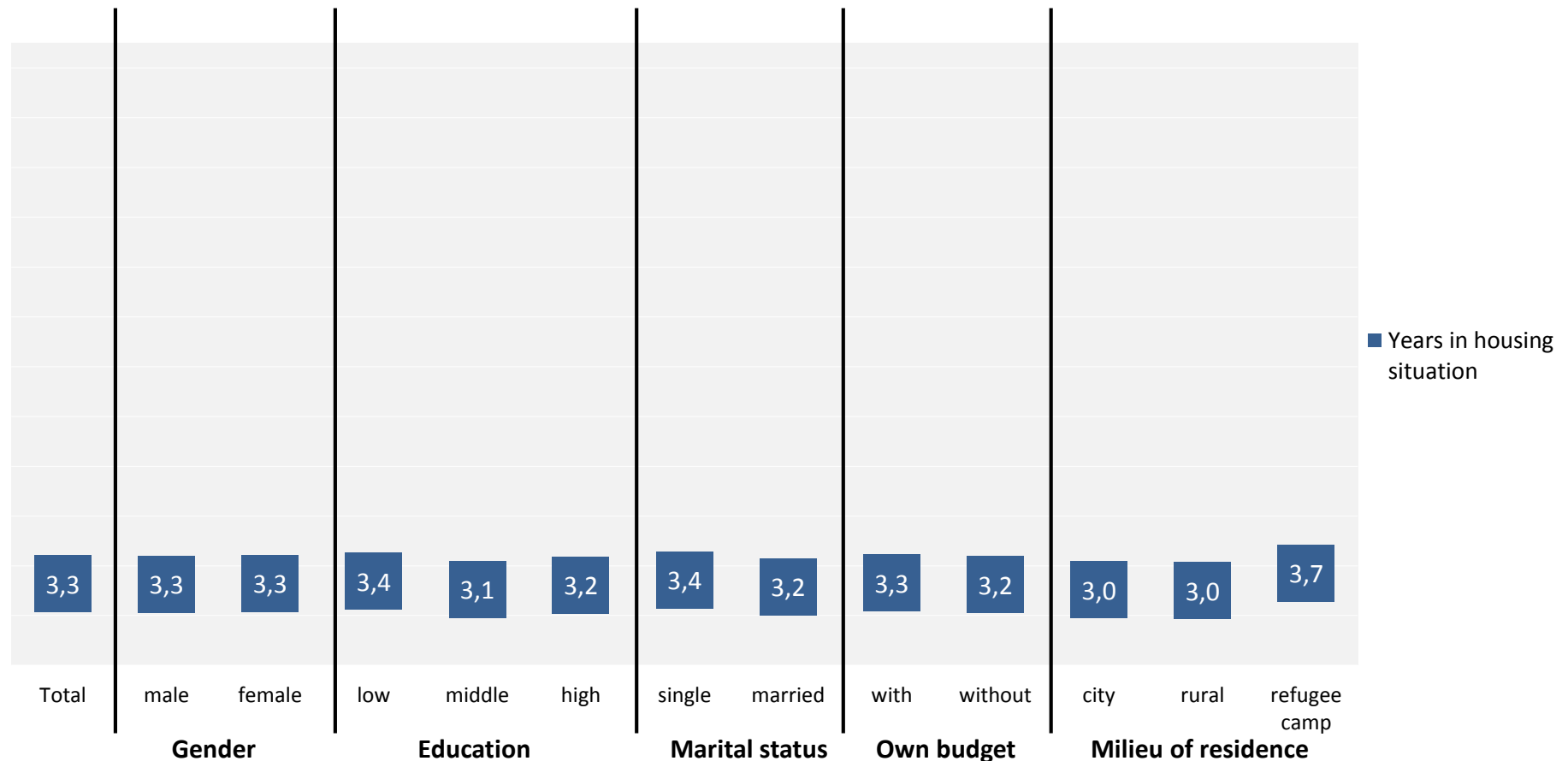
Syrian refugee: Type of housing / building



Q50: What kind of housing / building are you living in today?

Universe: National population, 16 to 30 years/
Values in percent

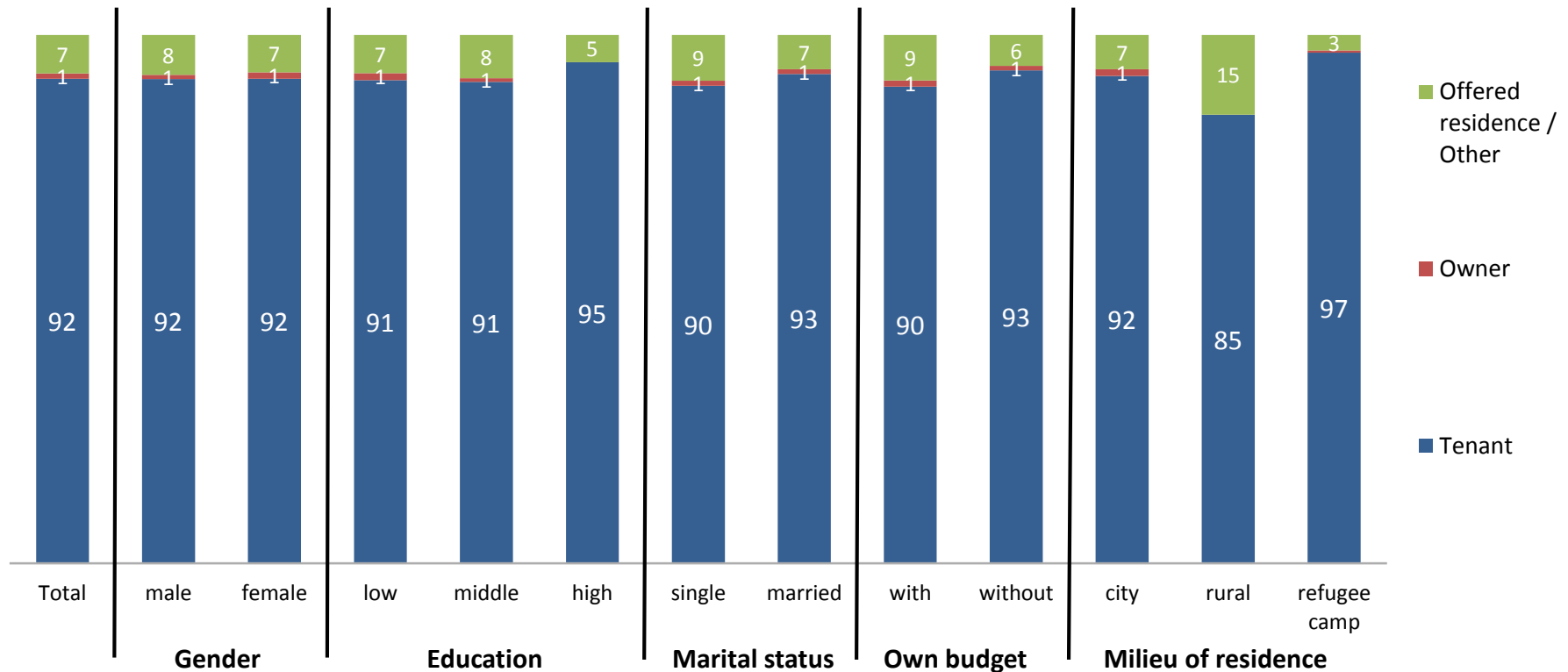
Syrian refugee: Years in housing situation



Q51: How many years have you personally been living in this housing situation?

Universe: National population, 16 to 30 years/
Average values

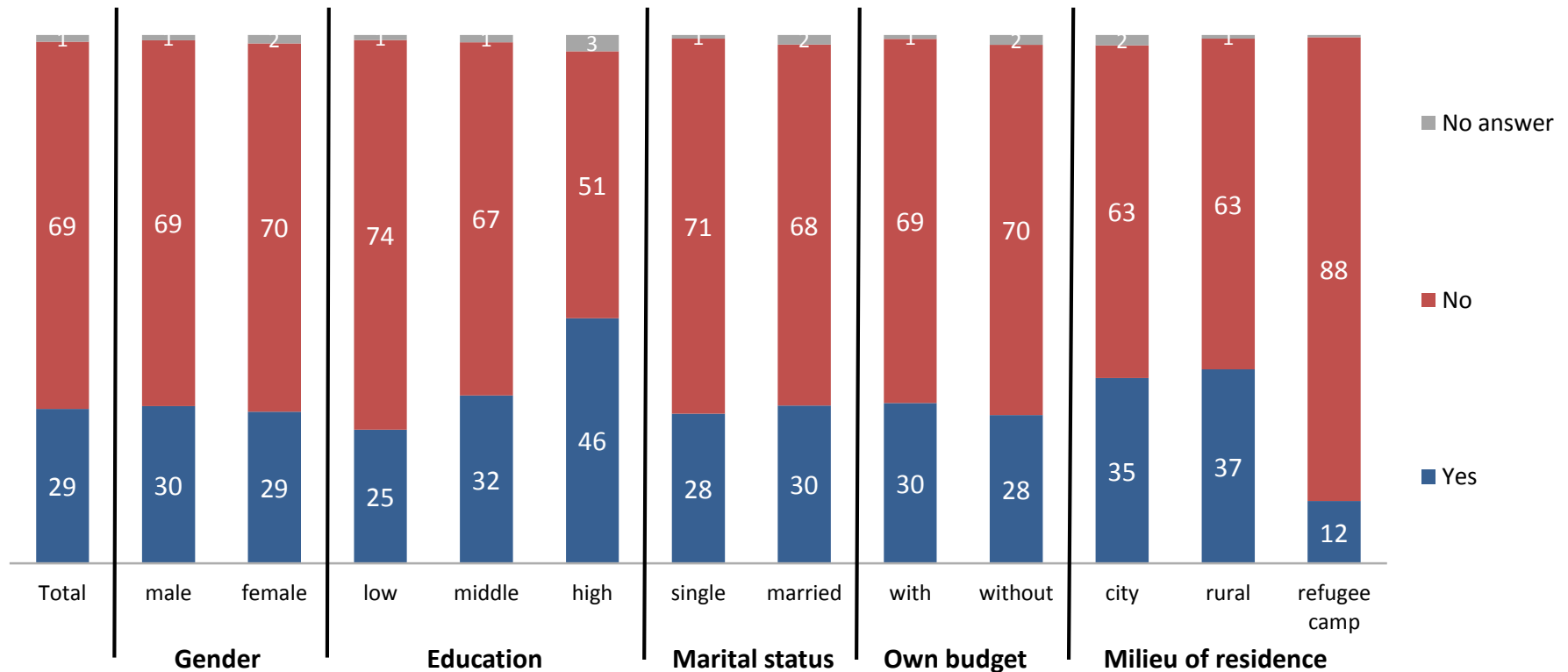
Syrian refugee: Tenant or owner



Q52: Are you / Is your head of household tenant or owner of the place you live in or are you living in accommodation provided free of charge by a company, institution or individual?

Universe: National population, 16 to 30 years/
Values in percent

Syrian refugee: Own room



Q54: Do you have a room for yourself?

Universe: National population, 16 to 30 years/
Values in percent

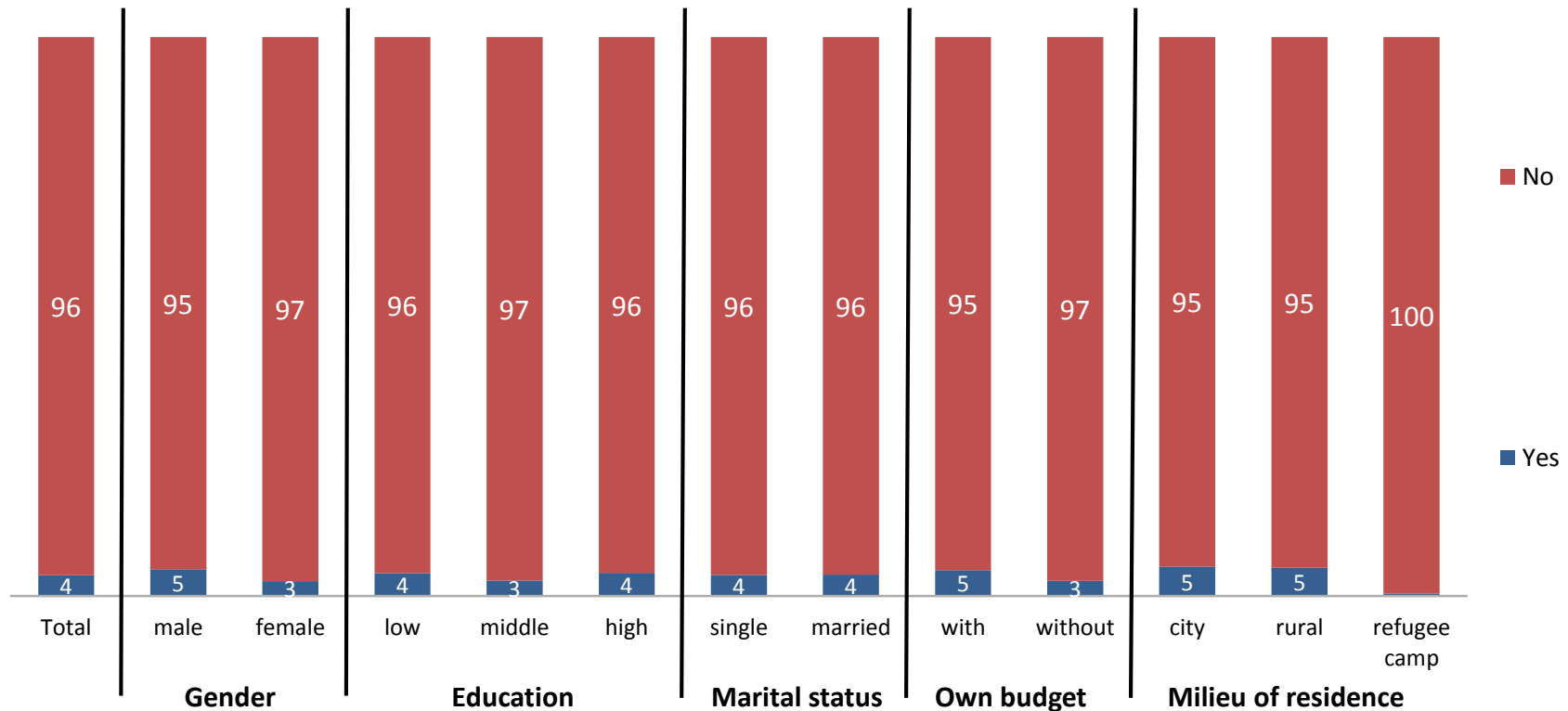
Syrian refugee: Items available in household

	Gender			Education			Marital status		Own budget		Milieu of residence		
	Total	male	female	low	middle	high	single	married	with	without	city	rural	refugee camp
Tap water	88	89	87	87	89	93	90	88	90	87	95	87	76
Electricity	98	97	98	98	98	100	97	98	98	97	99	100	94
WC	94	94	95	95	93	96	95	94	94	95	96	91	92
Separate kitchen	78	75	81	79	77	73	76	79	78	77	78	78	80
Stove	93	92	95	96	90	88	91	96	93	95	91	99	96
Television	86	84	89	86	85	90	82	89	84	89	86	89	87
Satellite antenna	62	61	63	65	55	65	56	67	61	64	61	65	68
Refrigerator	34	31	37	32	34	42	33	35	35	32	43	37	16
Computer / laptop / tablet	3	2	4	1	3	9	4	2	3	2	4	4	0
Internet access	10	10	9	7	12	18	11	8	10	9	14	7	3
Air conditioning	1	1	2	1	1	6	1	1	2	1	2	1	
Moped, motorcycle	9	8	9	5	16	6	8	9	9	9	11	12	2
Car / pick-up / lorry / etc.	2	2	2	1	2	7	2	2	2	2	3	2	

Q55: Which of the following items do you have available in your household?
Multiple answers possible

Universe: National population, 16 to 30 years/
Values in percent

Syrian refugee: Livestock owned



Q56: Does your household own livestock?

Universe: National population, 16 to 30 years/
Values in percent

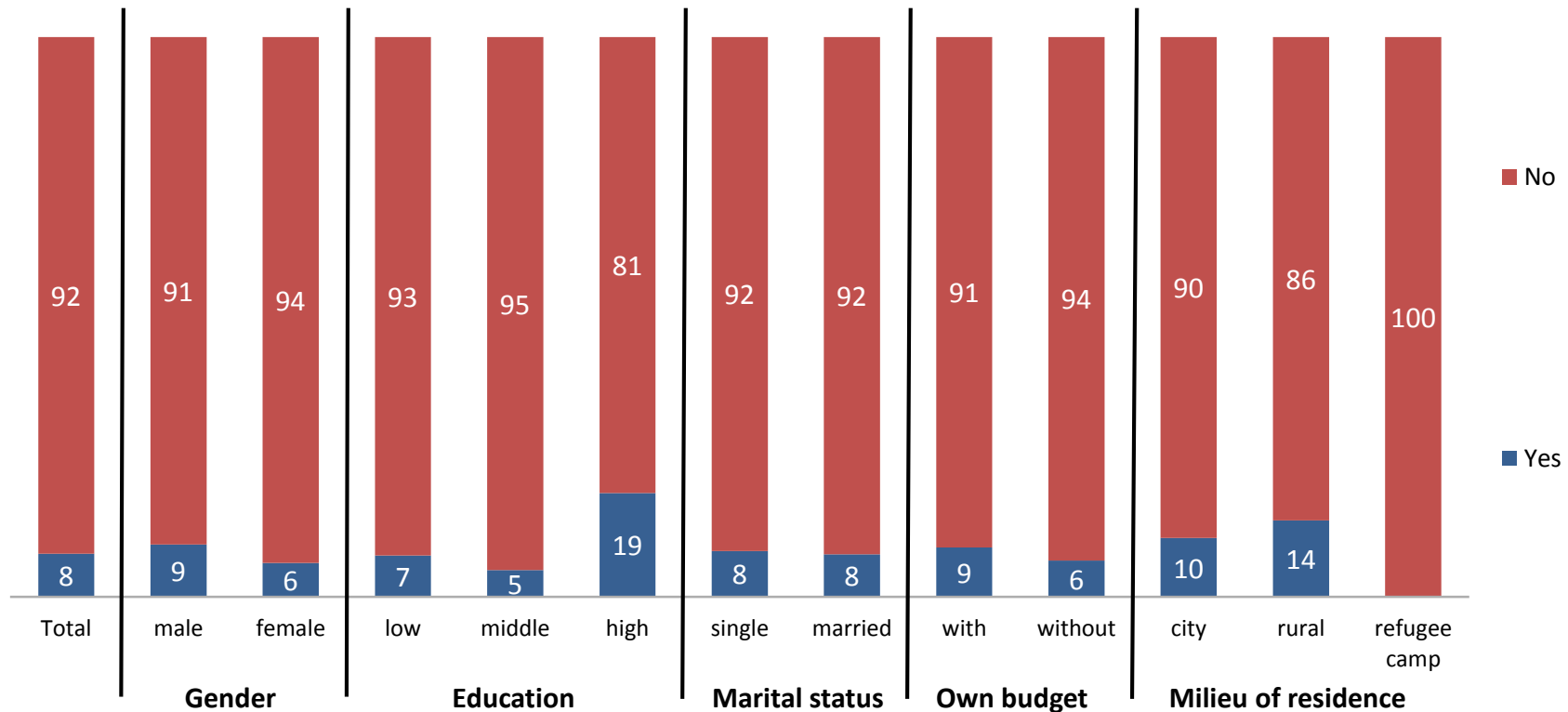
Syrian refugee: Number of animals owned

	Gender			Education			Marital status		Own budget		Milieu of residence		
	Total	male	female	low	middle	high	single	married	with	without	city	rural	refugee camp
Sheep	8,9	3,0	19,9	4,2	26,9	2,5	16,3	3,4	10,8	5,5	11,3	0,3	
Goats	15,2	10,7	23,6	12,5	31,3		31,6	2,8	21,1	4,4	17,7	7,1	1,0
Chicken	11,6	10,0	14,7	9,8	8,5	29,8	6,1	15,9	10,2	14,3	13,0	6,0	12,0
Cows	0,8	0,6	1,2	1,0	0,4	0,8	0,8	0,8	0,7	1,1	0,6	1,9	
Horses	0,1	0,1		0,1			0,2		0,1		0,1		
Donkeys	0,0		0,1	0,0			0,1			0,1	0,0		
Mules													
Dromedaries, camels	0,0	0,0		0,0			0,1		0,0		0,0		
Water buffalos													
Rabbits	0,4	0,6		0,6			0,9		0,6		0,5		
Pigeons	3,9	2,6	6,2	3,1	1,9	12,5	1,4	5,7	2,6	6,2	4,9	0,3	
Other	0,1	0,1		0,1			0,1		0,1		0,1		

Universe: National population, 16 to 30 years/ Basis: Respondents owning livestock (Q56)/Number on average/ Attention: in part small number of cases

Q57: Can you please tell me how many animals you own?

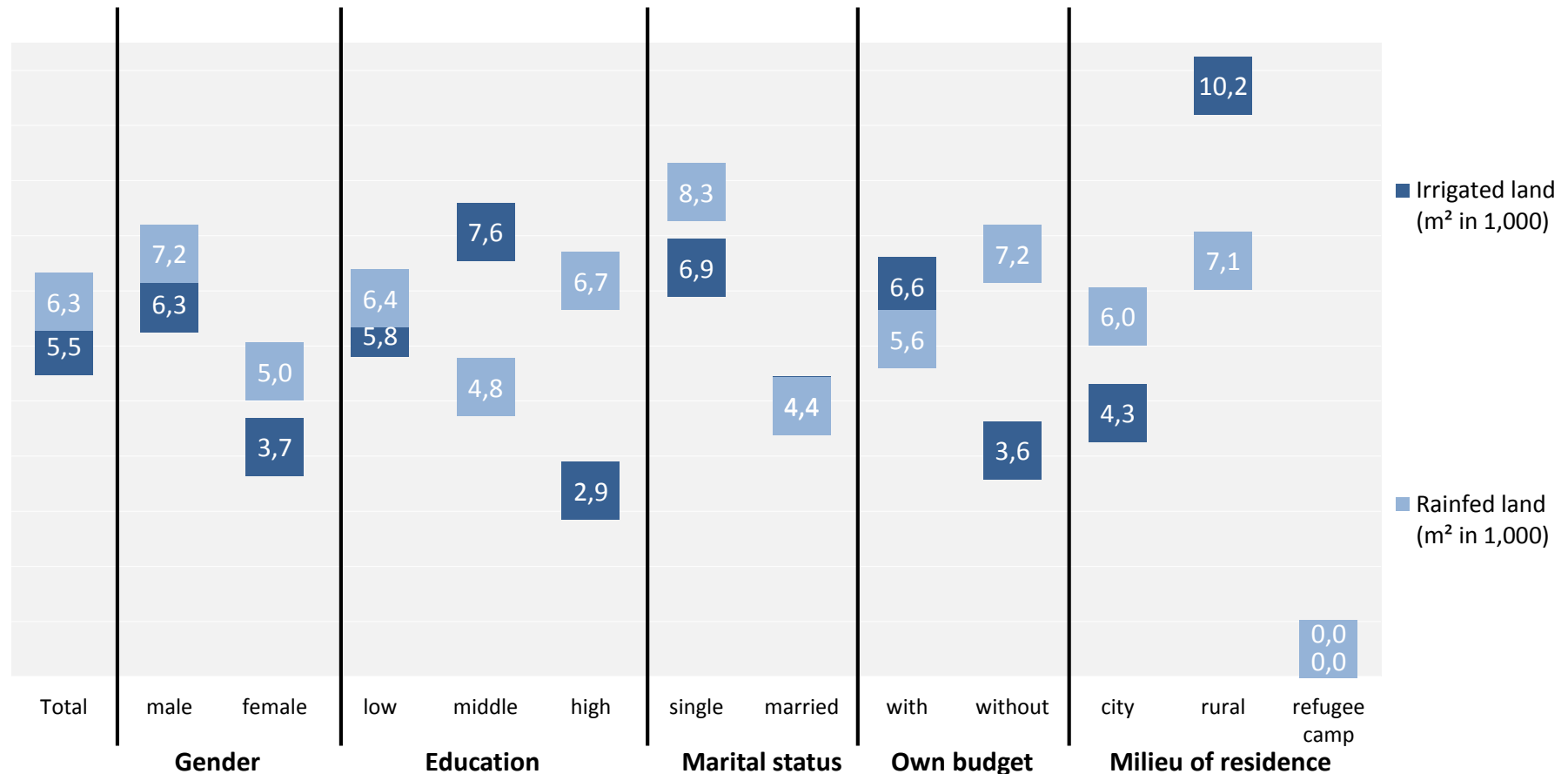
Syrian refugee: Agricultural land owned



Q58: Does your household own agricultural land?

Universe: National population, 16 to 30 years/
Values in percent

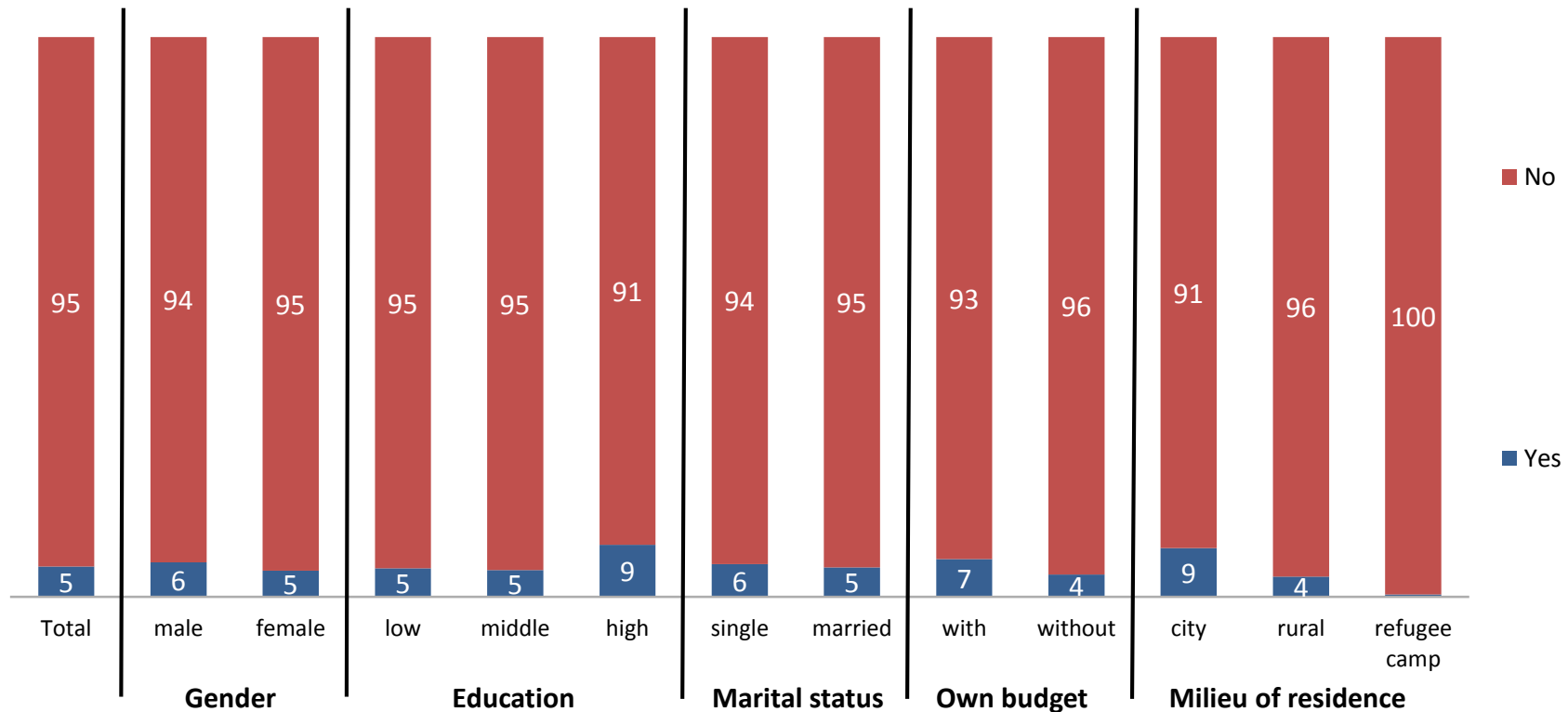
Syrian refugee: Size of agricultural land owned



Q59: Can you please tell me how much agricultural land you own?

Universe: National population, 16 to 30 years/
Basis: Respondents that own agricultural land (Q58)
Values in percent/ Attention: in part small number of cases

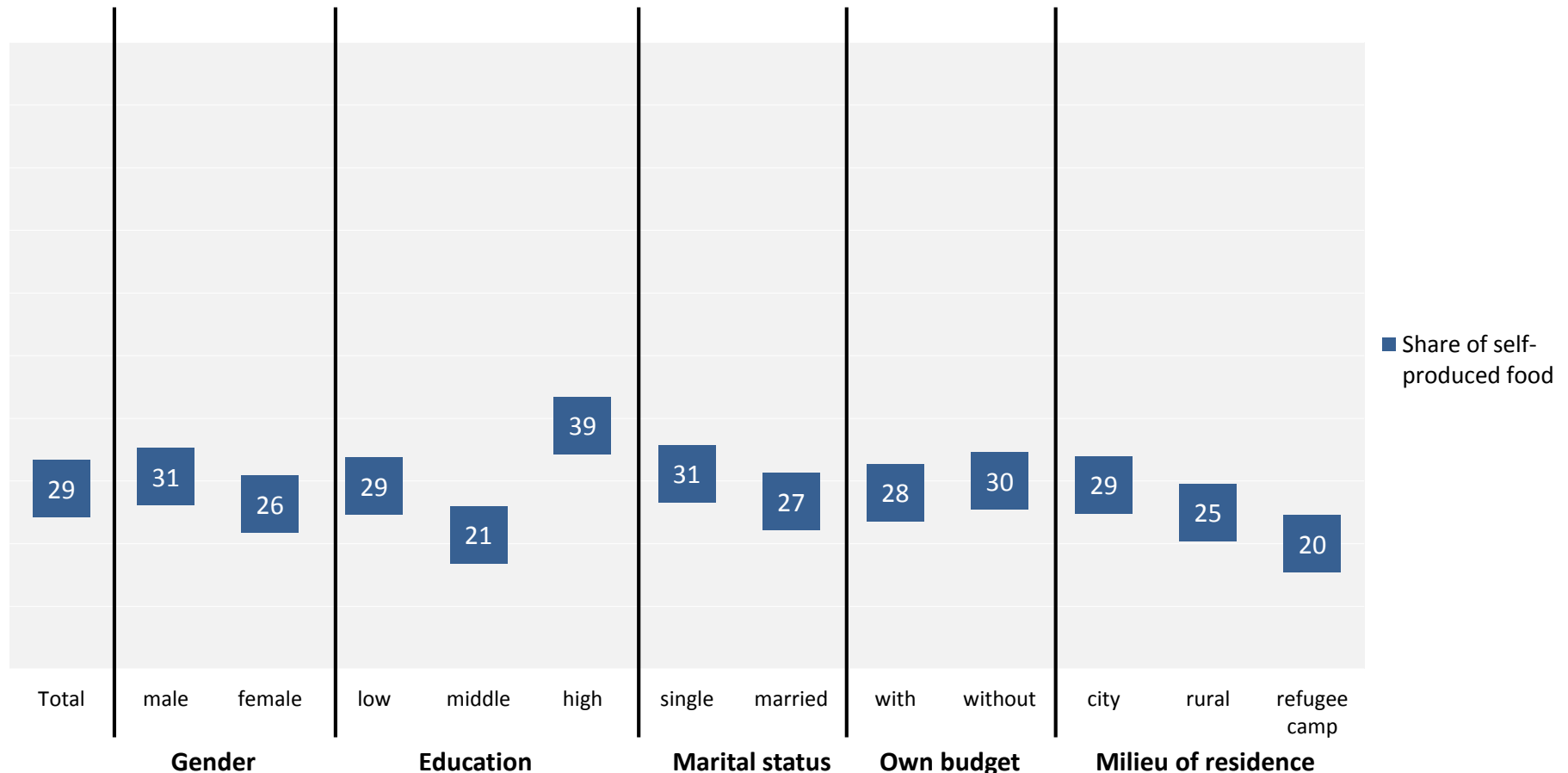
Syrian refugee: Producing food for own consumption



Q60: Does your household currently produce food for its own consumption?

Universe: National population, 16 to 30 years/
Values in percent

Syrian refugee: Self-produced food for consumption

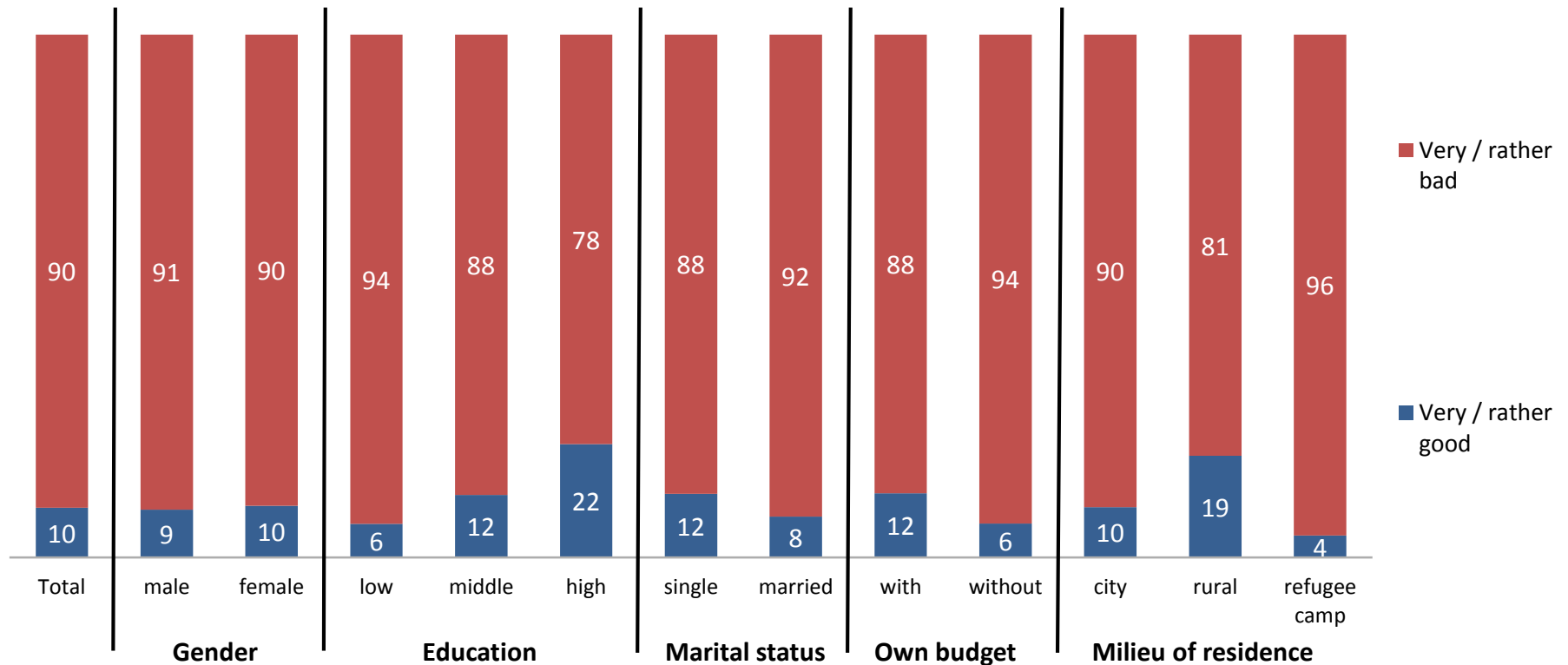


Q61: How large is its share, if you consider the total food expenditure?
Please give a rough estimate.

Universe: National population, 16 to 30 years/
Respondents living in household that produces own food (Q60)/
Values in percent

ECONOMY

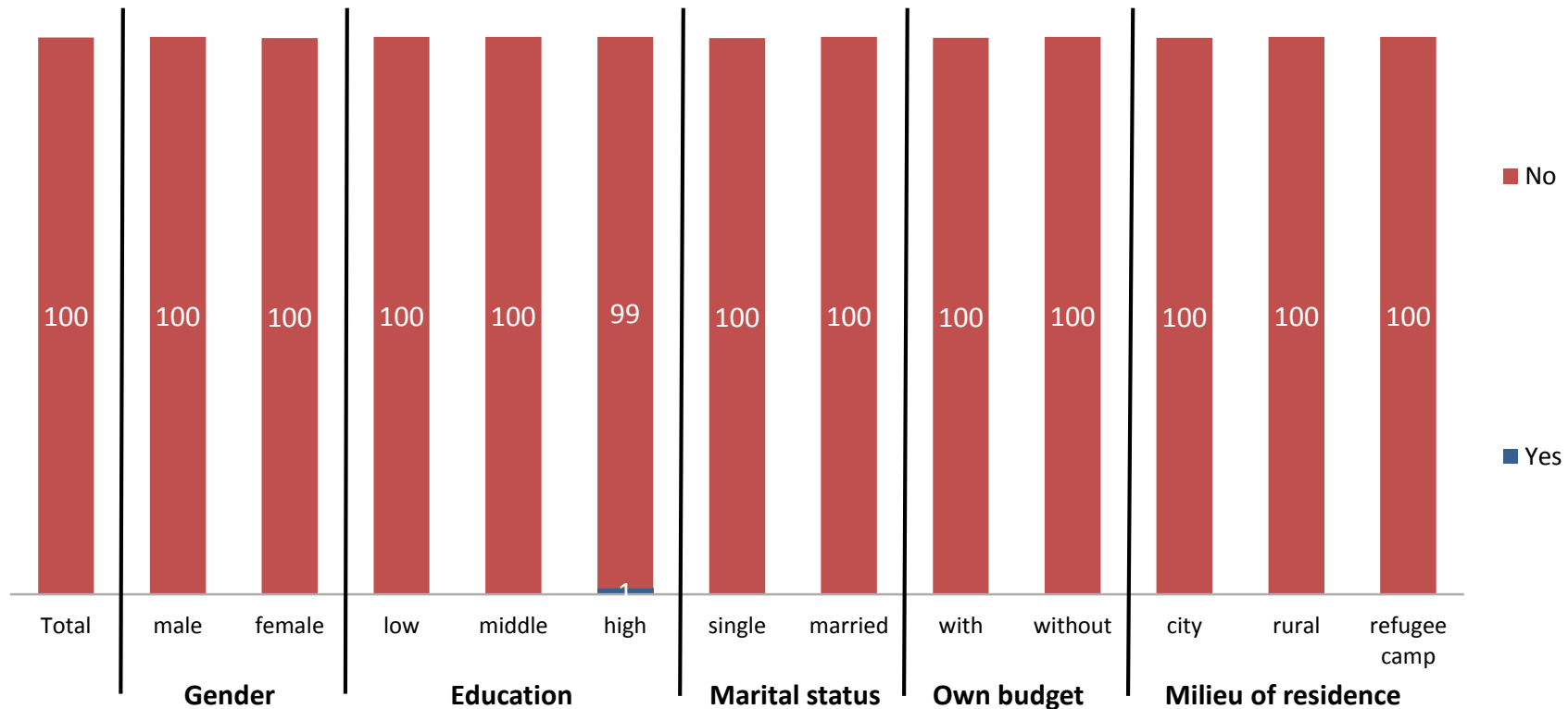
Syrian refugee: Personal economic situation today



Q62: How would you assess your personal economic situation today?

Universe: National population, 16 to 30 years/
Values in percent

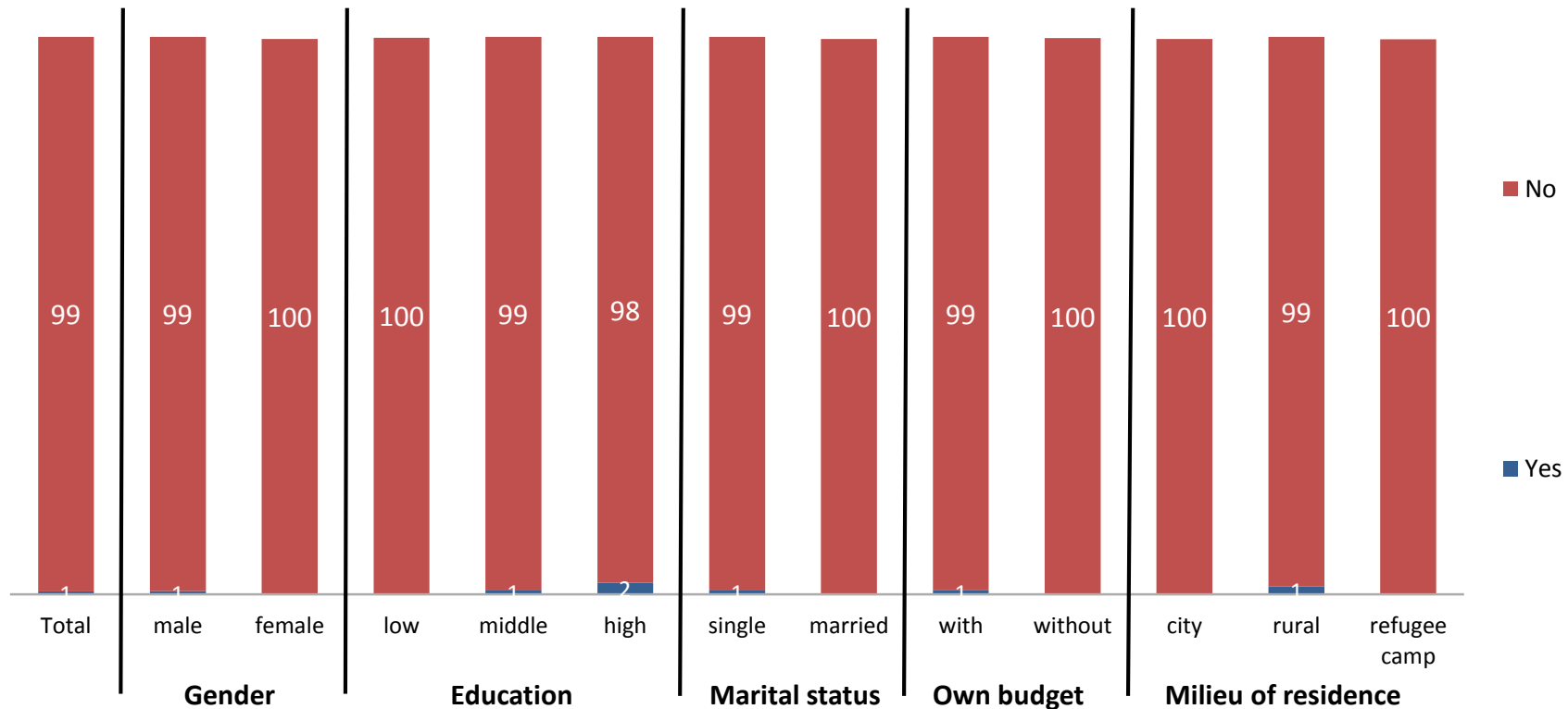
Syrian refugee: Own private bank or postal account



Q63: Do you possess a private bank or postal account?

Universe: National population, 16 to 30 years/
Values in percent

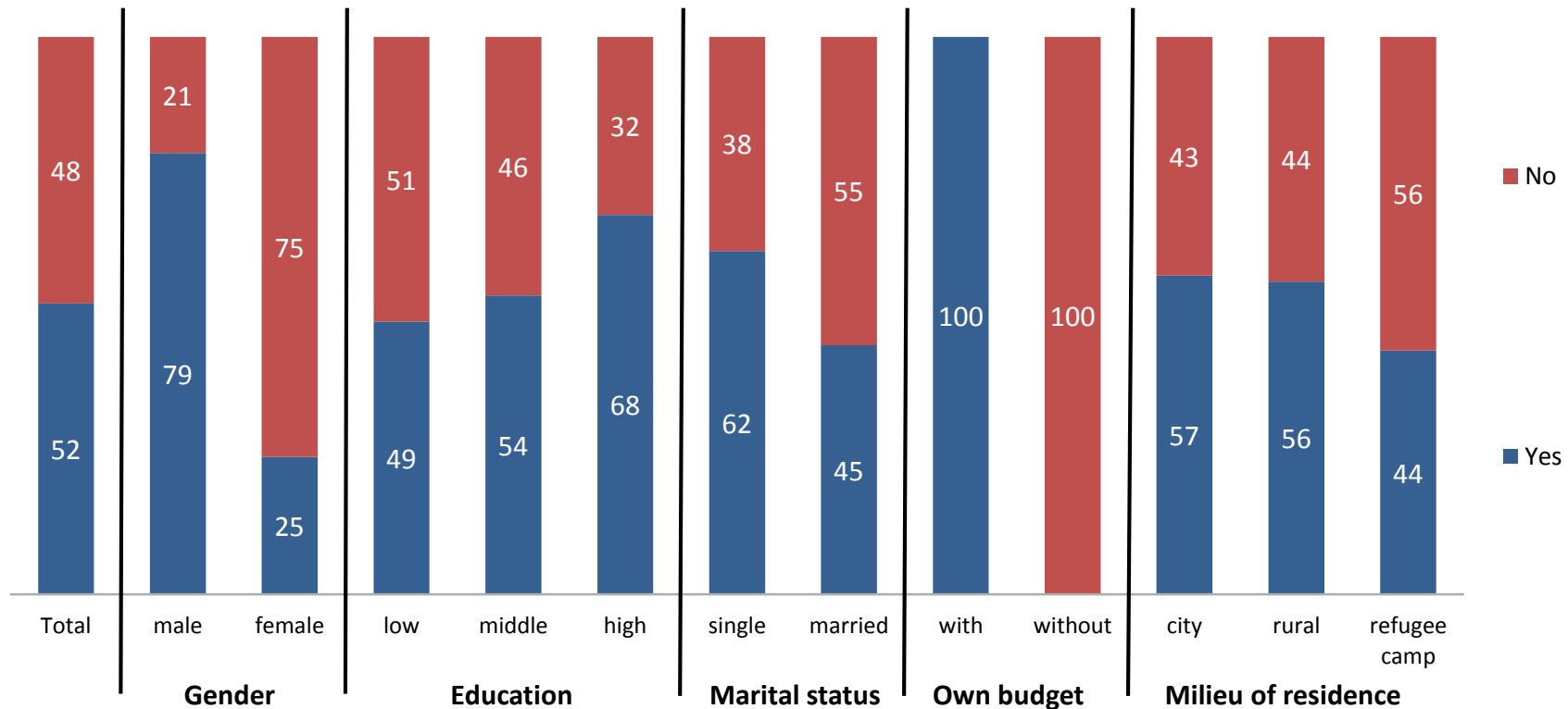
Syrian refugee: Own credit card



Q64: Do you possess a private credit card?

Universe: National population, 16 to 30 years/
Values in percent

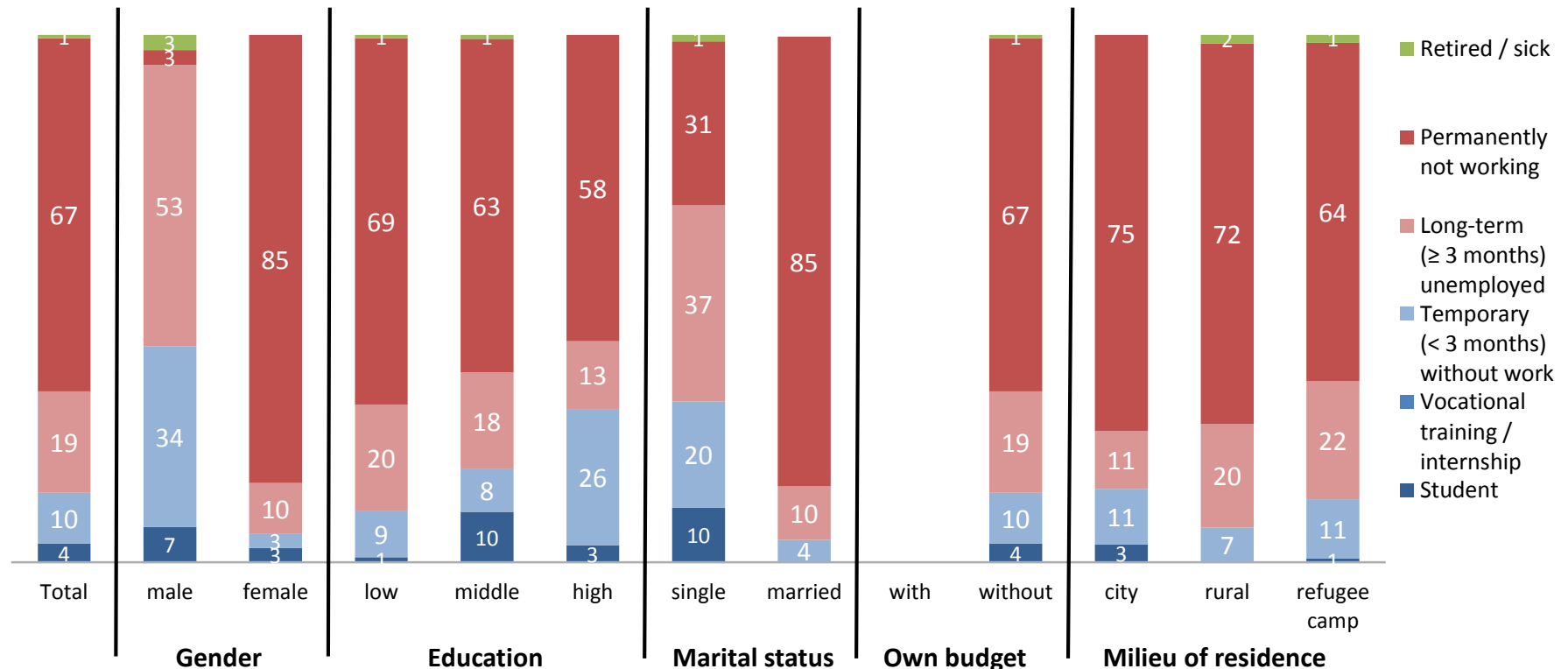
Syrian refugee: Availability of money



Q65: Do you personally have some money available, either from working, from your family or from other sources?

Universe: National population, 16 to 30 years/
Values in percent

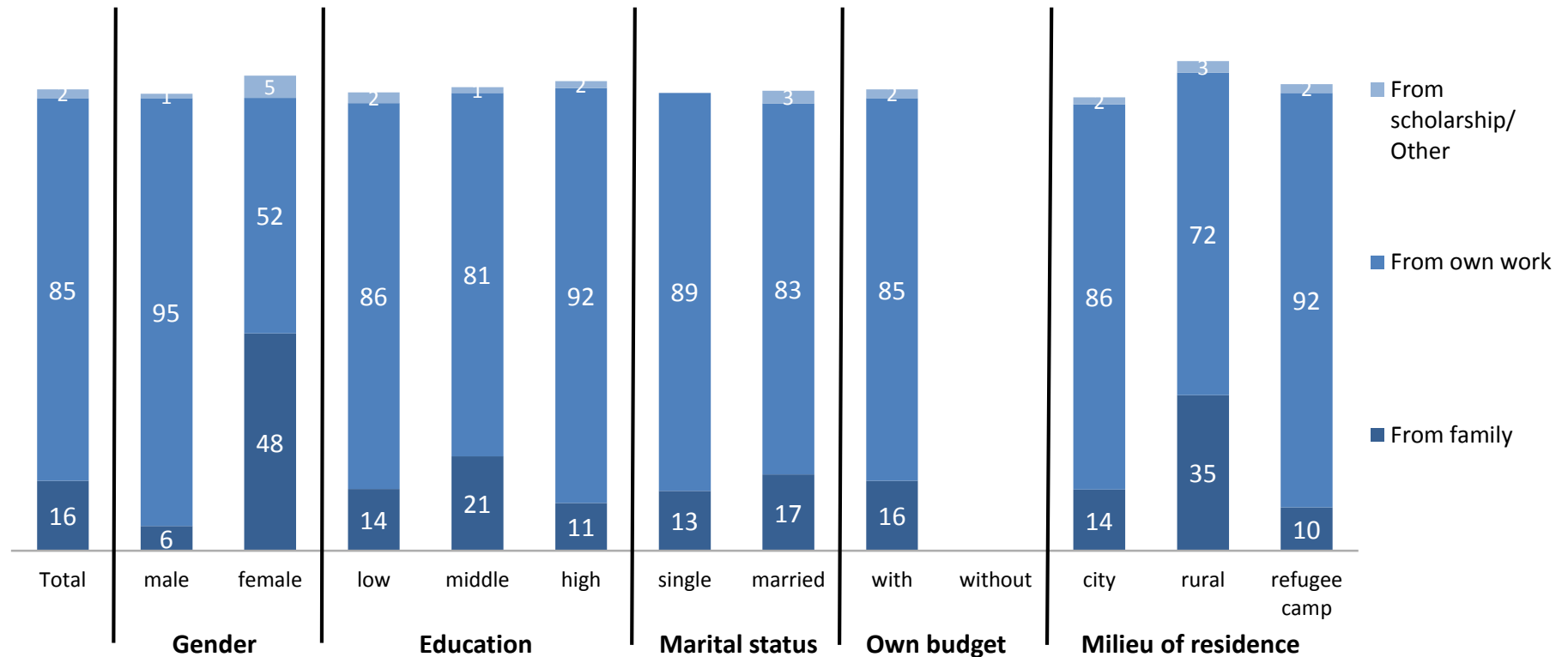
Syrian refugee: No money at disposal – current situation



Q66: If you do not have any money at your disposal, can you please indicate your situation?

Universe: National population, 16 to 30 years/
Basis: Respondents with no money available (Q65)/
Values in percent

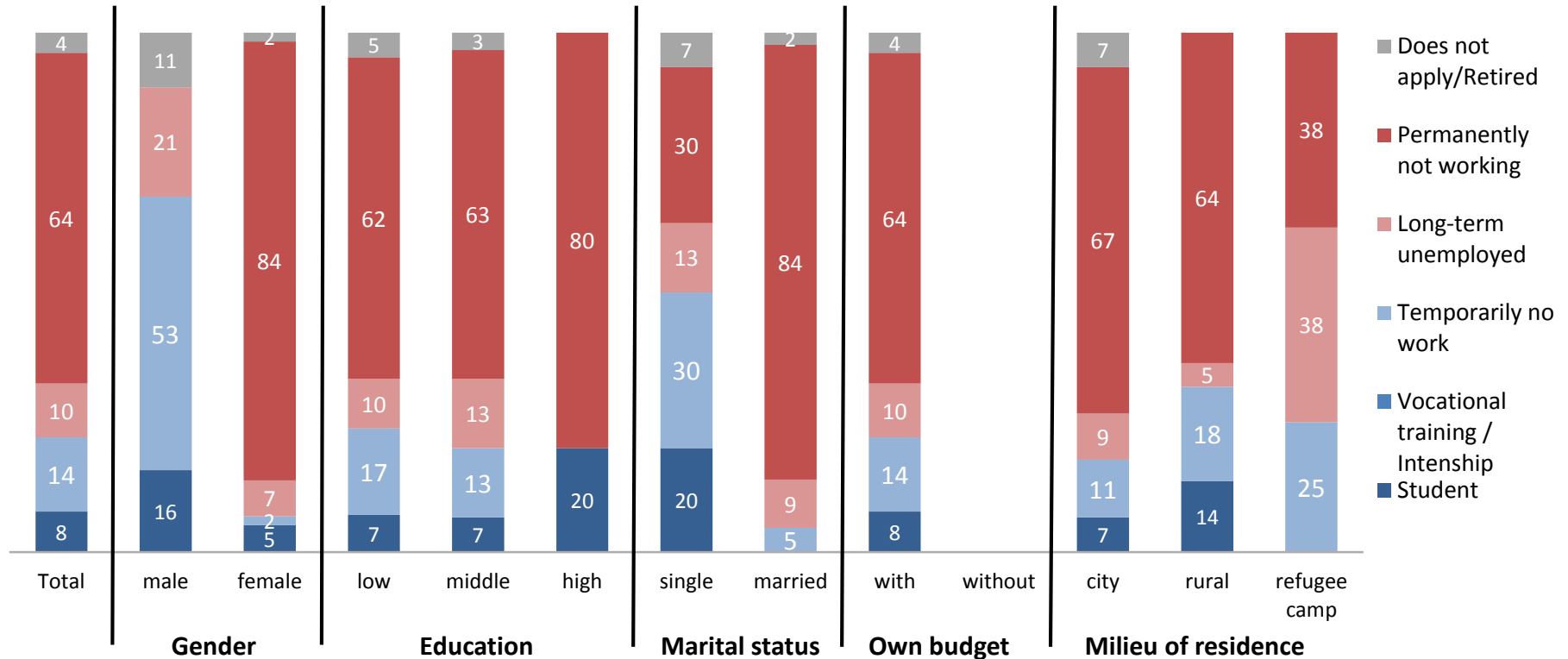
Syrian refugee: Sources of budget



Q67: What are the different sources of your budget?
Multiple answers possible

Universe: National population, 16 to 30 years/
Basis: Respondents with money available (Q65)/
Values in percent

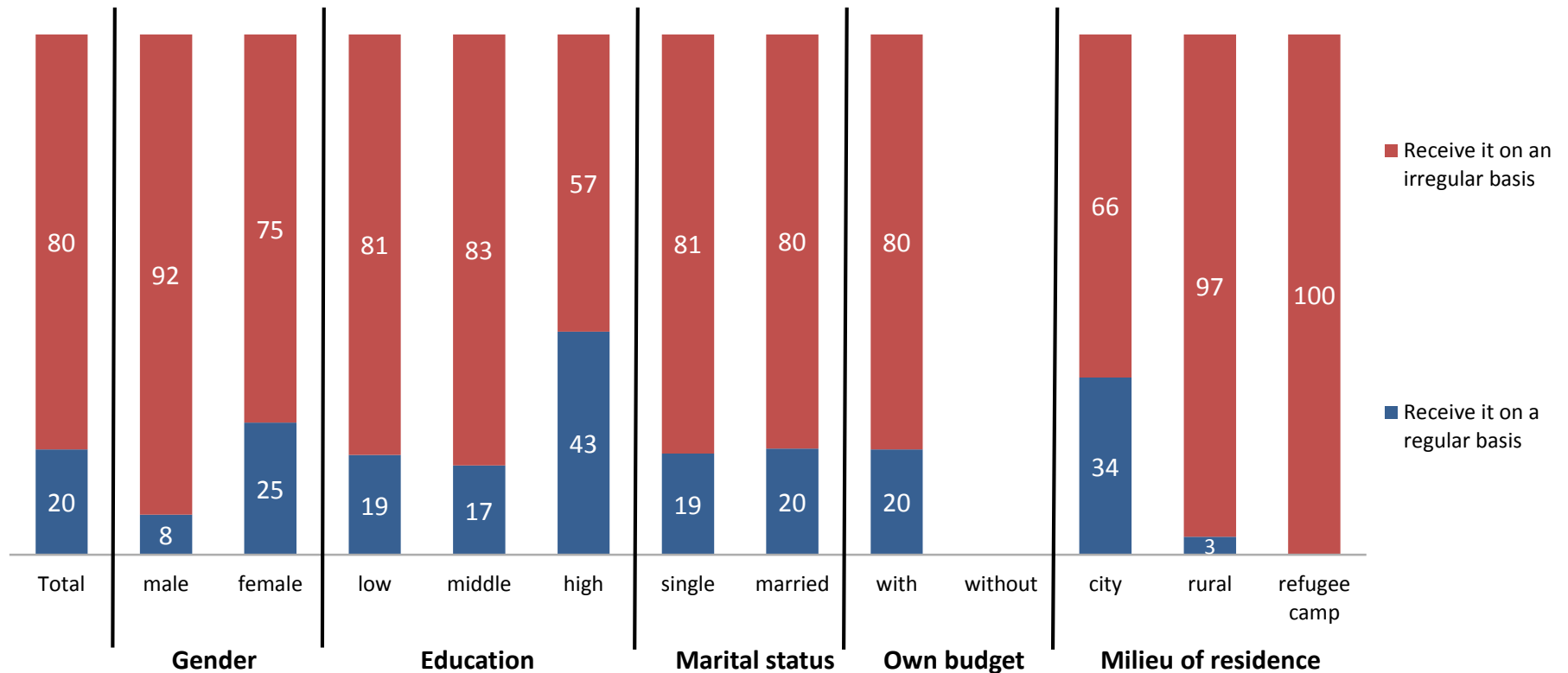
Syrian refugee: Reason for receiving transfers/ budget support



Q68: If the only source for your budget is your family or transfers from other persons / institutions, could you please describe your situation?

Universe: National population, 16 to 30 years/
Basis: Respondents with sources of budget not from own work (Q67)/
Values in percent

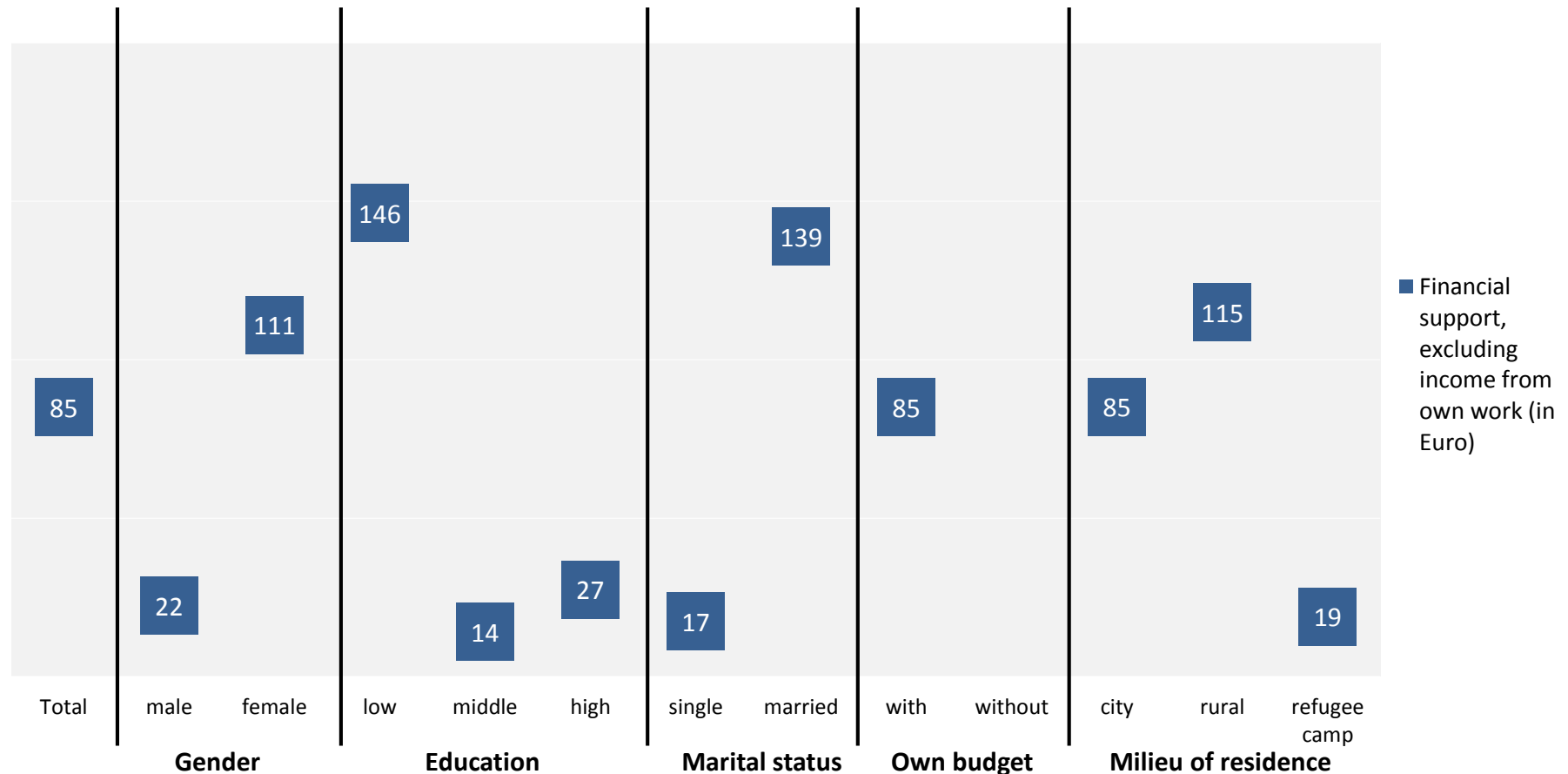
Syrian refugee: Regular or irregular financial support



Q69: You said you receive money from the family or from other sources (excluding income from your own work). Do you ...?

Universe: National population, 16 to 30 years/
Basis: Respondents with sources of budget (Q67)/
Values in percent

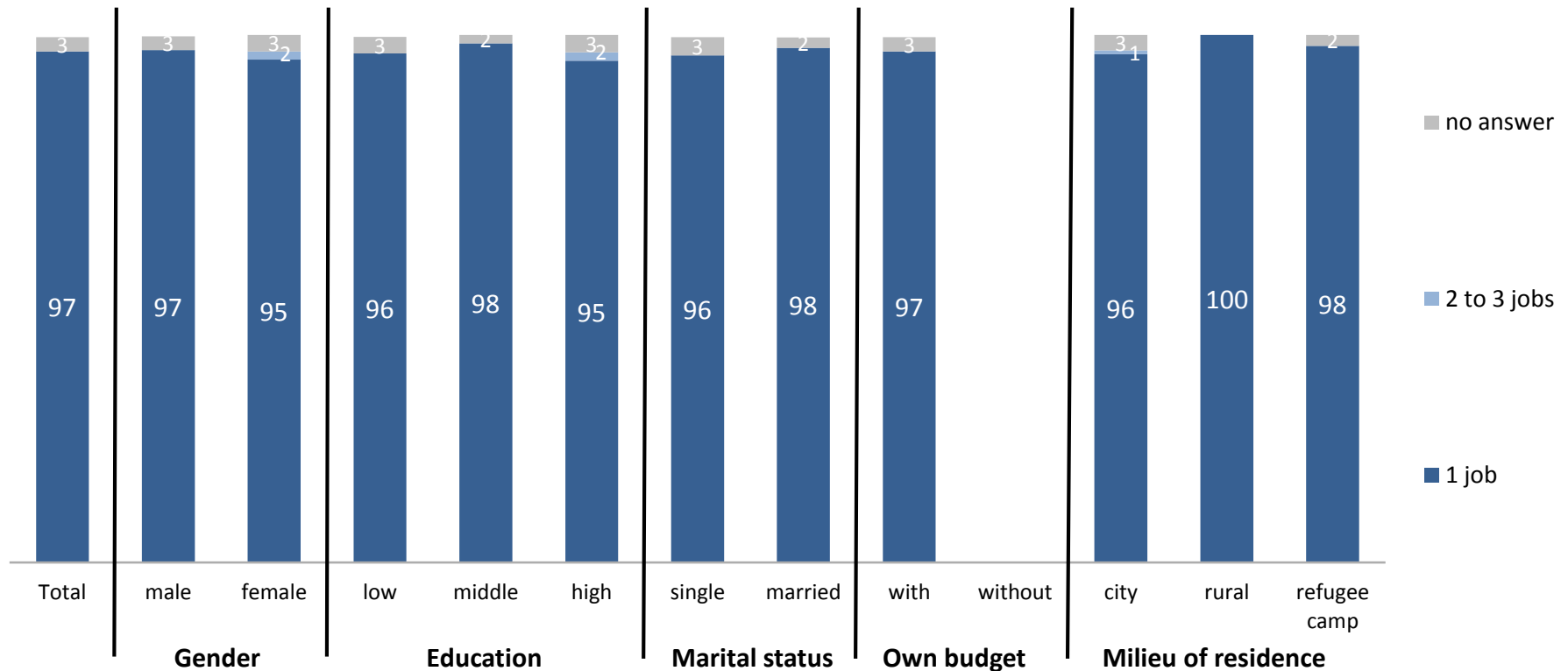
Syrian refugee: Amount of transfers / financial support



Q70: If you have to guess, how much money do you receive on average per month from your family or other sources (excluding income from your own work)?

Universe: National population, 16 to 30 years/
Basis: Respondents with sources of budget (Q67)/
Average values/ Attention: in part small number of cases

Syrian refugee: Current number of jobs



Q71: If you work for money: how many jobs do you have today?

Universe: National population, 16 to 30 years/
Basis: Respondents with income from own work (Q67)/
Values in percent

Syrian refugee: Different tasks and jobs

	Gender			Education			Marital status		Own budget		Milieu of residence		
	Total	male	female	low	middle	high	single	married	with	without	city	rural	refugee camp
State employee													
Employee (with insurance)	0		2			2	0		0		0		
Worker (no insurance, but continuous employment)	15	13	25	14	9	28	17	12	15		18	16	1
Remunerated labourer as part of a family business	1	1	3	2	1	2	2	1	1		1	5	
Self-employed with higher education (medical doctor, lawyer etc.)	0		2			2	0		0		0		
Self-employed without higher education (trade, commerce, industry, etc.)	5	4	5	4	3	10	5	4	5		6	4	
Self-employed in agriculture	5	4	8	6	5	2	5	5	5		4	9	5
Self-employed in service sector (continuous work, unstable income)	22	22	22	20	23	25	20	23	22		25	16	15
Day labourer (unstable employment, unstable income)	50	54	31	54	54	30	47	54	50		45	34	79
Retired													
Other	2	2	5	1	5	2	3	1	2		0	16	

Universe: National population, 16 to 30 years/

Q72: What kind of different tasks/jobs are you doing?

Basis: Respondents with income from own work (Q67)/ Values in percent

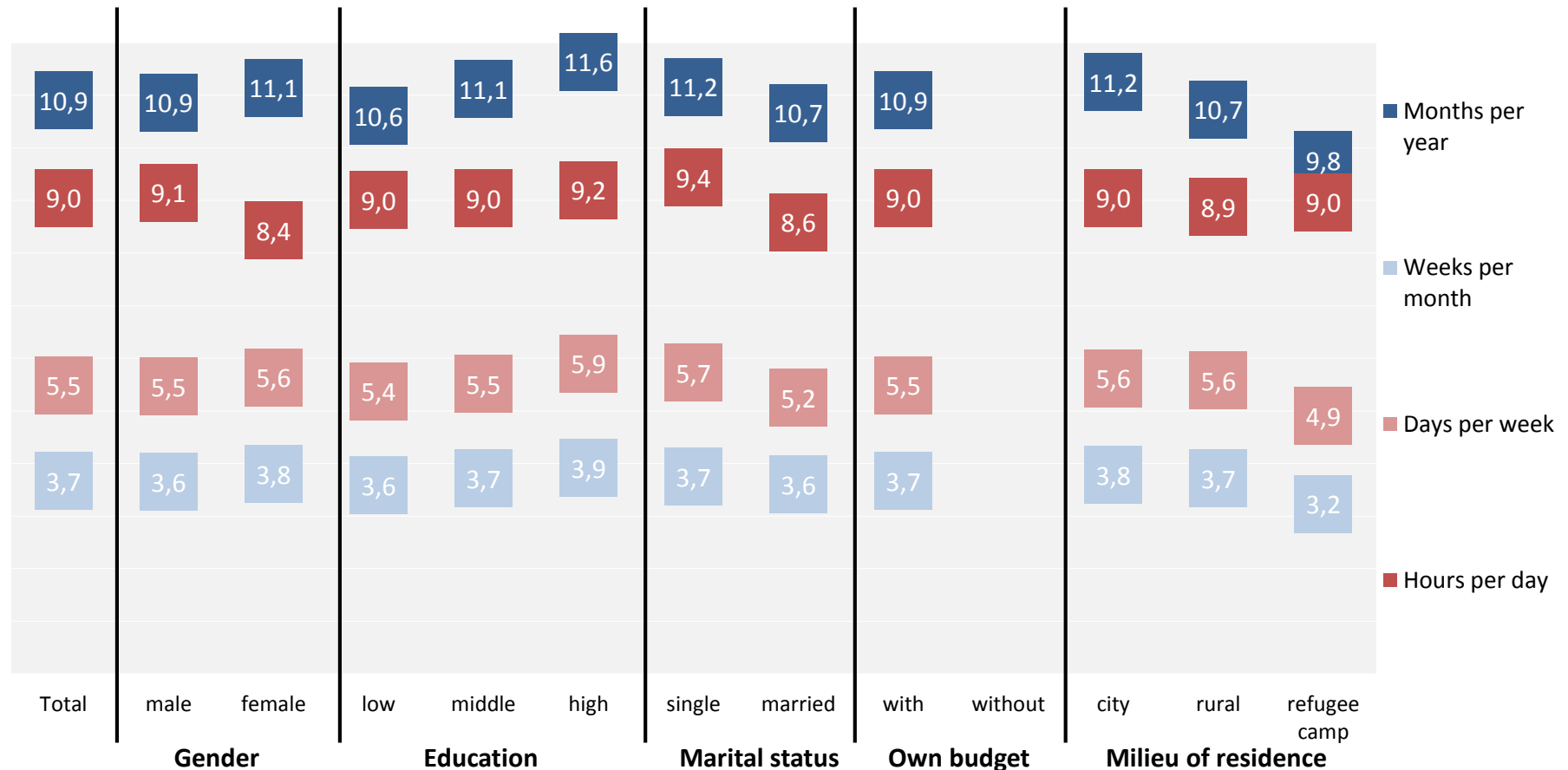
Syrian refugee: Jobs most important for income

	Gender			Education			Marital status		Own budget		Milieu of residence		
	Total	male	female	low	middle	high	single	married	with	without	city	rural	refugee camp
State employee													
Employee (with insurance)	0		2			2	0		0		0		
Worker (no insurance, but continuous employment)	15	13	25	14	9	28	17	12	15		18	16	1
Remunerated labourer as part of a family business	1	1	3	2	1	2	2	1	1		1	5	
Self-employed with higher education (medical doctor, lawyer etc.)	0		2			2	0		0		0		
Self-employed without higher education (trade, commerce, industry, etc.)	5	4	5	4	3	10	5	4	5		6	4	
Self-employed in agriculture	5	4	8	6	5	2	5	5	5		4	9	5
Self-employed in service sector (continuous work, unstable income)	21	22	20	20	23	25	20	23	21		25	16	15
Day labourer (unstable employment, unstable income)	50	54	31	54	54	30	47	54	50		45	34	79
Retired													
Other	2	2	5	1	5	2	3	1	2		0	16	

Q73: Please rank these jobs concerning your income from most important (1) to least important (3)?

Universe: National population, 16 to 30 years/
Basis: Respondents with income from own work (Q67)/ Q73 rank "1"/ Values in percent

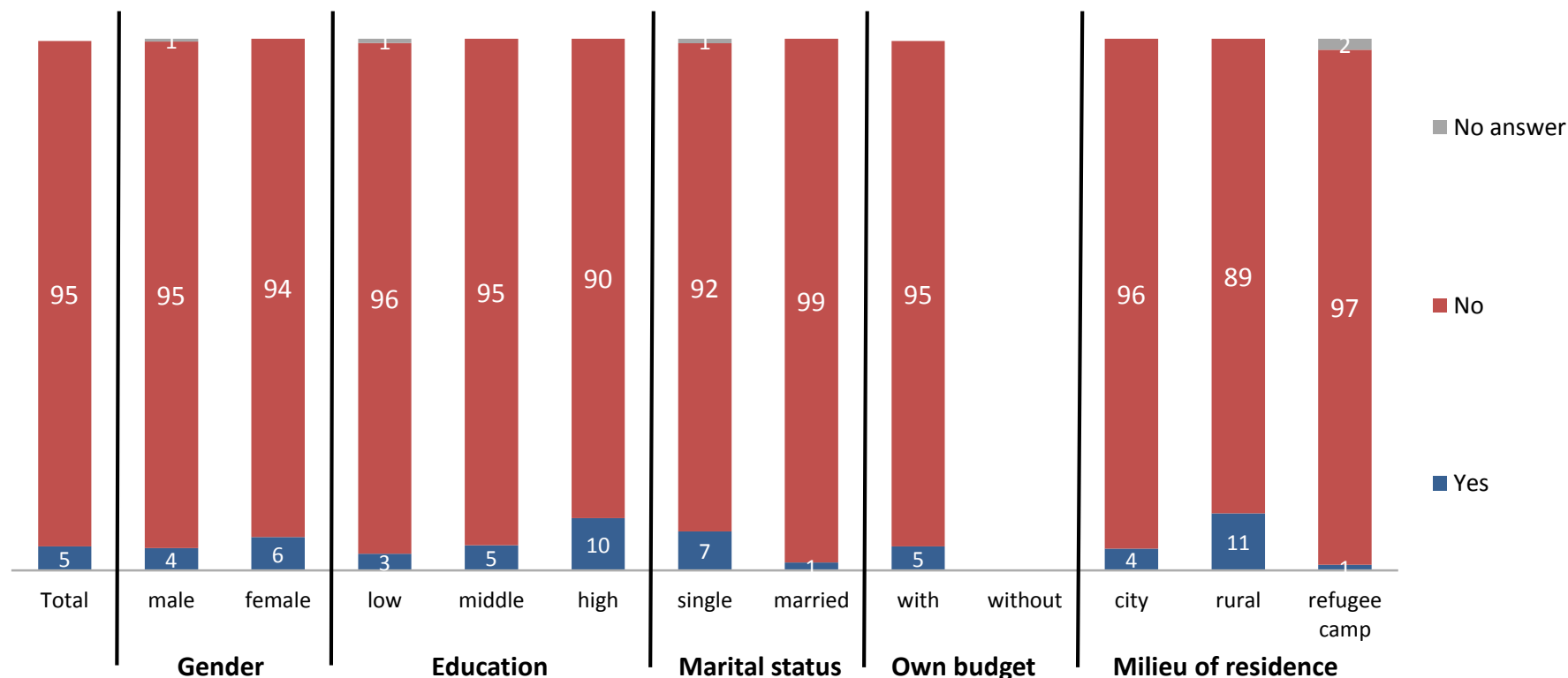
Syrian refugee: Frequency of work – most important job



Q74: Frequency of work: Please tell me how many ... you are working.

Universe: National population, 16 to 30 years/
Basis: Respondents with income from own work (Q67)/
Values in percent

Syrian refugee: Sickness payment - most important job



Q76: Do you receive continuous payment in case of sickness? (Answer for each job)

Universe: National population, 16 to 30 years/
Basis: Respondents with income from own work (Q67)/
Values in percent

Syrian refugee: Information about most important job

	Gender			Education			Marital status		Own budget		Milieu of residence		
	Total	male	female	low	middle	high	single	married	with	without	city	rural	refugee camp
Friends informed me about this job	64	64	64	65	62	67	64	65	64		63	68	69
Via Internet	0	0	2	0		2	1		0		1		
Somebody from my family informed me	15	15	14	15	17	10	16	14	15		18	9	8
I read an advertisement	1	1	2	1	1	5	2	0	1		2	2	
Via a private employment agency	0	0		0				0	0		0		
A public institution (e.g. employment office) informed me	1	1	3		2	2	0	1	1		1	2	
Other	18	18	16	18	17	15	17	19	18		15	20	23

Q77: How did you find out about your most important job?

Universe: National population, 16 to 30 years/

Basis: Respondents with income from own work (Q67)/ Values in percent

Syrian refugee: Reasons for choosing the job

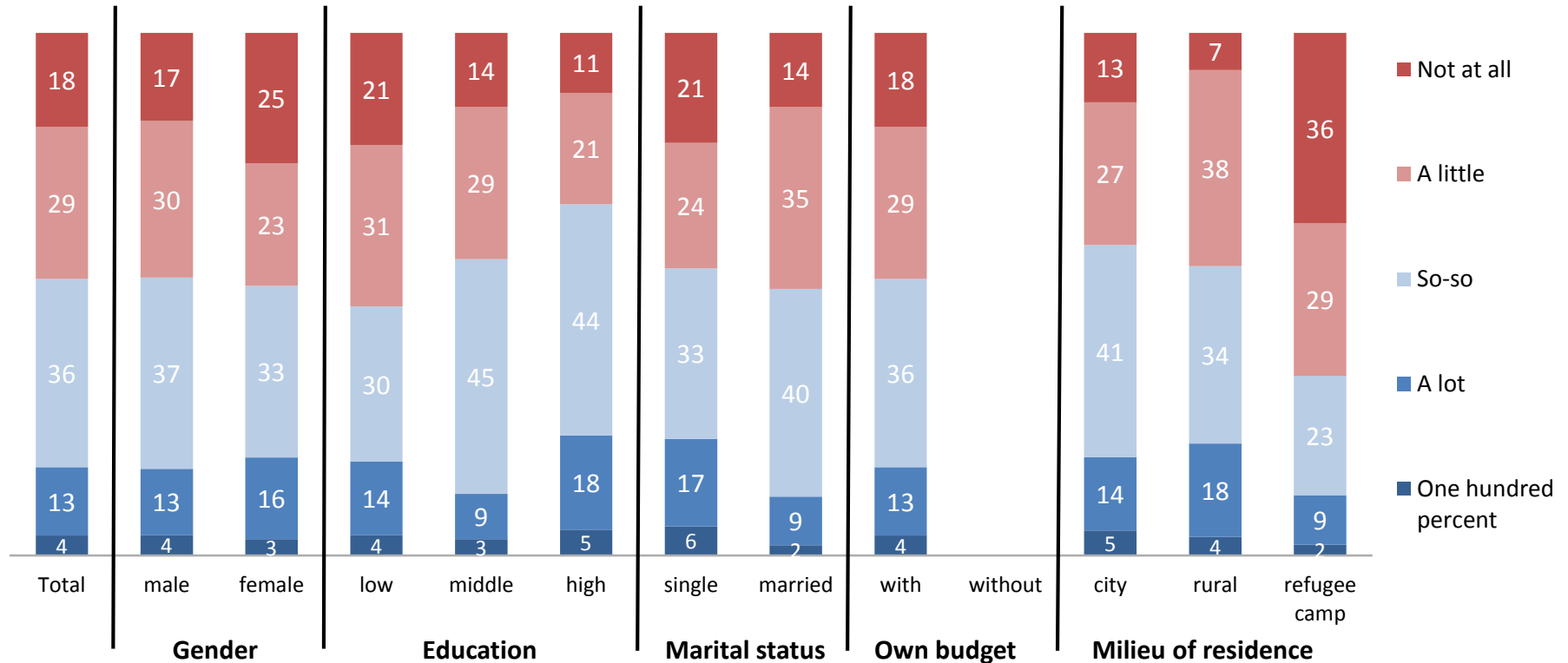
	Gender			Education			Marital status		Own budget		Milieu of residence		
	Total	male	female	low	middle	high	single	married	with	without	city	rural	refugee camp
I had no other option	81	82	72	84	80	69	76	86	81		79	77	89
It is the only work I know how to do	36	35	41	41	29	28	34	37	36		42	25	22
It is a secure job	41	38	59	44	31	51	42	41	41		41	39	38
It is a business that belongs to my family	6	6	5	7	5	5	4	7	6		6	11	3
My boss is from the same area	11	11	17	12	7	18	13	10	11		10	11	20
It’s nicely paid	10	10	11	10	9	13	11	9	10		13	9	3
It’s work that is socially well accepted	29	28	33	30	24	31	32	26	29		30	23	29
I can engage with friends and colleagues	23	22	31	24	17	33	26	20	23		24	23	21
I can learn a lot	24	24	22	26	17	28	27	20	24		25	27	18
I have the option to upgrade my position	21	21	27	23	15	30	23	20	21		22	29	16

Universe: National population, 16 to 30 years/

Q78: Concerning this work, what are the reasons you are engaging in it?

Basis: Respondents with income from own work (Q67)/ Values in percent "true"

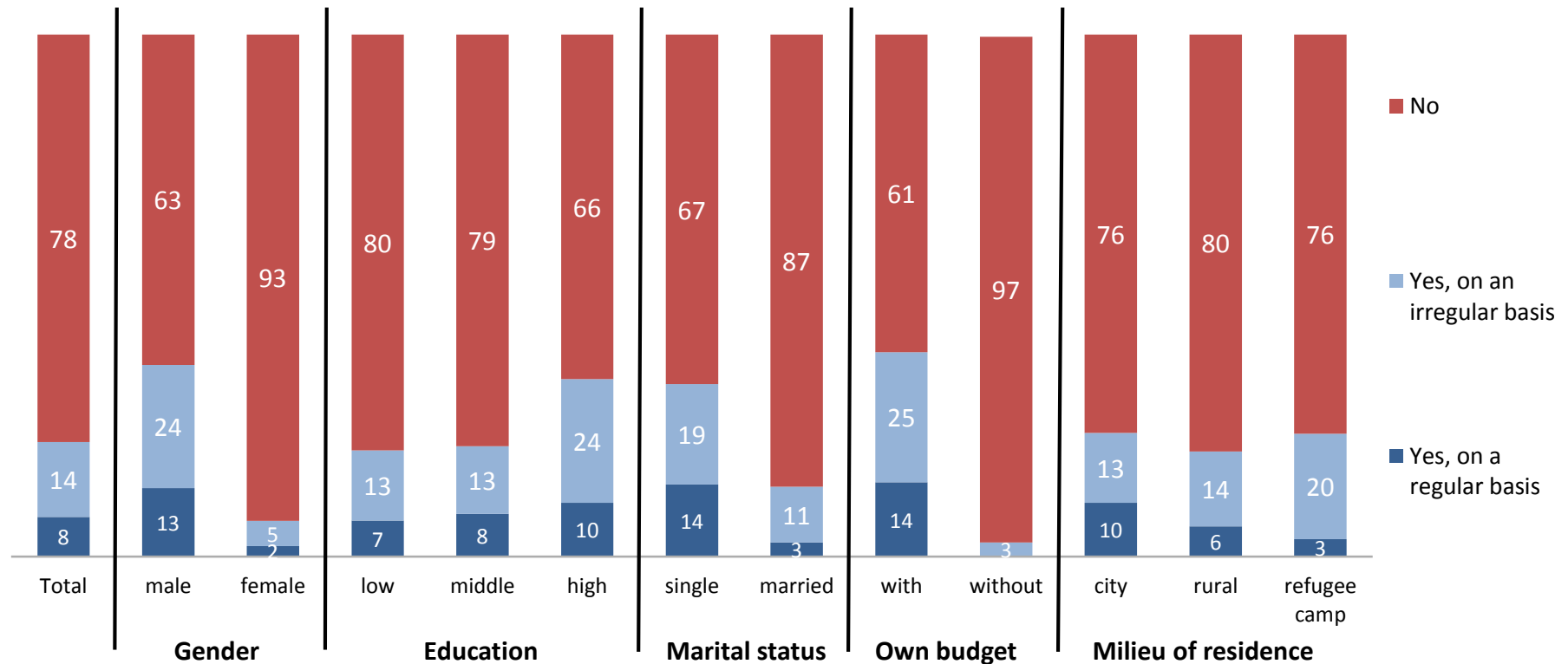
Syrian refugee: Satisfaction with job



Q79: Do you like this work?

Universe: National population, 16 to 30 years/
Basis: Respondents with income from own work (Q67)/
Values in percent

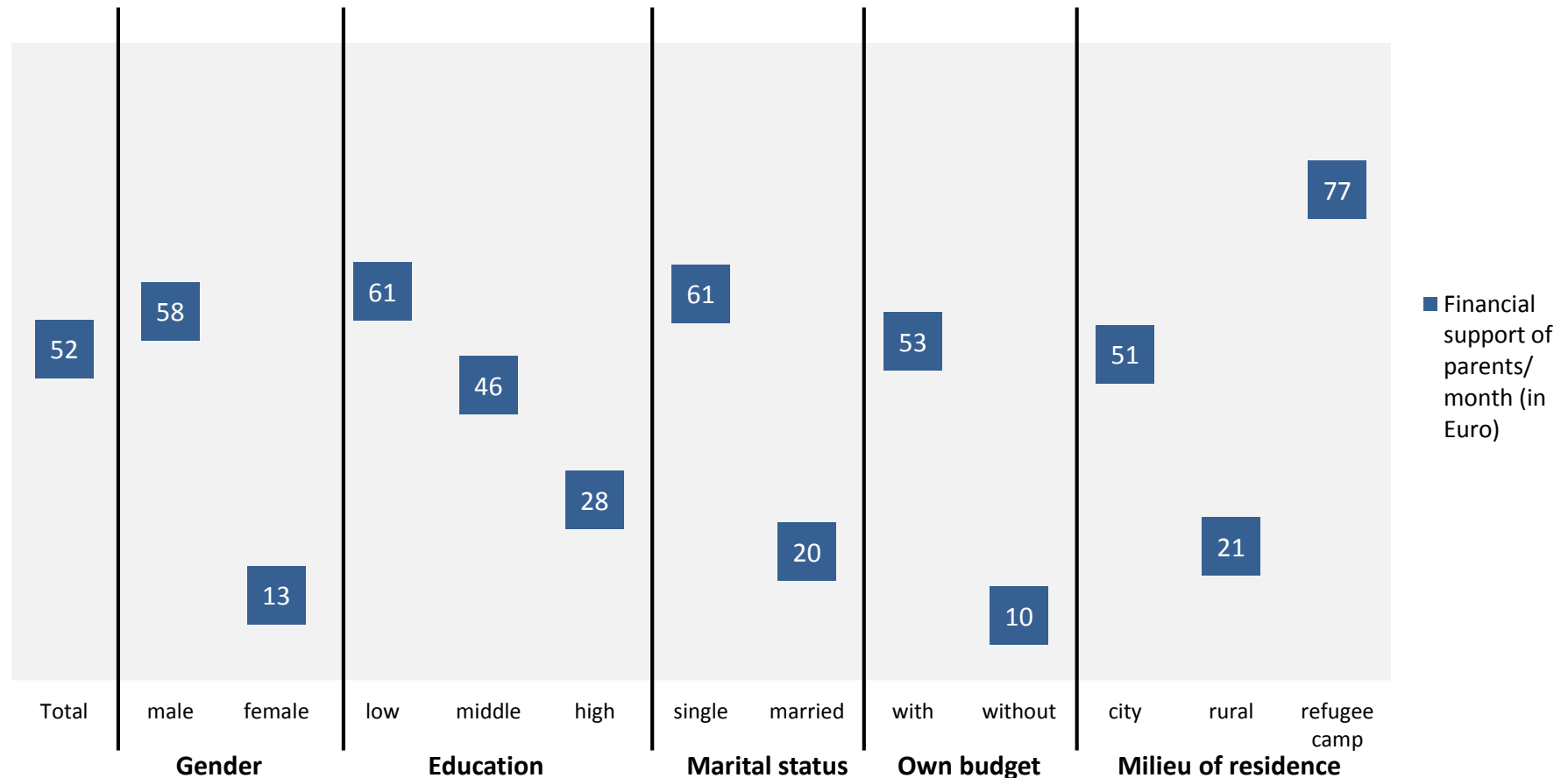
Syrian refugee: Support parents financially



Q80: Do you support your parents financially? If yes, is that on an irregular or regular basis?

Universe: National population, 16 to 30 years/
Values in percent

Syrian refugee: Support parents financially



Q81: How much money per month do you support your parents with?

Universe: National population, 16 to 30 years/
Basis: Respondents supporting their parents financially (Q80)/
Values in percent/ Attention: in part small number of cases

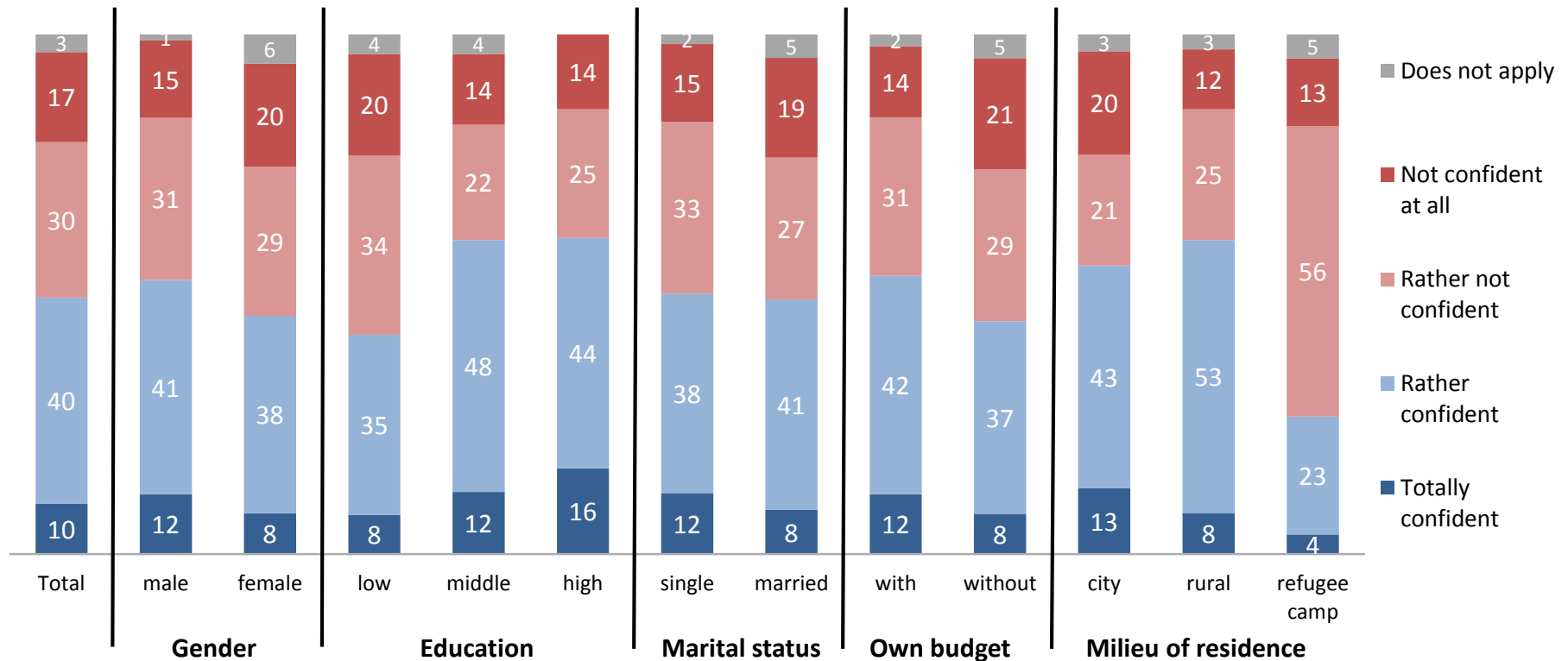
Syrian refugee: Employment situation

	Gender			Education			Marital status		Own budget		Milieu of residence		
	Total	male	female	low	middle	high	single	married	with	without	city	rural	refugee camp
Earning a high income	60	64	55	58	61	63	62	58	65	54	63	72	52
Options to upgrade my position	54	59	49	53	55	57	55	53	57	50	57	61	49
A secure job	57	61	54	57	56	64	56	59	61	53	59	68	57
Having a lot of contacts with other people	44	49	39	41	47	56	45	44	47	40	51	46	33
The feeling of achieving something	48	53	43	46	50	59	49	48	51	45	53	50	43
The feeling of being accepted	48	52	44	46	50	57	50	47	50	46	54	46	40
The possibility to support others	47	52	43	46	48	56	50	45	51	43	52	53	40
The possibility of implementing own ideas	46	49	42	43	46	60	47	45	49	42	53	53	32
Doing something useful for society	48	51	44	47	47	56	48	48	52	44	54	53	40
The possibility of doing something that makes sense to me	49	53	45	49	47	57	49	50	52	46	54	54	42
A job that allows for enough leisure time	46	49	43	44	47	54	44	48	50	42	52	55	36

Q82: How should an employment situation and your job be in order for you to be satisfied?

Universe: National population, 16 to 30 years/
Values in percent "very important"

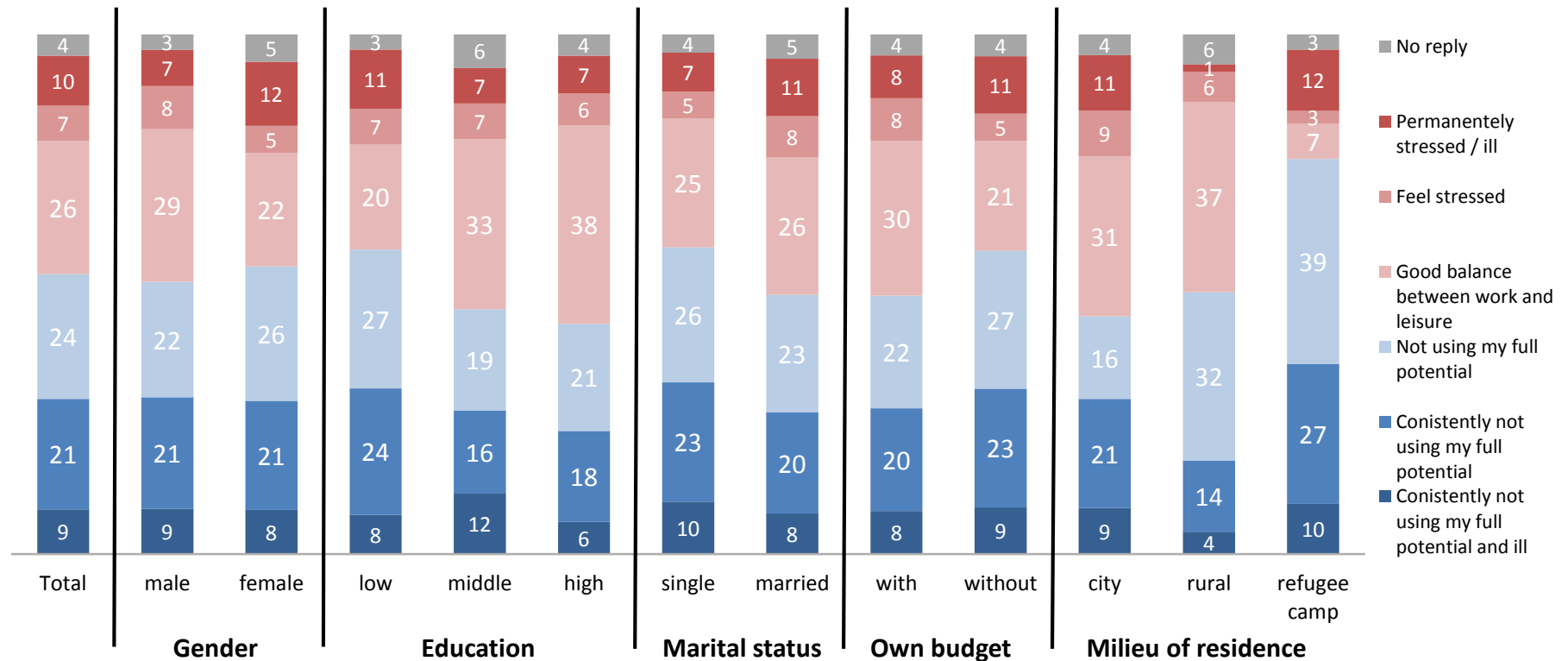
Syrian refugee: Confidence in realizing job wishes



Q83: How confident are you about the possibility of realising your wishes concerning your job?

Universe: National population, 16 to 30 years/
Values in percent

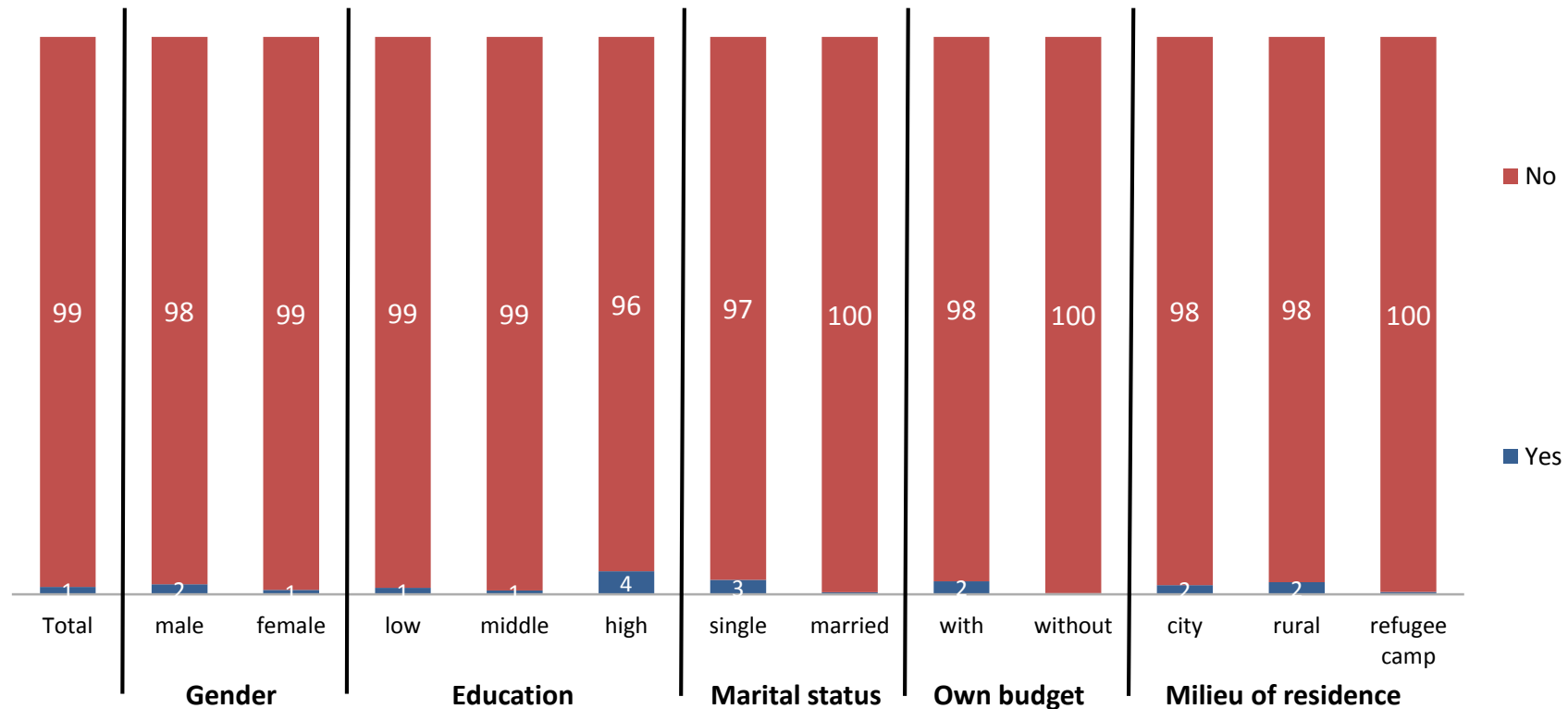
Syrian refugee: Performance level



Q84: Are you already at the maximum of your performance concerning your studies, your work, or your daily affairs? What describes your situation best?

Universe: National population, 16 to 30 years/
Values in percent

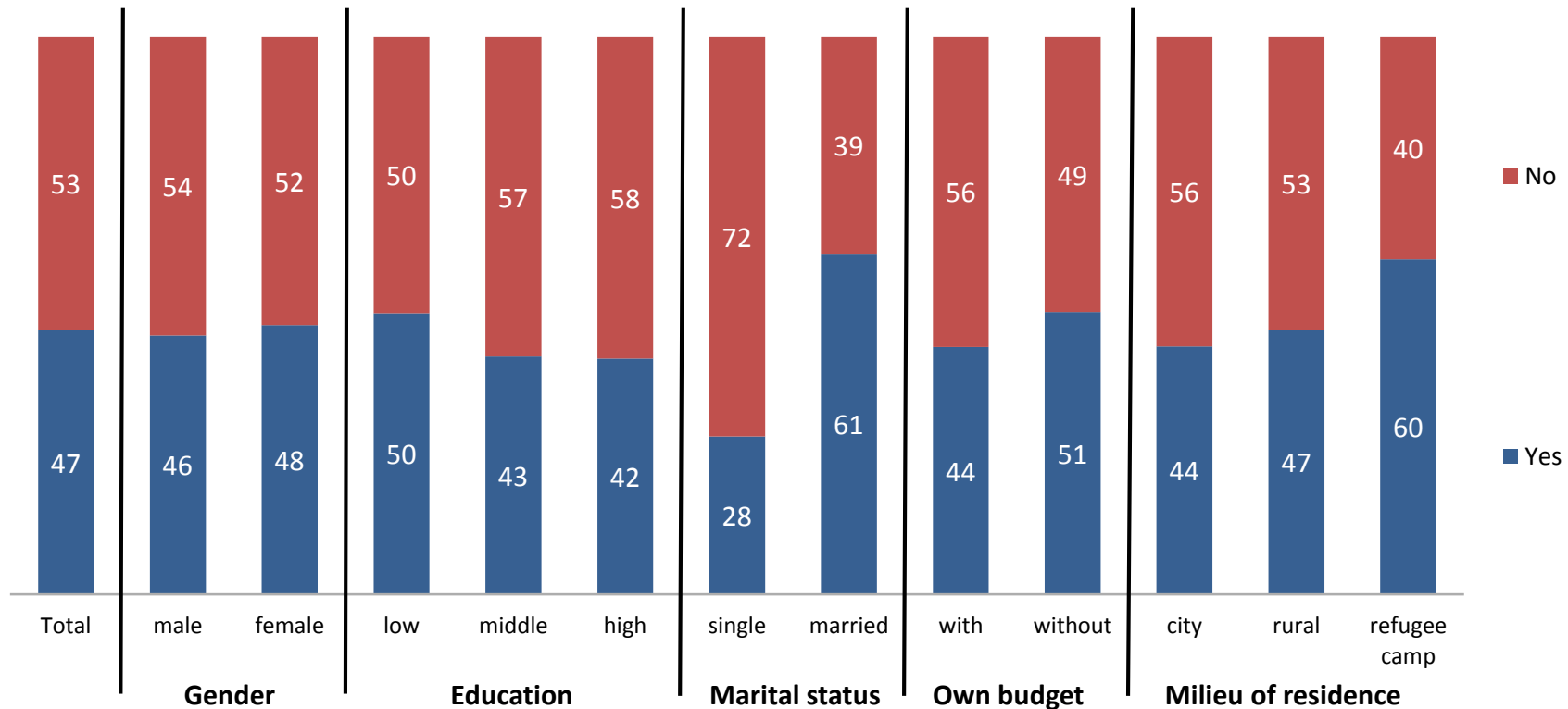
Syrian refugee: Savings



Q85: Are you in a position to save money?

Universe: National population, 16 to 30 years/
Values in percent

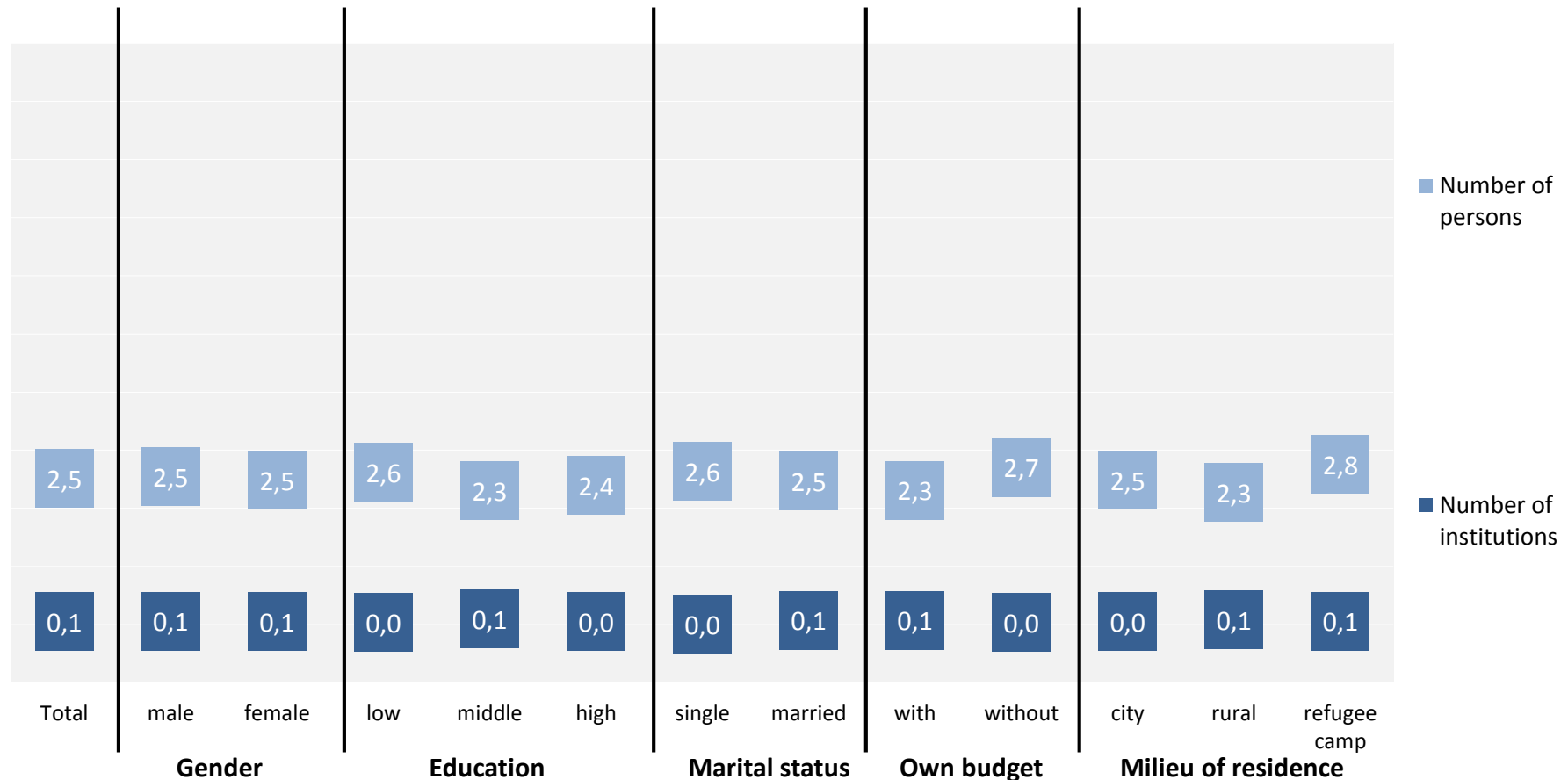
Syrian refugee: Debts



Q88: Do you have debts, either with institutions (e.g. banks) or individuals?

Universe: National population, 16 to 30 years/
Values in percent

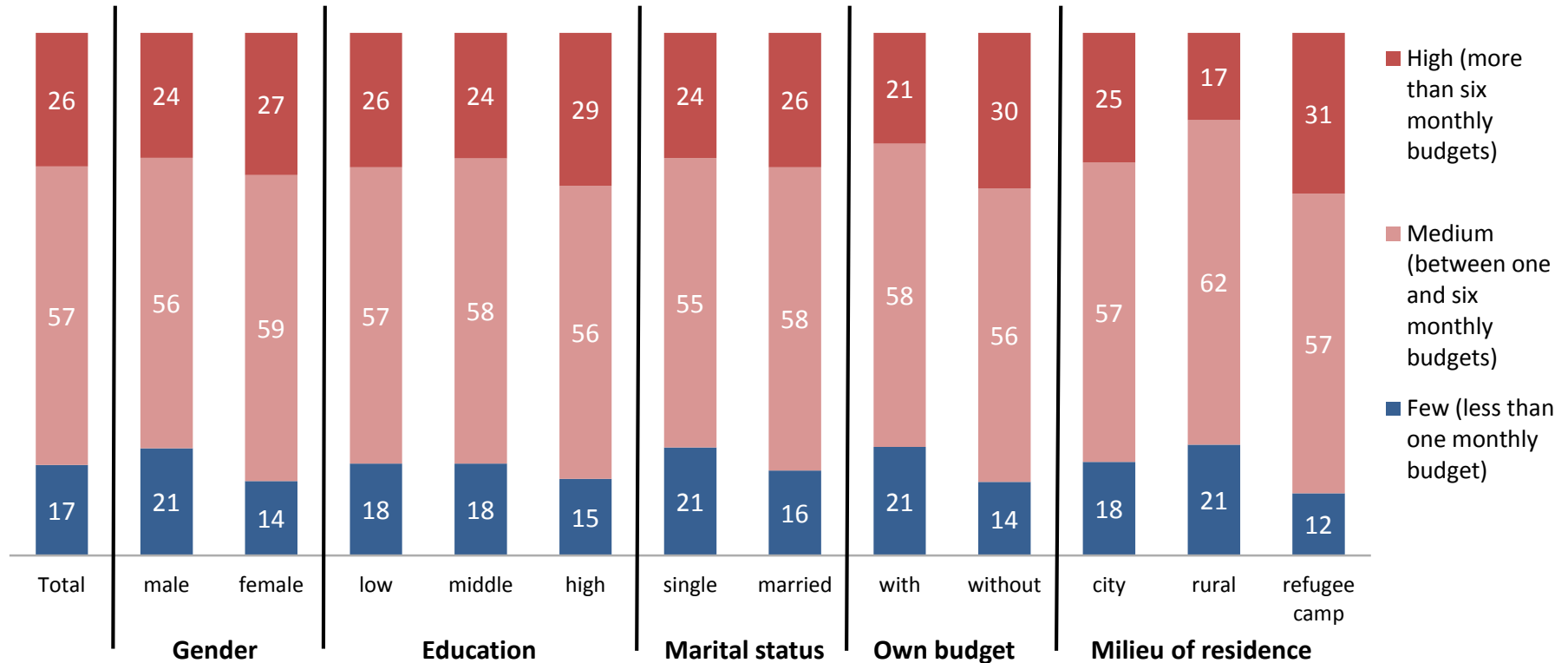
Syrian refugee: Number of institutions/persons in debt with



Universe: National population, 16 to 30 years/
Basis: Respondents with debts (Q88)/
Average values

Q89: To how many institutions (e.g. banks) or persons do you have debts?

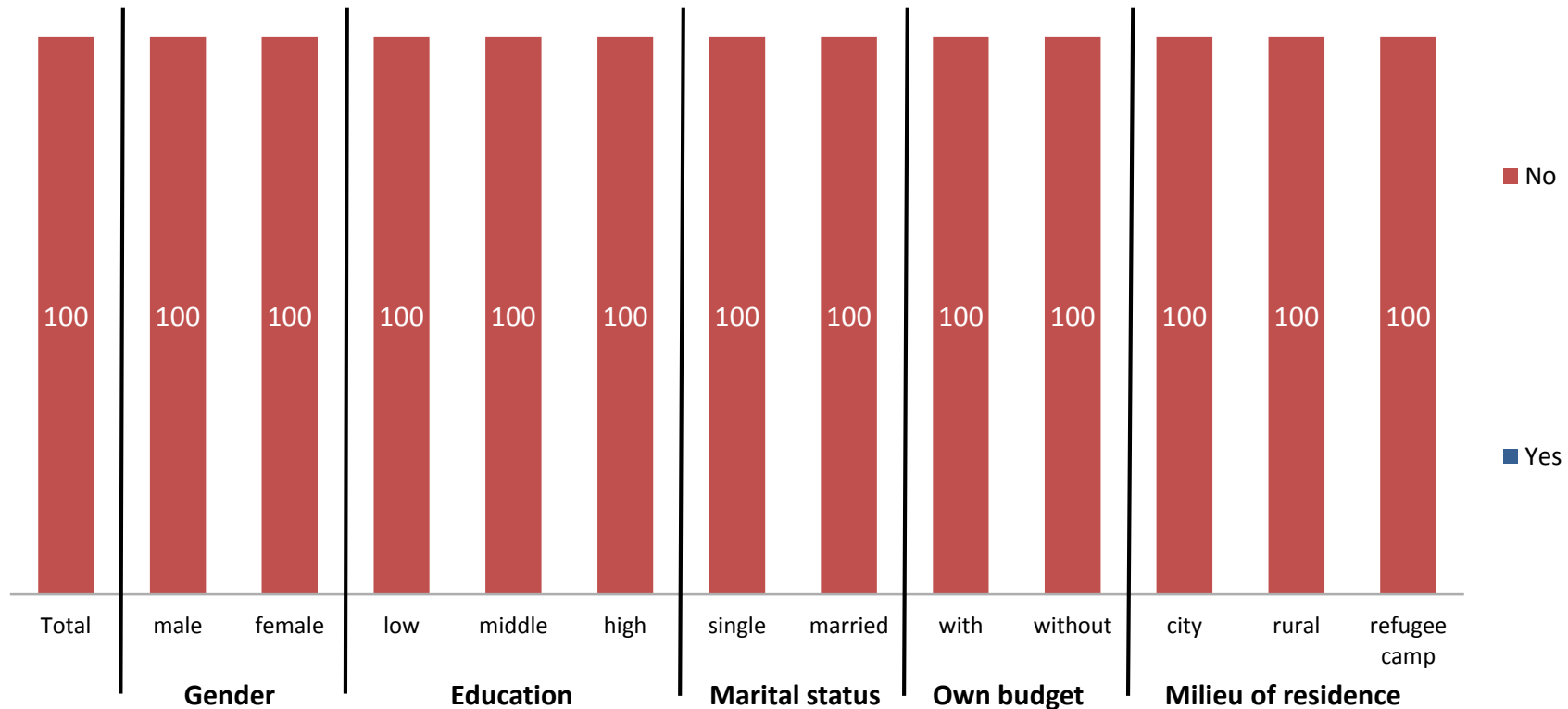
Syrian refugee: Amount of debts



Q90: How high are your debts?

Universe: National population, 16 to 30 years/
Basis: Respondents with debts (Q88)/
Values in percent

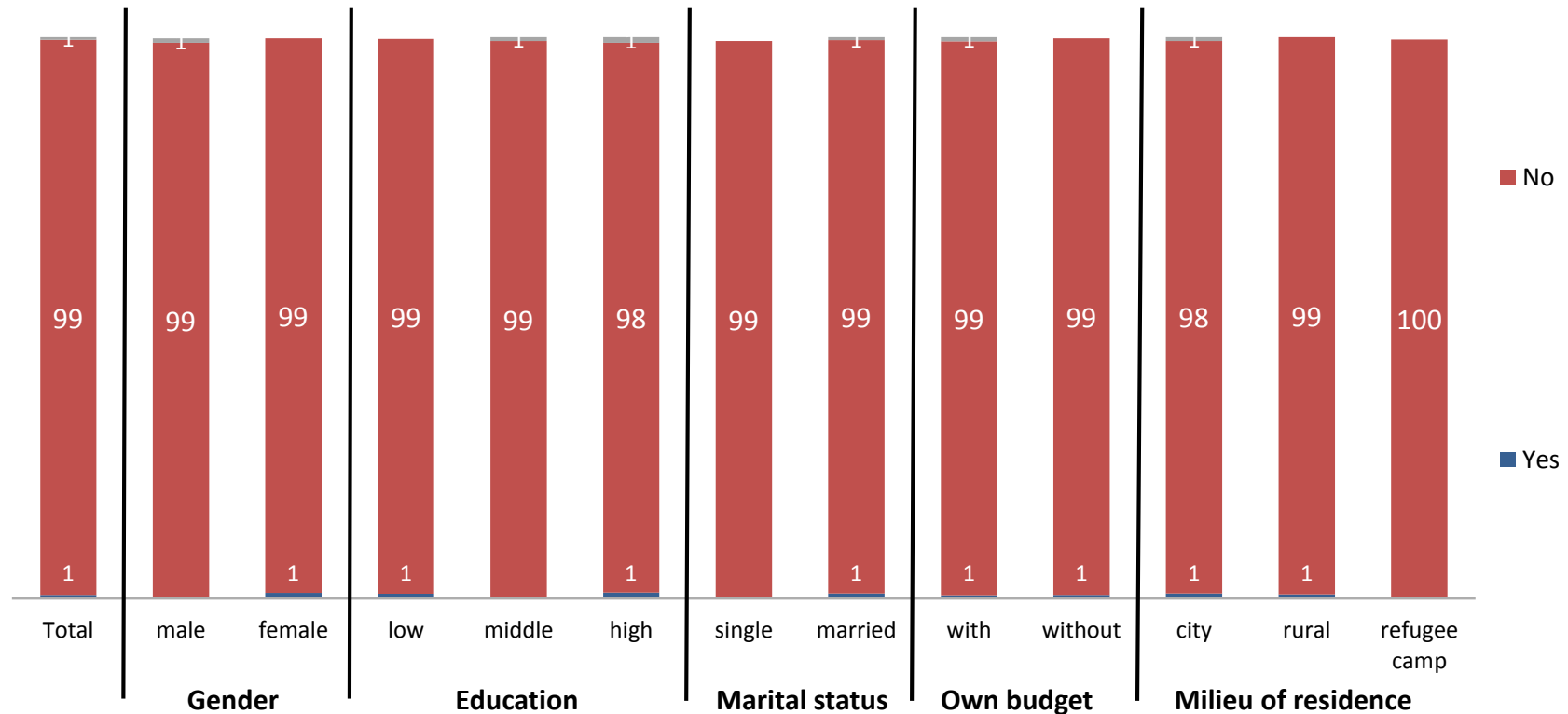
Syrian refugee: Member of rotating savings association



Q91: Have you ever been a member of a rotating savings association?

Universe: National population, 16 to 30 years/
Values in percent

Syrian refugee: Health insurance



Q95: Do you have a health insurance?

Universe: National population, 16 to 30 years/
Values in percent

EXPENDITURES

Syrian refugee: Monthly expenditures I

	Gender			Education			Marital status		Own budget		Milieu of residence		
	Total	male	female	low	middle	high	single	married	with	without	city	rural	refugee camp
Wheat and bread	55	57	54	55	60	46	58	54	56	54	50	50	62
Food (oil, sugar, etc.)	97	96	97	97	97	93	95	98	96	98	97	96	97
Local snacks	3	3	2	2	4	3	4	2	4	2	3	5	0
McDonald's, Pizza Hut, KFC	1	2	1	1	1	3	2	0	2	1	2		
Clothes	14	15	13	11	17	25	17	12	16	12	17	20	2
Mobile phone	9	13	5	10	6	11	14	5	13	4	11	6	6
Internet	1	1	1	1	0	1	1	1	1	1	1		1
Video and online games	0	1	0	0	0		0	1	1		0	1	0
Paying debts/ instalments	15	16	14	17	12	12	10	19	15	15	12	21	21
Transport/ travelling	3	3	2	2	4	2	4	1	2	3	3	6	
Cigarettes	8	11	4	9	6	5	12	5	10	5	6	9	7

Q97: Please identify the 4 items you spend most money on.
Multiple answers possible

Universe: National population, 16 to 30 years/
Values in percent

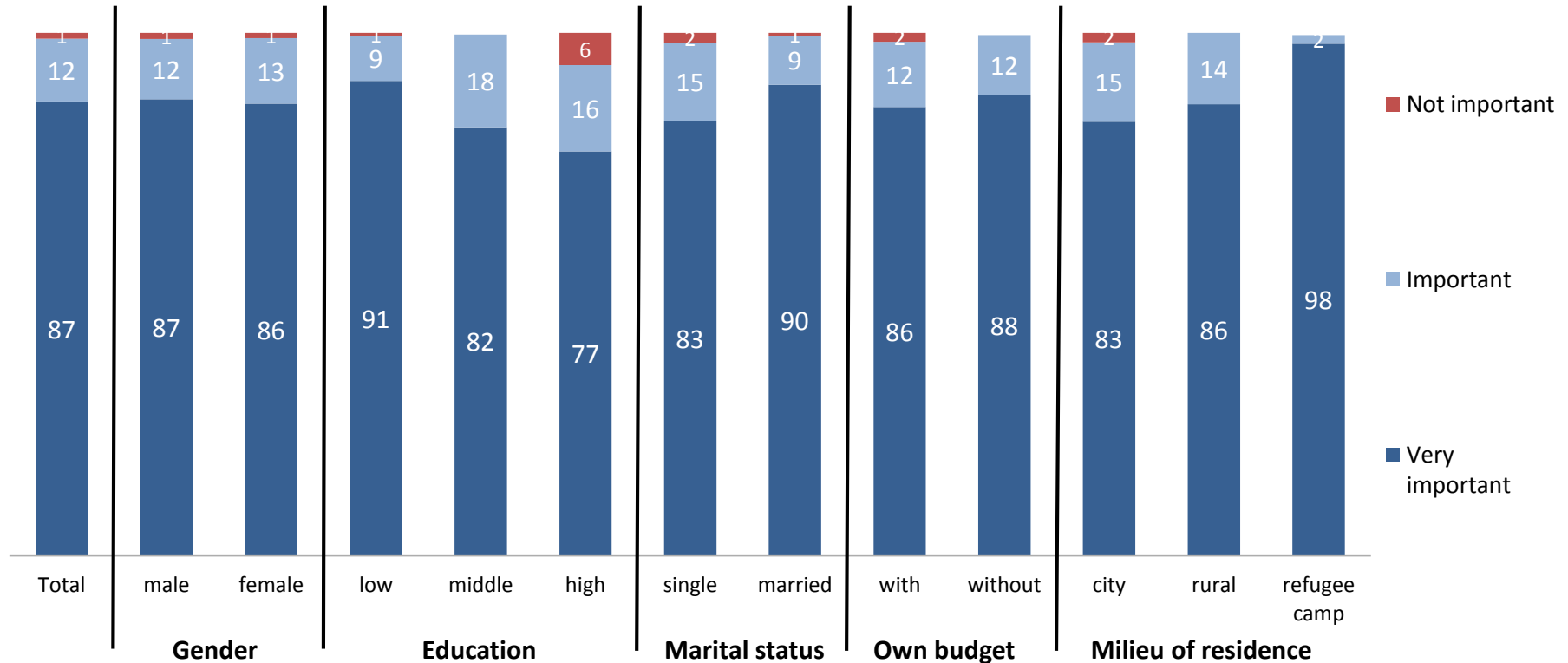
Syrian refugee: Monthly expenditures II

		Gender		Education			Marital status		Own budget		Milieu of residence		
	Total	male	female	low	middle	high	single	married	with	without	city	rural	refugee camp
Medication, drugs	29	27	31	30	28	21	30	27	26	32	25	27	27
Music	2	2	1	1	3	3	1	2	2	2	2	4	0
Going out with friends	4	4	4	3	4	11	4	4	5	4	4	9	2
Water/electricity	55	50	60	54	55	57	50	59	51	59	57	55	55
Housing rent	62	59	65	64	56	64	56	66	61	63	65	58	68
Gas bottles (cooking)	9	8	10	10	8	3	7	10	9	9	5	15	15
Insurance	4	3	4	3	3	5	2	5	3	4	6	2	
Studies	3	3	3	3	2	5	2	3	2	3	4	4	0
Cosmetics	0		0			1	0		0		0		
Other	3	3	3	3	3	2	2	3	2	4	3	2	1

Q97: Please identify the 4 items you spend most money on.
Multiple answers possible

Universe: National population, 16 to 30 years/
Values in percent

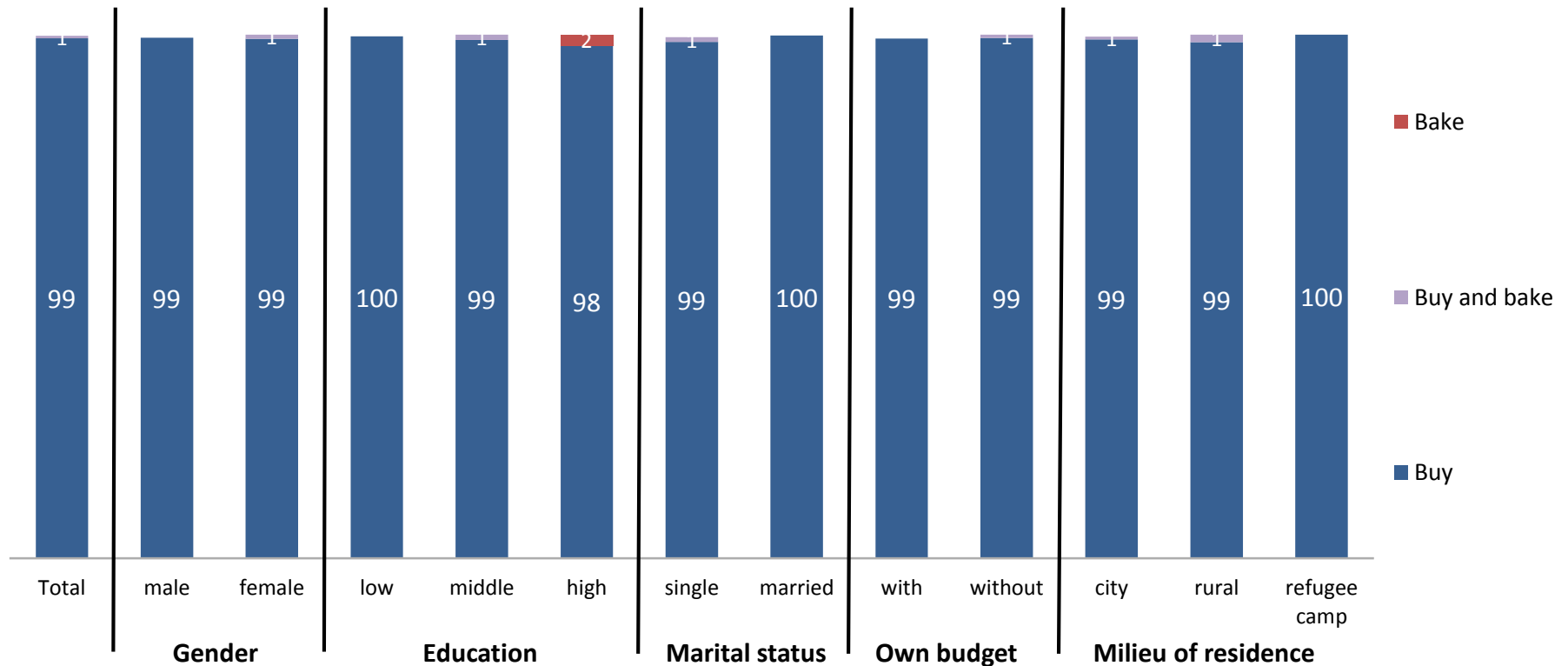
Syrian refugee: Importance of cheap bread



Q98: How important is the availability of cheap bread for you and your family?

Universe: National population, 16 to 30 years/
Values in percent

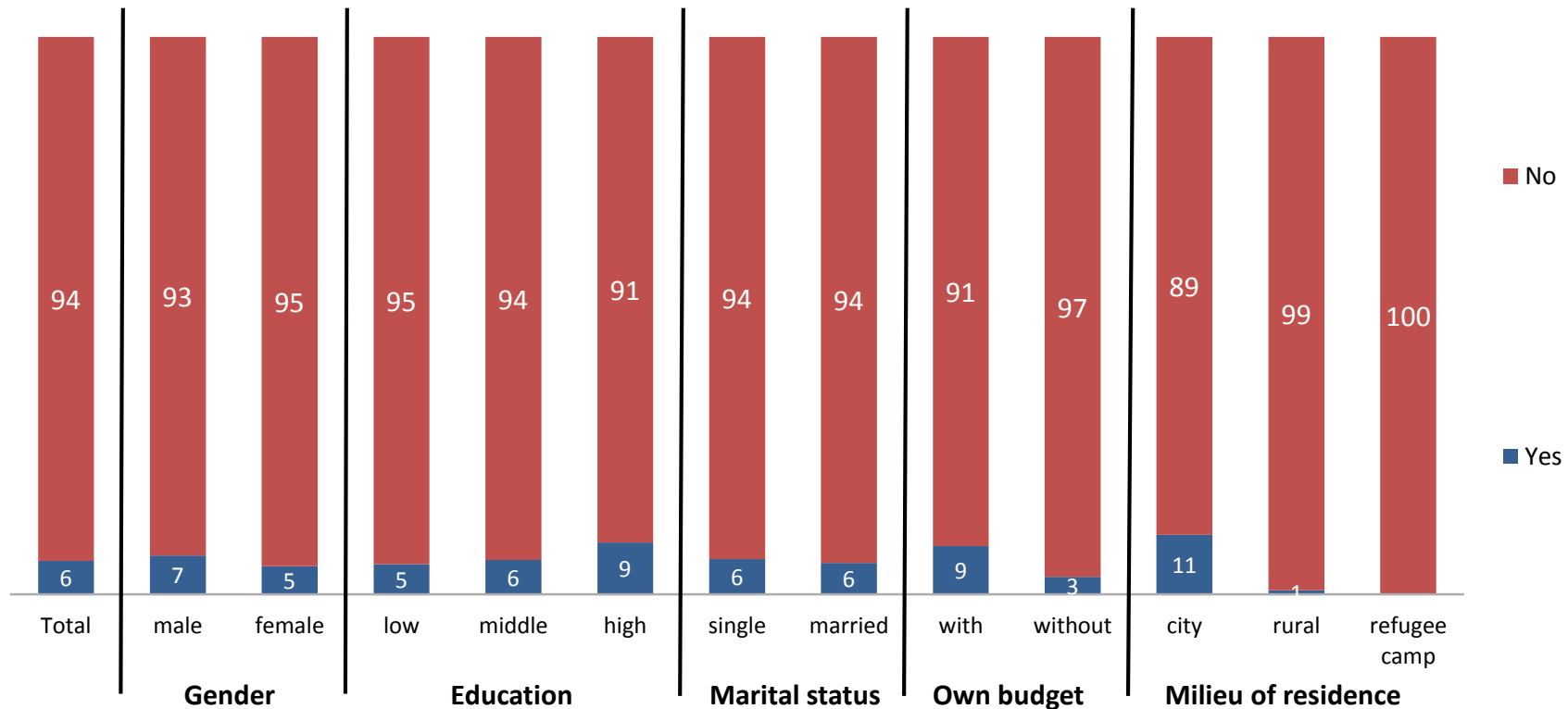
Syrian refugee: Producing bread



Q99: Do you buy or bake bread in your household?

Universe: National population, 16 to 30 years/
Values in percent

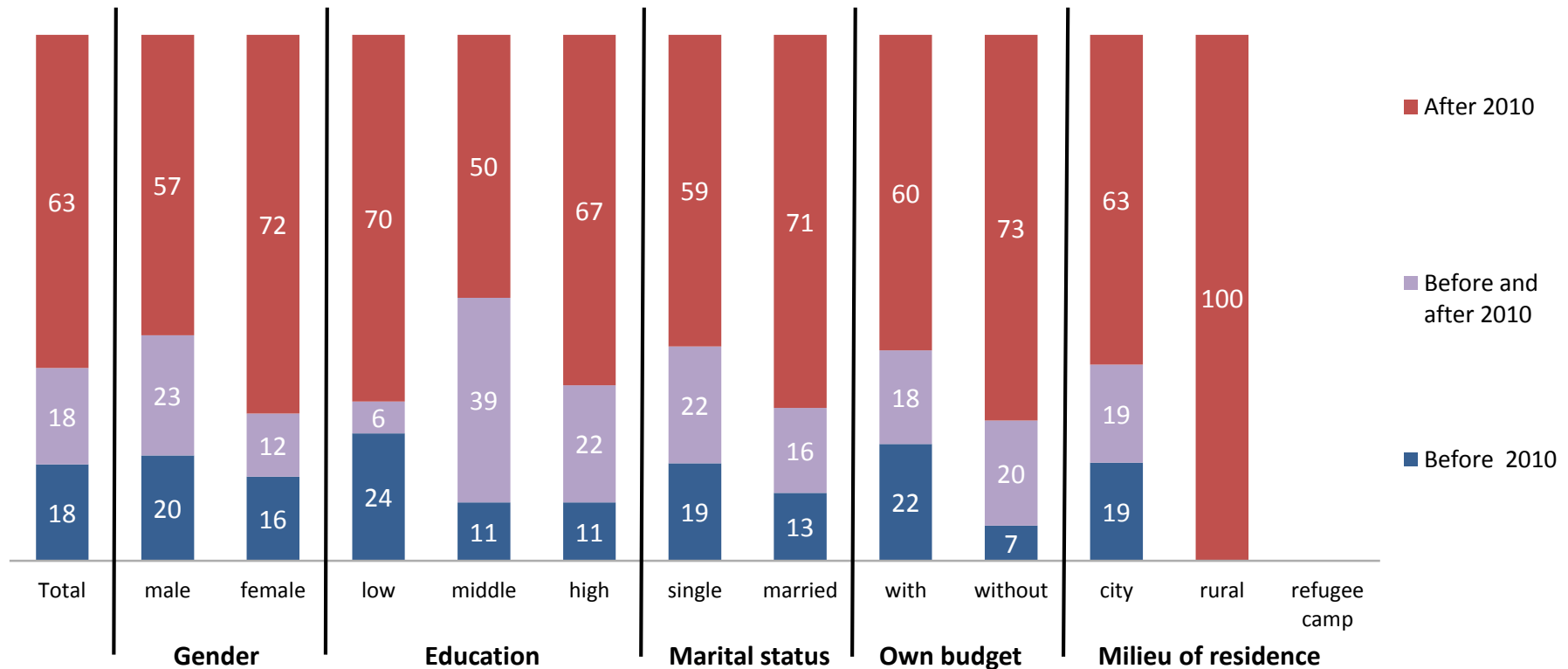
Syrian refugee: Bread supply



Q100: Have you ever made the experience of having to wait for being supplied with bread (except during Ramadan)?

Universe: National population, 16 to 30 years/
Values in percent

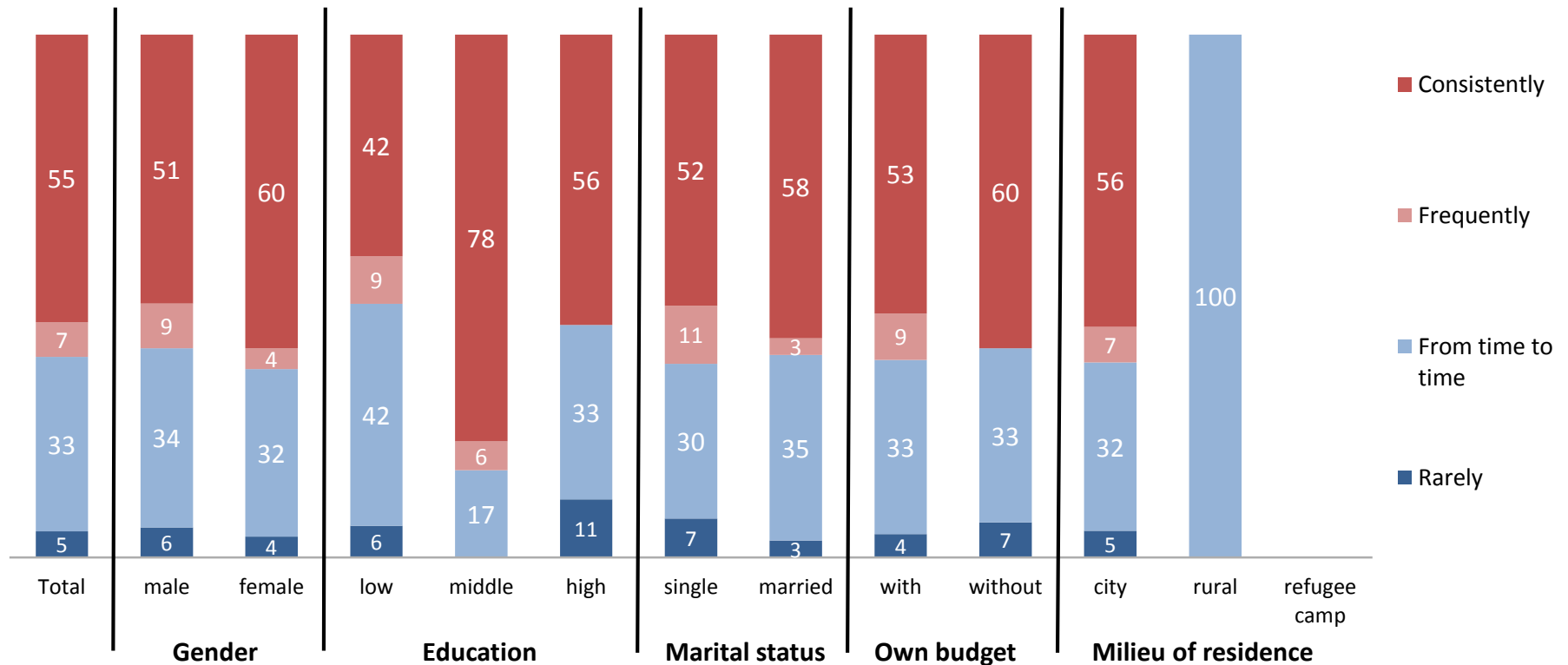
Syrian refugee: Bread supply – experience to wait



Q101: Was that...?

Universe: National population, 16 to 30 years/
Basis: Respondents that made the experience to wait for bread (Q100)
Values in percent/ Attention: in part small number of cases

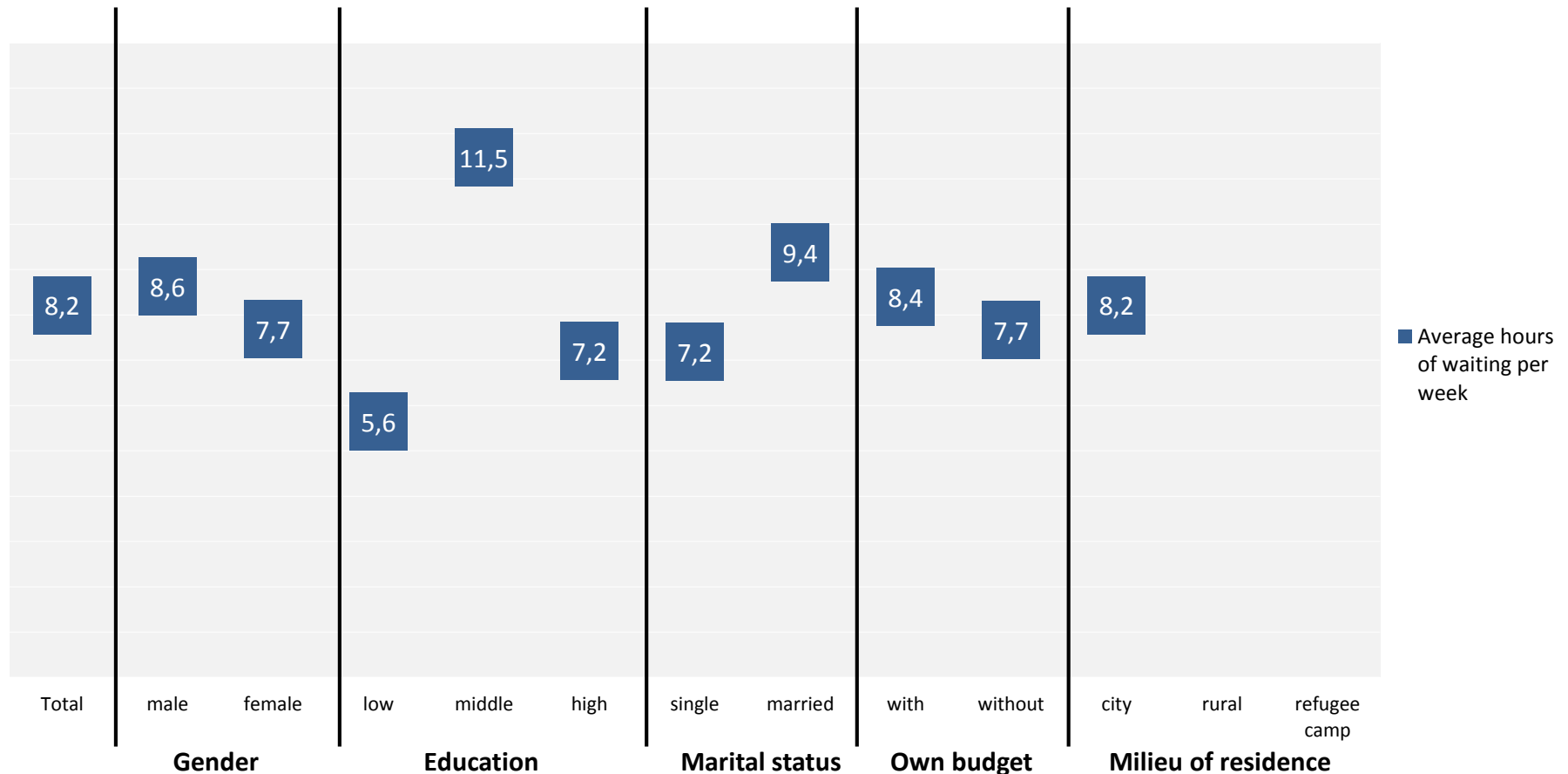
Syrian refugee: Bread supply – experience to wait



Q102: Did that happen...?

Universe: National population, 16 to 30 years/
Basis: Respondents that made the experience to wait for bread (Q100)
Values in percent/ Attention: in part small number of cases

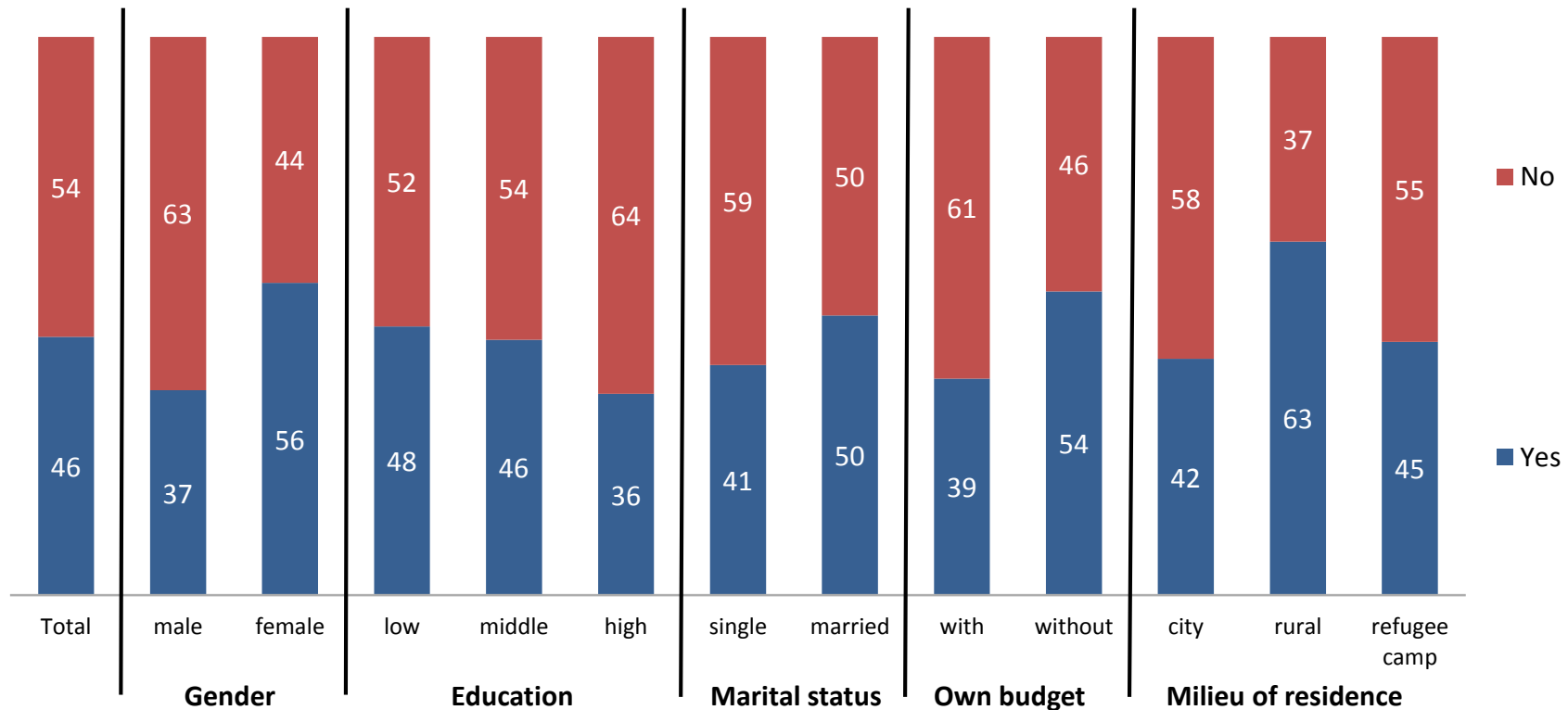
Syrian refugee: Average hours of waiting for bread per week



Q103: Can you please indicate the average hours of waiting per week?

Universe: National population, 16 to 30 years/
Basis: Respondents that waited "permanently" or "frequently" for bread (Q102)
Average hours/ Attention: in part small number of cases

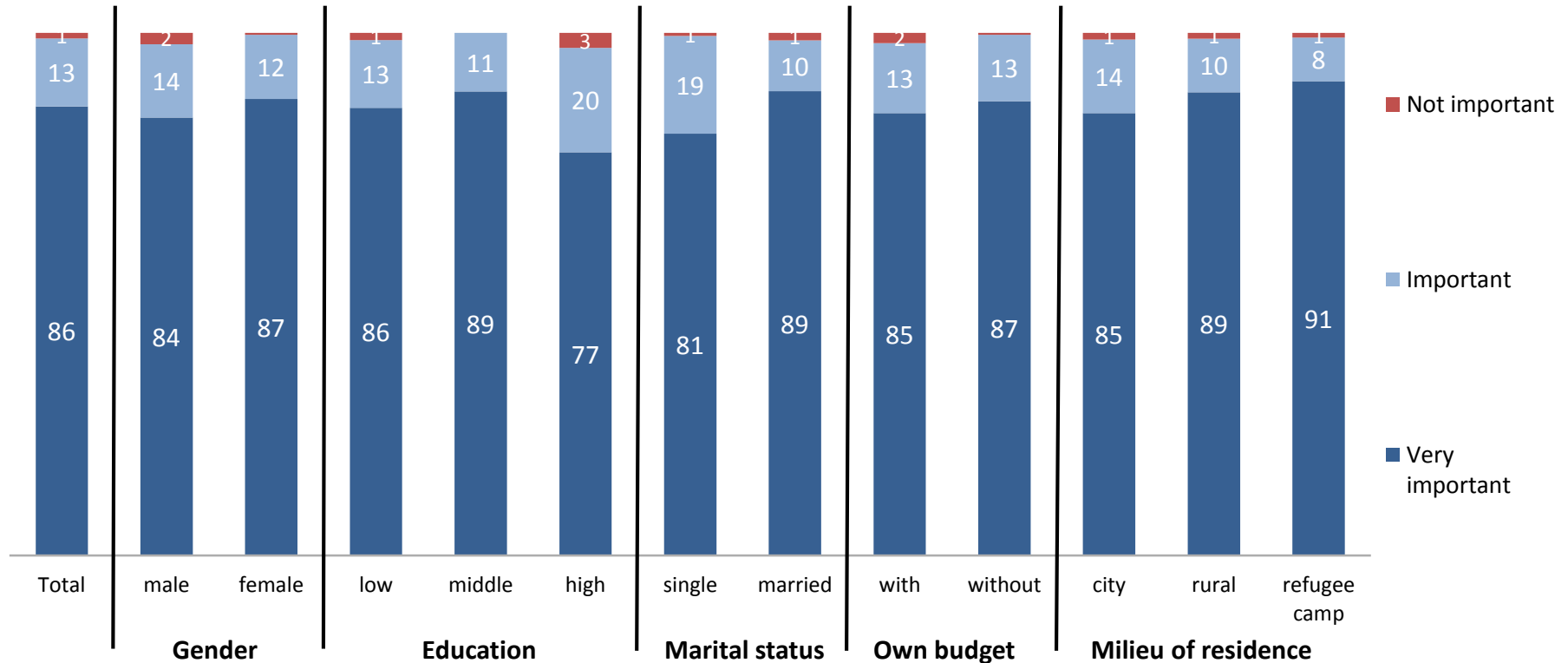
Syrian refugee: Ration card possession



Q104: Do you possess a ration card in order to buy or receive food?

Universe: National population, 16 to 30 years/
Values in percent

Syrian refugee: Importance of ration cards



Q105: How important is the ration card for you and your family?

Universe: National population, 16 to 30 years/
Basis: Respondents that possess a ration card (Q104)
Values in percent

Syrian refugee: Buying food

	Gender			Education			Marital status		Own budget		Milieu of residence		
	Total	male	female	low	middle	high	single	married	with	without	city	rural	refugee camp
Weekly market	23	22	24	24	21	22	26	21	22	24	16	32	30
Street vendor (sitting on the ground)	16	18	15	18	13	18	20	14	14	19	14	23	10
Mobile hawker with carriage	30	31	29	33	24	27	33	27	26	33	22	24	50
Stall at the neighborhood market	25	27	24	25	27	19	28	23	25	26	25	9	24
Grocer	74	77	71	76	70	77	72	75	77	71	77	86	68
Butcher	46	46	45	42	48	60	45	46	50	41	55	56	18
Bakery	29	32	25	22	37	42	24	32	30	27	38	44	3
Supermarket (self-service)	57	55	58	53	61	66	55	58	57	57	62	66	46
Hypermarket	1	1	2	1	1		1	1	1	1	1	1	1
Wholesaler	4	4	3	3	3	5	4	3	4	3	4	6	1
Malls	1	1	0	0	1		1	0	1	0	1		
Other													

Q106: In order to buy food do you use ...?
Multiple answers possible

Universe: National population, 16 to 30 years/
Values in percent

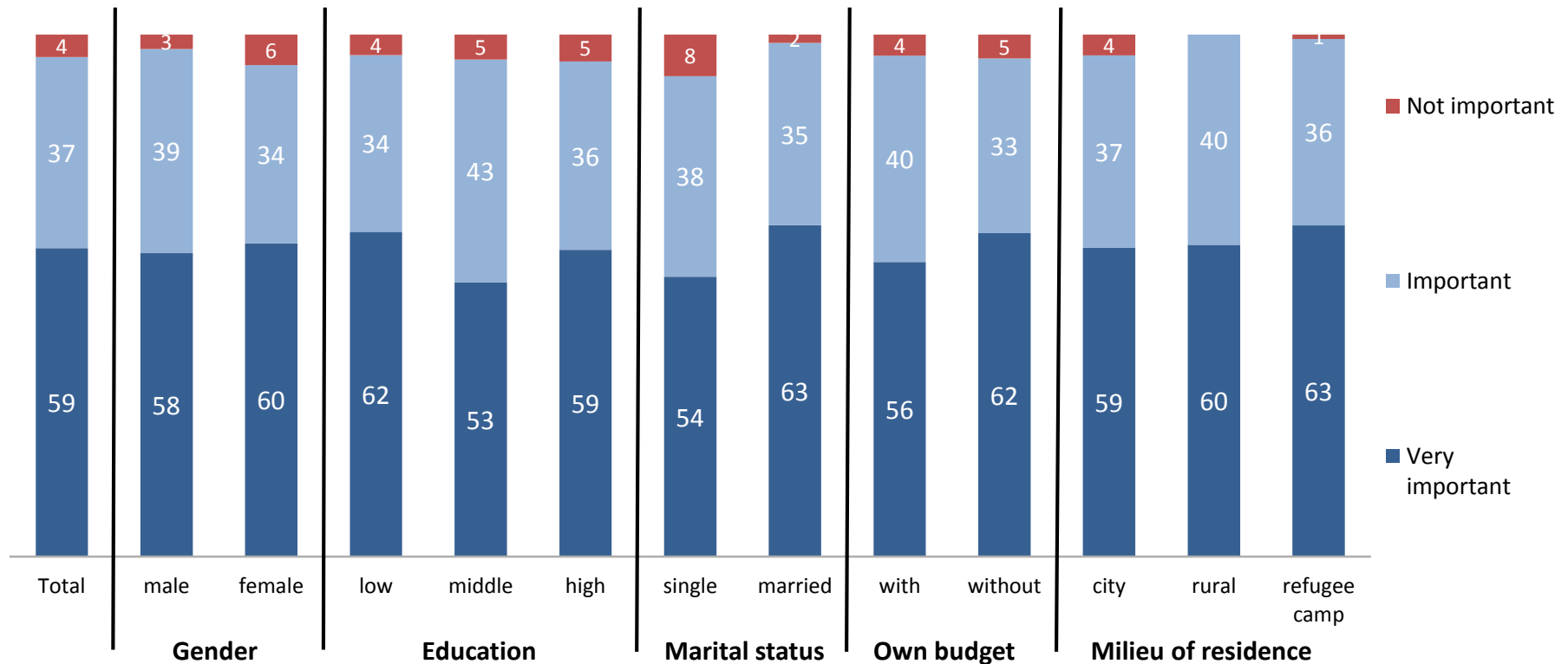
Syrian refugee: Frequency of buying food

	Gender			Education			Marital status		Own budget		Milieu of residence		
	Total	male	female	low	middle	high	single	married	with	without	city	rural	refugee camp
Weekly market	5	6	3	4	7	5	5	4	6	4	8	9	
Street vendor (sitting on the ground)	27	29	23	24	24	47	28	25	33	21	26	50	13
Mobile hawker with carriage	40	42	37	40	38	38	34	45	46	34	39	29	51
Stall at the neighborhood market	75	77	74	75	72	94	69	81	79	71	83	46	78
Grocer	81	80	82	81	79	85	83	80	81	81	85	77	83
Butcher	18	20	15	15	21	19	20	16	22	11	20	14	5
Bakery	90	89	91	88	90	95	89	90	91	88	95	93	
Supermarket (self-service)	16	19	13	13	17	28	21	12	20	11	19	20	4
Hypermarket	18		25	11	50			33	25	14	50		
Wholesaler	9	11	6	10	10			17	11	6	9	13	
Malls													

Q107: Can you please tell me the frequency of use of each selected outlet to buy food items?

Universe: National population, 16 to 30 years/Basis: respondents that mentioned at least one item in Q107; Respondents that ranked the respective item/ Values in percent "Daily"/"Every second day"

Syrian refugee: Importance of halal products



Q108: A lot of food products we are consuming are produced outside the Arab World. How important is it for you that all of them are halal products?

Universe: National population, 16 to 30 years/
Values in percent

Syrian refugee: Halal products

	Gender			Education			Marital status		Own budget		Milieu of residence		
	Total	male	female	low	middle	high	single	married	with	without	city	rural	refugee camp
Cosmetics	0	0	1	0	0	2	0	0	0	1	1		
Convenience food	59	60	58	58	59	64	57	61	57	61	56	76	55
Meat	82	82	82	81	84	80	80	83	82	81	86	71	77
Other	0	0			0			0	0		0		
None	4	3	5	3	5	6	5	3	4	4	6	1	1
Don't Know	1	1	1	1	2	2	2	1	1	1	1		1

Q109: Have you ever consciously bought a product – food or cosmetics – that was labeled as being halal? Multiple answers possible

Universe: National population, 16 to 30 years/
Values in percent

PUBLIC SPHERE

Syrian refugee: Important for life

	Gender			Education			Marital status		Own budget		Milieu of residence		
	Total	male	female	low	middle	high	single	married	with	without	city	rural	refugee camp
Absence of violence	9,2	9,2	9,2	9,3	9,0	9,1	9,1	9,3	9,1	9,2	9,1	9,1	9,5
Security of basic needs	9,2	9,2	9,2	9,3	8,9	9,1	9,1	9,3	9,2	9,2	9,2	9,1	9,5
Basic rights for minorities	8,5	8,5	8,5	8,5	8,5	8,5	8,4	8,6	8,5	8,5	8,4	8,3	8,9
Freedom of opinion and speech	8,4	8,4	8,5	8,4	8,5	8,4	8,2	8,6	8,4	8,5	8,4	8,5	8,8
Freedom of assembly	8,3	8,3	8,3	8,3	8,2	8,4	8,3	8,4	8,3	8,3	8,3	8,3	8,8
Freedom to elect political leaders	7,4	7,4	7,3	7,3	7,6	7,2	7,3	7,4	7,5	7,2	7,3	7,5	8,0
Freedom of movement	8,6	8,7	8,5	8,7	8,5	8,5	8,6	8,6	8,7	8,5	8,6	8,7	9,0

Q110: How important for you life is...?
(1 = not at all important to 10 = totally important)

Universe: National population, 16 to 30 years/
Average scores

Syrian refugee: Three most important rights

	Gender			Education			Marital status		Own budget		Milieu of residence		
	Total	male	female	low	middle	high	single	married	with	without	city	rural	refugee camp
Absence of violence	94	93	95	95	94	92	95	93	93	95	92	96	95
Security of basic needs	93	93	94	93	93	95	91	95	95	92	93	96	98
Basic rights for minorities	20	22	19	21	22	13	18	22	20	20	15	19	31
Freedom of opinion and speech	35	32	38	31	39	49	35	36	34	36	44	41	10
Freedom of assembly	7	8	5	5	10	9	7	6	8	5	7	9	5
Freedom to elect political leaders	8	8	8	7	11	7	11	6	7	9	7	11	2
Freedom of movement	42	44	40	48	30	34	42	41	42	41	41	26	60

Q111: Please rank the three most important rights for you.

Universe: National population, 16 to 30 years/
Values in percent "Rank 1, 2, or 3"

Syrian refugee: Three most important rights - Provision by state

		Gender		Education			Marital status		Own budget		Milieu of residence		
	Total	male	female	low	middle	high	single	married	with	without	city	rural	refugee camp
Absence of violence	28	25	30	29	28	19	22	31	28	27	23	32	40
Security of basic needs	30	28	32	28	37	21	27	31	29	30	24	37	42
Basic rights for minorities	51	41	62	49	57	38	45	52	49	53	49	48	58
Freedom of opinion and speech	18	19	18	18	20	13	21	16	15	21	11	23	70
Freedom of assembly	25	23	30	33	18	22	16	34	16	42	15	33	55
Freedom to elect political leaders	26	26	27	23	36		25	28	31	23	15	67	25
Freedom of movement	33	33	32	31	41	24	30	34	32	33	32	31	34

Universe: National population, 16 to 30 years/

Q112: Related to these three rights, can the state provide what you need?

Basis: Respondents that ranked the respective item / Values in percent "yes"

Syrian refugee: Preferred political system

	Gender			Education			Marital status		Own budget		Milieu of residence		
	Total	male	female	low	middle	high	single	married	with	without	city	rural	refugee camp
A strong man who governs the country	17	16	18	17	18	14	14	19	17	17	20	28	7
A strong woman who governs the country	1	0	2	1	2	1	2	1	1	2	1		1
A religious state based on sharia	8	7	9	9	6	4	8	7	8	8	7	6	13
A socialist system	1	1	0	1	1		0	1	1	0	1		1
A combined socialist and Islamic system	1	1	1	1	2	3	1	1	2	1	2	1	0
A democratic system	52	57	48	49	57	60	53	52	53	51	52	51	53
A combined democratic and Islamic system	8	7	8	8	6	8	7	8	9	6	9	9	2
A system without nation states	0	0	0	0	0		0	0	0	0	0		
Other	1	0	1	1	1	1	1	1	0	1	1		1
Don't know	11	10	12	14	6	8	13	9	9	13	7	6	22

Q113: If you look around the world, what kind of political system would you prefer?

Universe: National population, 16 to 30 years/
Values in percent

Syrian refugee: Trust in institutions I

	Gender			Education			Marital status		Own budget		Milieu of residence		
	Total	male	female	low	middle	high	single	married	with	without	city	rural	refugee camp
Public health system	31	27	34	29	34	30	26	34	33	28	31	35	34
Educational system	37	36	39	35	41	37	32	42	42	32	42	44	30
Media	17	15	18	18	15	12	14	18	18	15	14	16	24
Family	84	87	82	85	84	86	82	87	86	83	80	88	96
United Nations	47	44	49	55	37	28	43	50	43	50	35	45	82
Police	34	34	34	35	32	30	31	36	38	29	35	42	34
Government	27	27	27	28	28	22	25	29	30	24	25	34	34
Trade Unions	18	19	18	20	15	18	17	20	21	16	17	17	26
Parliament	20	21	19	22	18	10	19	21	23	16	18	23	26

Q114: What about your trust in different institutions?

Universe: National population, 16 to 30 years/
Values in percent "trust in institution"

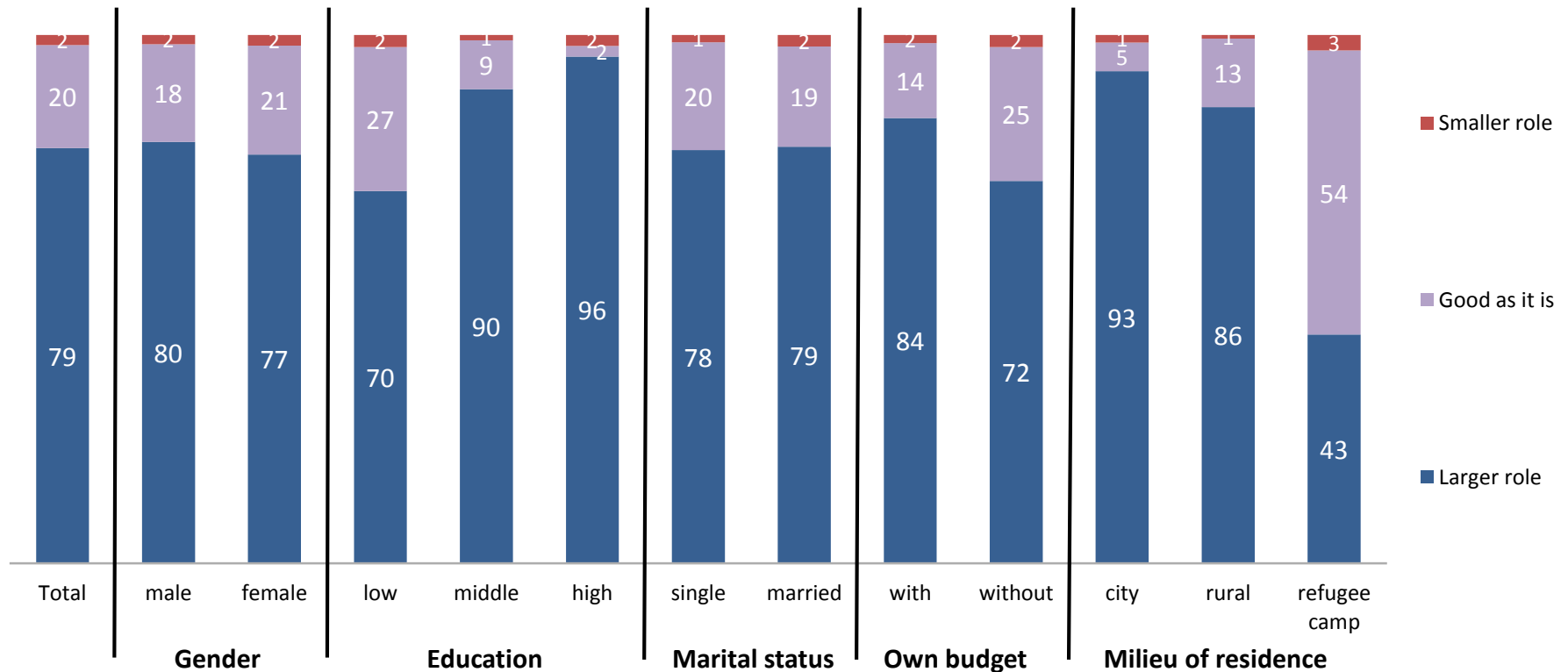
Syrian refugee: Trust in institutions II

	Gender			Education			Marital status		Own budget		Milieu of residence		
	Total	male	female	low	middle	high	single	married	with	without	city	rural	refugee camp
Zawiya	9	9	9	10	8	8	9	10	10	9	8	7	17
Human rights NGOs	35	34	36	42	23	25	34	36	32	38	20	26	80
Neighbourhood associations	9	9	9	10	7	7	8	10	9	9	7	8	18
Tribe	36	35	37	43	24	25	34	37	33	39	25	38	68
Parties	5	6	4	6	5	2	5	5	7	4	4	3	11
Religious organisations	21	20	21	22	18	18	20	21	23	17	19	18	28
Legal system and courts	25	25	25	22	28	29	25	25	30	19	25	30	26
Military	53	54	53	49	62	55	49	56	59	47	60	64	39
Militias (armed groups)	2	2	2	2	2		1	2	2	1	1	1	3

Q114: What about your trust in different institutions?

Universe: National population, 16 to 30 years/
Values in percent "trust in institution"

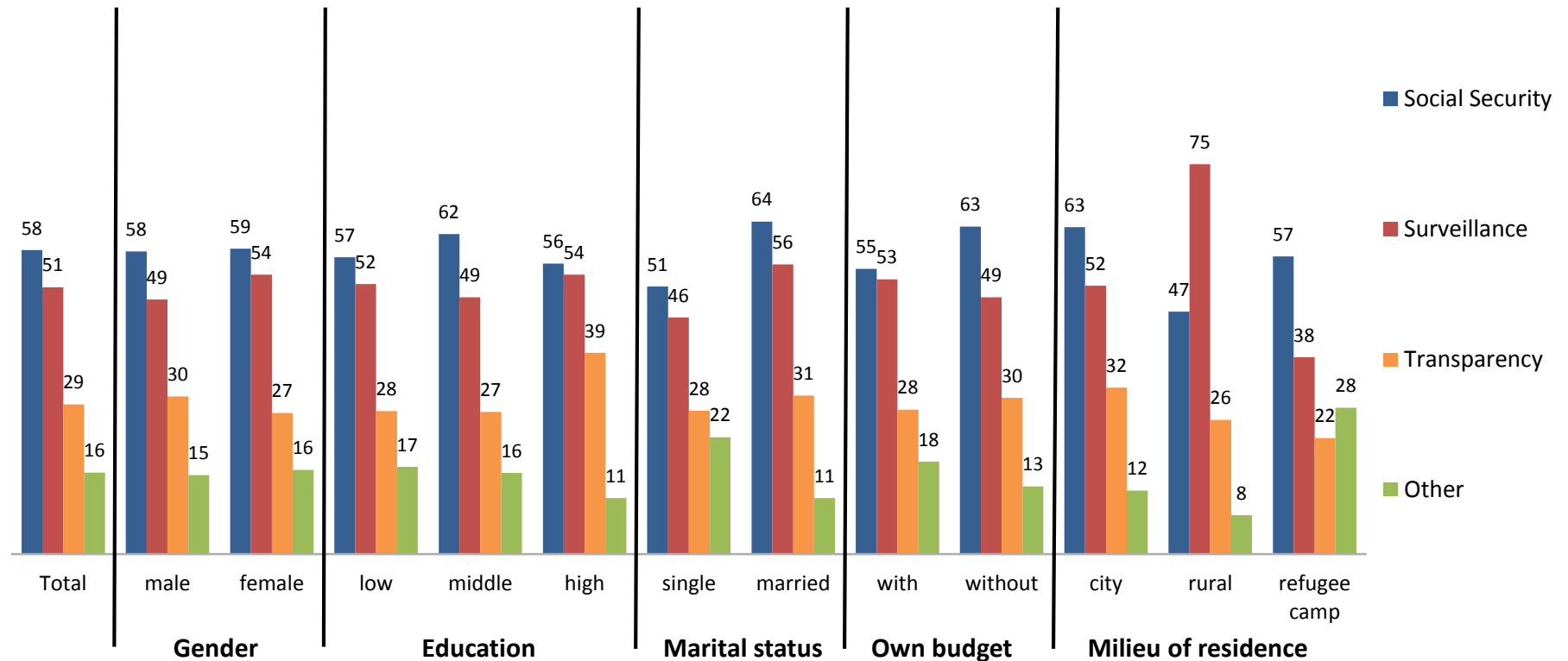
Syrian refugee: Role of state in daily life



Q115: Should the state play a larger or a smaller role in daily life or is it good as it is at the moment?

Universe: National population, 16 to 30 years/
Values in percent

Syrian refugee: Larger role of state in daily life



Q116: If larger: Can you please specify the area where the state should be more present?
Multiple answers possible

Universe: National population, 16 to 30 years/
Basis: Respondents that want the state to have a larger role (Q115)/
Values in percent

Syrian refugee: Events in the MENA region

	Gender			Education			Marital status		Own budget		Milieu of residence		
	Total	male	female	low	middle	high	single	married	with	without	city	rural	refugee camp
Arab Spring	3	5	2	3	3	6	5	2	4	2	5	2	1
Revolution	15	14	16	13	18	18	14	16	14	17	18	14	10
Insurgency	11	12	10	10	12	15	8	13	10	12	12	25	1
Riot	16	16	17	15	18	19	18	15	18	14	20	13	7
Rebellion	11	11	10	11	12	9	10	11	11	10	12	8	5
Uprising	5	5	6	5	5	9	5	6	7	3	7	4	3
Civil war	9	9	10	11	7	9	11	8	8	10	10	4	3
Foreign intervention	26	28	25	29	24	22	31	23	27	26	24	17	28
Coup d'état (<i>inqilab</i>)	6	7	5	5	8	7	7	6	7	5	8	7	1
Anarchy (<i>fawda</i>)	54	50	57	58	45	48	49	57	52	55	52	61	49
Popular movement (<i>haraka sha'biyya</i>)	4	4	3	2	6	7	3	4	4	4	5	3	1
Other	2	2	2	1	3	3	3	2	3	1	2	4	2

Q118: How do you term the events that are taking place in the MENA region since late 2010/early 2011? Multiple answers possible

Universe: National population, 16 to 30 years/
Values in percent

Syrian refugee: Statements on events I

	Gender			Education			Marital status		Own budget		Milieu of residence		
	Total	male	female	low	middle	high	single	married	with	without	city	rural	refugee camp
The events did not change anything	29	30	29	24	35	43	32	27	31	28	35	42	8
The events are continuing	82	84	81	85	77	86	79	85	85	79	81	85	88
The events were started by the youth and then hijacked by others	52	54	49	48	55	66	47	56	58	45	57	63	39
The events united the youth globally	12	12	12	11	12	22	12	12	14	10	16	11	4
The events were of great importance for myself	15	14	17	15	16	16	13	17	14	17	14	12	26
The events were enabled by the secular youth	10	11	10	9	12	18	9	11	13	8	15	7	4
The Muslim Brotherhood made the events happen	10	11	9	10	8	16	10	10	11	9	11	17	5
The Islamists are strengthened by the events	15	16	14	16	15	14	18	13	17	13	16	17	13
The events changed my life	68	65	71	74	57	59	63	72	67	68	62	57	91

Universe: National population, 16 to 30 years/
Values in percent "agree"

Q119: Now, talking about these events, how would you judge the following statements?

Syrian refugee: Statements on events II

	Gender			Education			Marital status		Own budget		Milieu of residence		
	Total	male	female	low	middle	high	single	married	with	without	city	rural	refugee camp
With the events we are better off today	3	3	3	3	3	5	4	2	3	3	3	2	4
The events enabled Islamic solidarity to grow	8	9	7	8	9	11	9	8	10	7	10	6	6
The events enabled the secular forces to grow	10	11	9	7	13	20	9	11	13	6	15	8	2
The events brought the Arab people closer to each other	16	17	15	13	20	19	14	17	15	16	19	19	11
The events are responsible for widespread violence	66	69	64	64	69	73	63	68	73	59	71	68	59
International actors have supported Arab regimes too long	38	42	33	37	40	35	43	34	43	31	39	29	43
External actors instigated the events	52	55	49	47	59	61	52	52	60	43	53	59	52
International actors have worked long for the Arab regimes to fall	44	46	41	38	52	55	43	45	53	34	49	56	32
The US wanted to stir up the whole region	51	54	49	48	55	60	53	51	59	43	52	59	54

Universe: National population, 16 to 30 years/
Values in percent "agree"

Q119: Now, talking about these events, how would you judge the following statements?

Syrian refugee: Statements on role in society

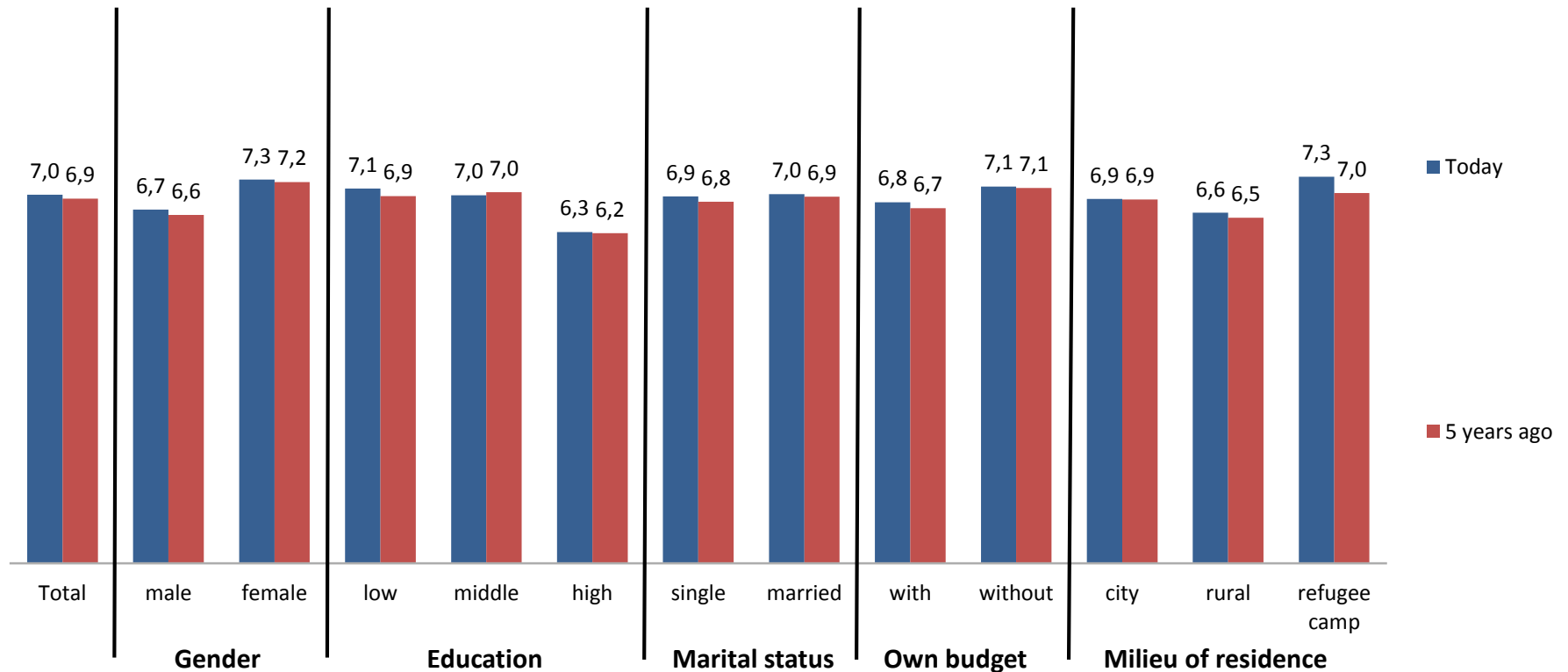
		Gender		Education			Marital status		Own budget		Milieu of residence		
	Total	male	female	low	middle	high	single	married	with	without	city	rural	refugee camp
I perceive myself as a citizen with the same rights as all other citizens	6,1	6,0	6,3	6,0	6,4	6,4	5,9	6,3	6,2	6,0	6,5	6,1	6,0
In this society not everybody has the same rights	7,5	7,4	7,5	7,6	7,2	7,0	7,4	7,5	7,3	7,6	7,3	7,0	8,2
I feel excluded from society	6,1	6,3	5,9	6,2	6,0	5,8	6,0	6,2	6,0	6,2	6,1	5,1	6,8
I am part of a minority	4,2	4,2	4,1	4,5	3,7	3,4	4,4	4,0	3,9	4,4	3,7	3,3	5,6

Q120: Please, consider the following statements. Do you rather disagree or agree?
Scale from 1 (Completely disagree) through 10 (Completely agree)

Universe: National population, 16 to 30 years/
Average values

SOCIETY AND IDENTITY

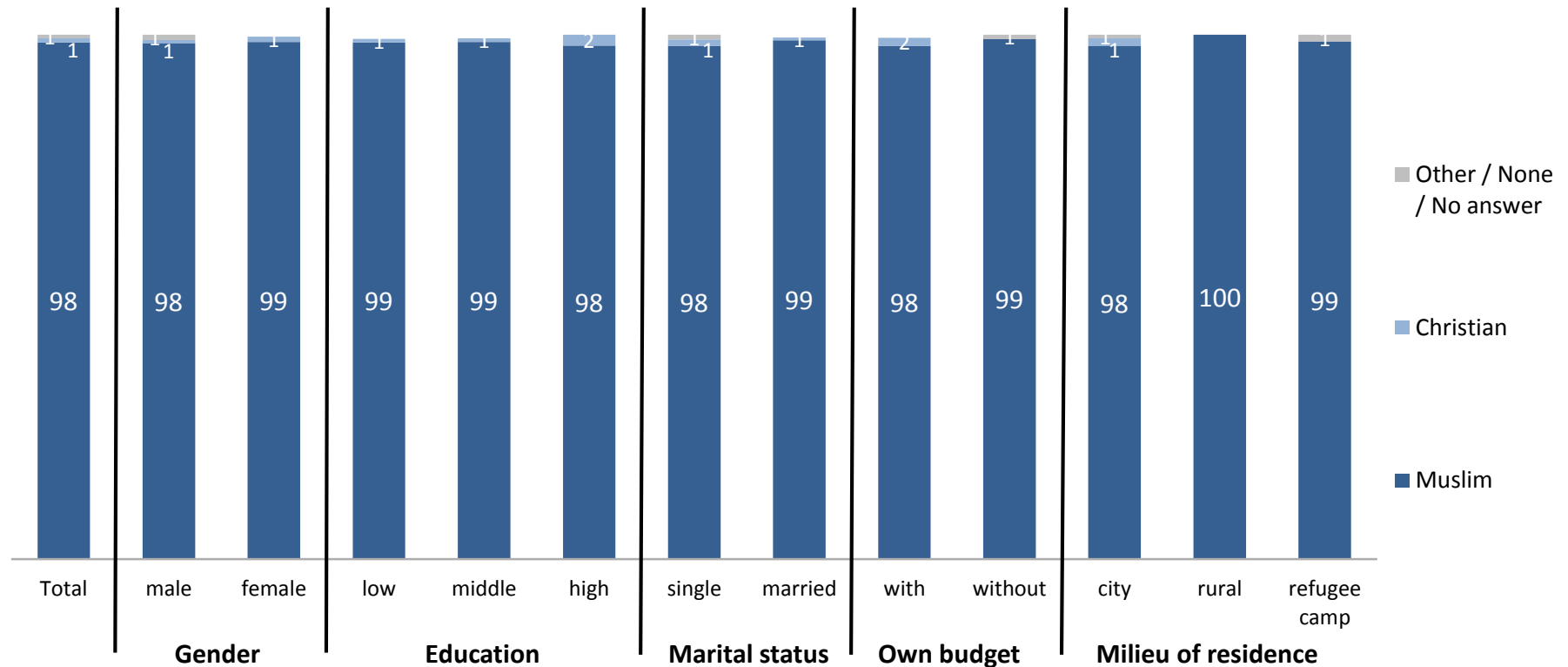
Syrian refugee: Religion



Q121a: How religious are you today, on a scale from 1 = not religious at all to 10 = very religious?
Q121b: How religious were you 5 years ago, on a scale from 1 = not religious at all to 10 = very religious?

Universe: National population, 16 to 30 years/
Average values

Syrian refugee: Religious conviction



Q122: Would you tell me your religious conviction?

Universe: National population, 16 to 30 years/
Values in percent

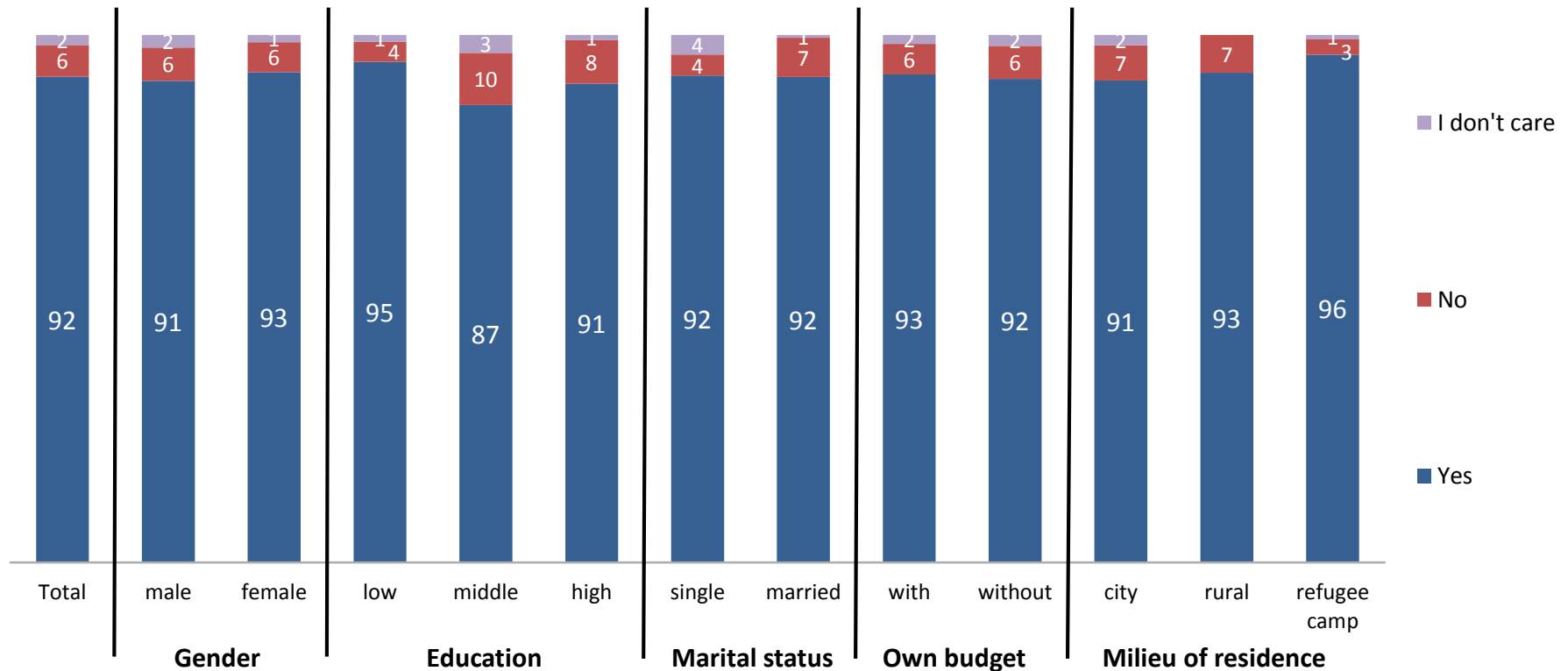
Syrian refugee: Religious signs

	Gender			Education			Marital status		Own budget		Milieu of residence		
	Total	male	female	low	middle	high	single	married	with	without	city	rural	refugee camp
Prayer bump	1	1	1	0	1	2	0	1	0	1	2		
Headscarf (for women only)	44		86	47	43	30	28	55	18	72	42	49	46
Niqâb (for women only)	2		4	2	2		2	2	0	4	2	4	
Tattoo													
Cross	1	0	1	1	0	1	1	0	1		1		
Short djellaba (for men only)	1	1		0		3		1	1	0	1		0
None	47	88	8	46	47	58	64	35	72	21	47	42	52
Other	7	10	4	6	8	7	5	8	9	4	7	13	3

Q123: Which visible signs of your religious orientation are you wearing/using?
(Interviewer: observe, don't ask.)

Universe: National population, 16 to 30 years/
Values in percent

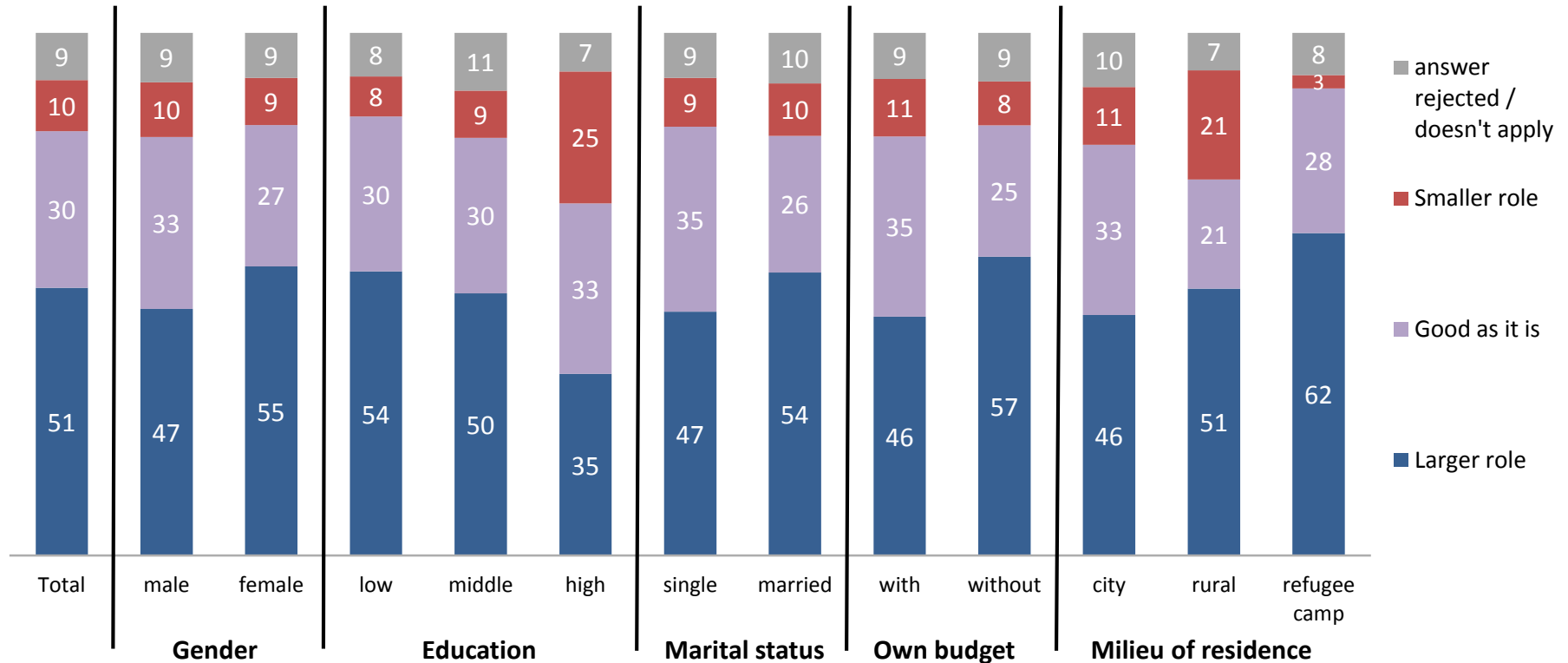
Syrian refugee: Religion as private matter



Q124: What do you think? "Religion is a private matter and nobody should interfere."

Universe: National population, 16 to 30 years/
Values in percent

Syrian refugee: Role of Islam



Q125: Should Islam play a larger or a smaller role in daily life, or is it good as it is at the moment? (Auto-code 'does not apply' for non-Muslims)

Universe: National population, 16 to 30 years/
Values in percent

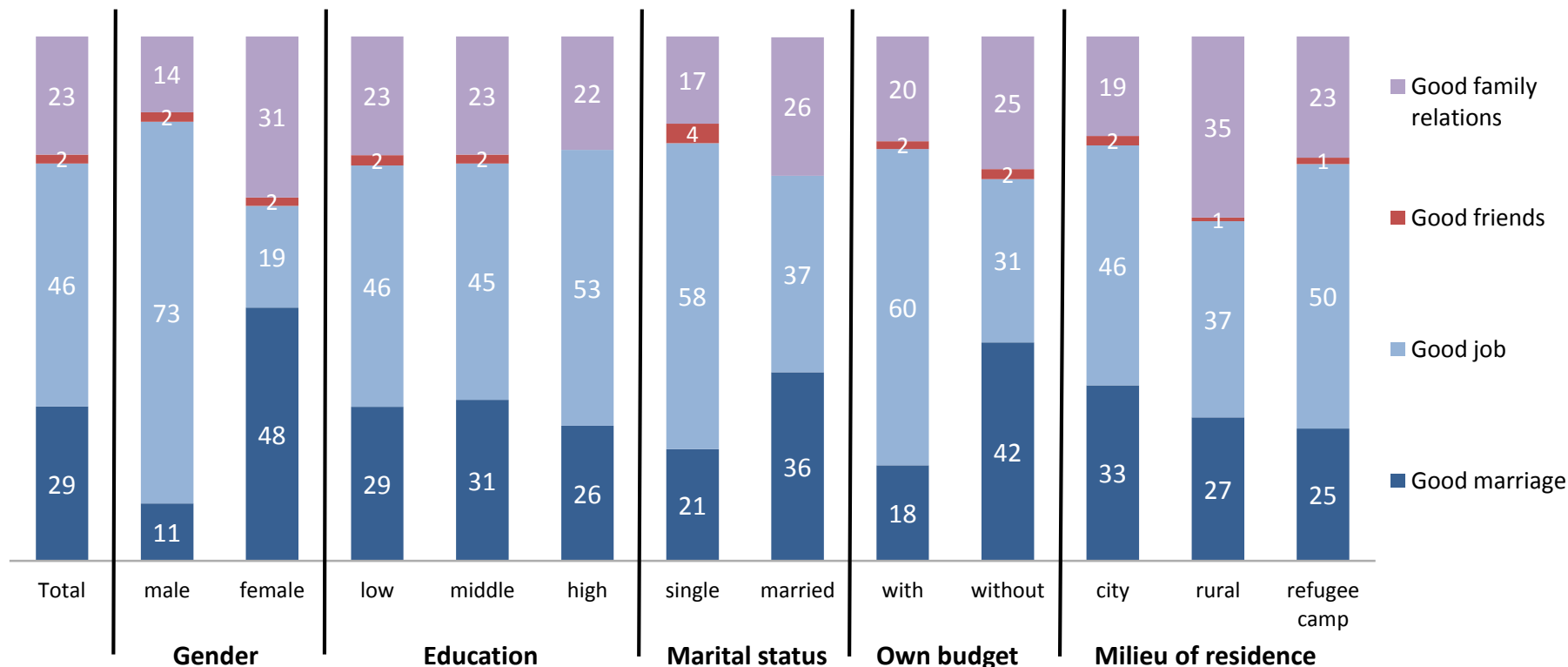
Syrian refugee: Attachment to groups

	Gender			Education			Marital status		Own budget		Milieu of residence		
	Total	male	female	low	middle	high	single	married	with	without	city	rural	refugee camp
Your national community	7,5	7,5	7,6	7,4	7,7	7,8	7,1	7,9	7,7	7,4	7,6	7,6	7,8
Your religious community	7,6	7,5	7,7	7,6	7,8	7,3	7,3	7,9	7,7	7,6	7,6	7,9	8,2
The Arab nation	6,3	6,3	6,3	6,1	6,8	6,3	5,6	6,8	6,4	6,2	6,6	7,2	5,7
Your tribal community	6,5	6,5	6,4	6,3	6,9	6,2	6,0	6,9	6,6	6,3	6,5	7,3	6,6
People of your region	7,3	7,4	7,2	7,2	7,5	7,5	7,0	7,5	7,5	7,1	7,5	7,6	7,3
Your family	8,8	8,7	8,8	9,0	8,5	8,4	8,6	8,9	8,8	8,7	8,5	8,9	9,6
Young people around the world	2,8	3,0	2,7	2,5	3,3	3,5	2,8	2,8	3,1	2,5	3,0	3,6	2,1

Q126: What about your attachments to different groups. Do you feel attached to...?
Scale from 1 = not attached at all through 10 =Totally attached

Universe: National population, 16 to 30 years/
Average values

Syrian refugee: Personal future



Q127: What is most important for your personal future?

Universe: National population, 16 to 30 years/
Values in percent

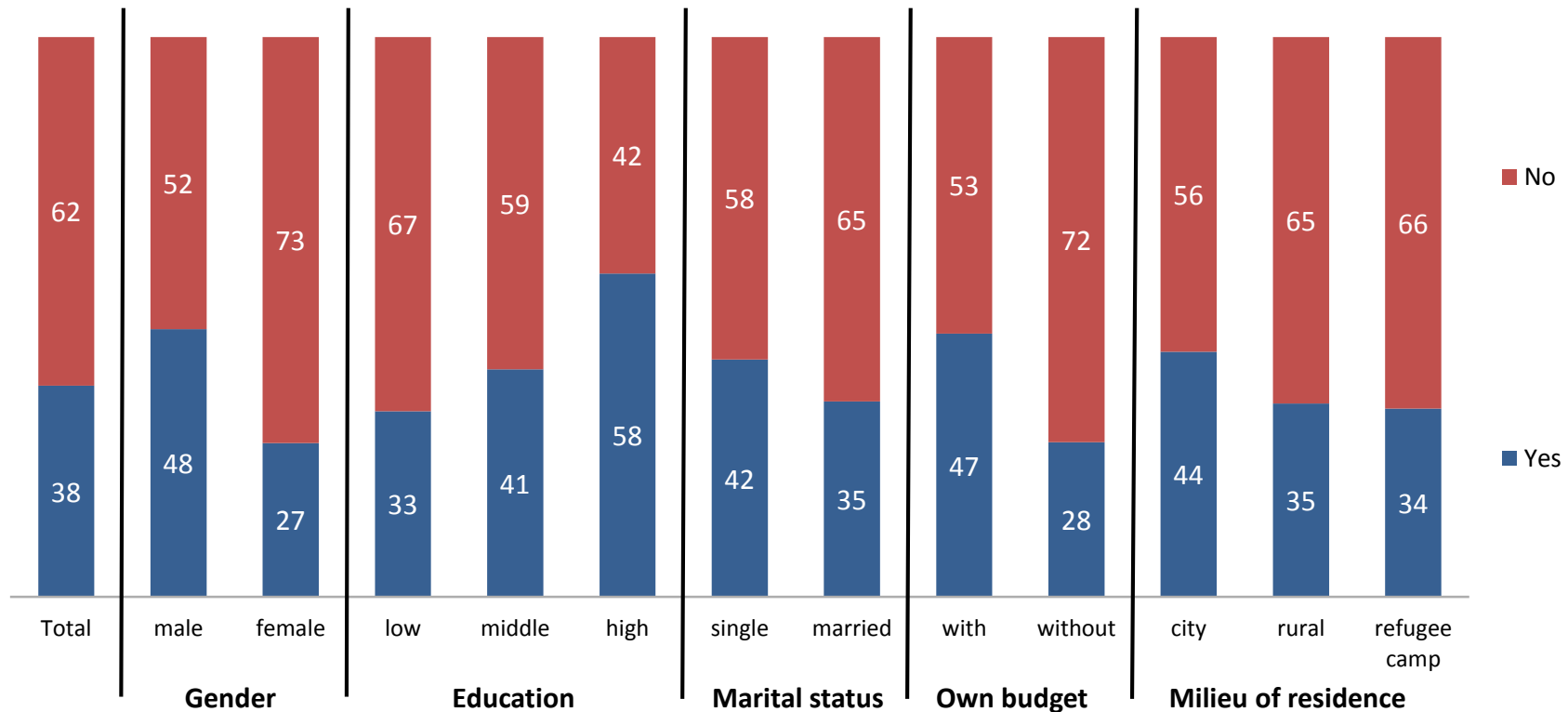
Syrian refugee: Connection to young people

	Gender			Education			Marital status		Own budget		Milieu of residence		
	Total	male	female	low	middle	high	single	married	with	without	city	rural	refugee camp
Music scene	5	6	3	2	7	11	6	3	7	2	7	3	1
Soccer	5	9		3	7	9	7	3	7	1	7	3	0
Other sports	4	6	1	2	5	7	5	3	6	1	6	1	
Human rights movements	2	2	2	1	2	6	3	2	3	1	3		1
Fashion	4	2	5	2	4	13	4	3	5	2	6	1	
Gaming	3	3	2	1	4	6	4	1	3	2	4		0
Travel	3	4	3	2	4	11	5	2	6	1	6	1	0
Religious groups	2	2	1	2	1	3	2	1	2	1	3	1	1
Other	5	4	5	3	8	7	4	5	5	4	7	2	

Q128: Do you feel connected to young people in other countries who share the same interests?

Universe: National population, 16 to 30 years/
Values in percent "yes"

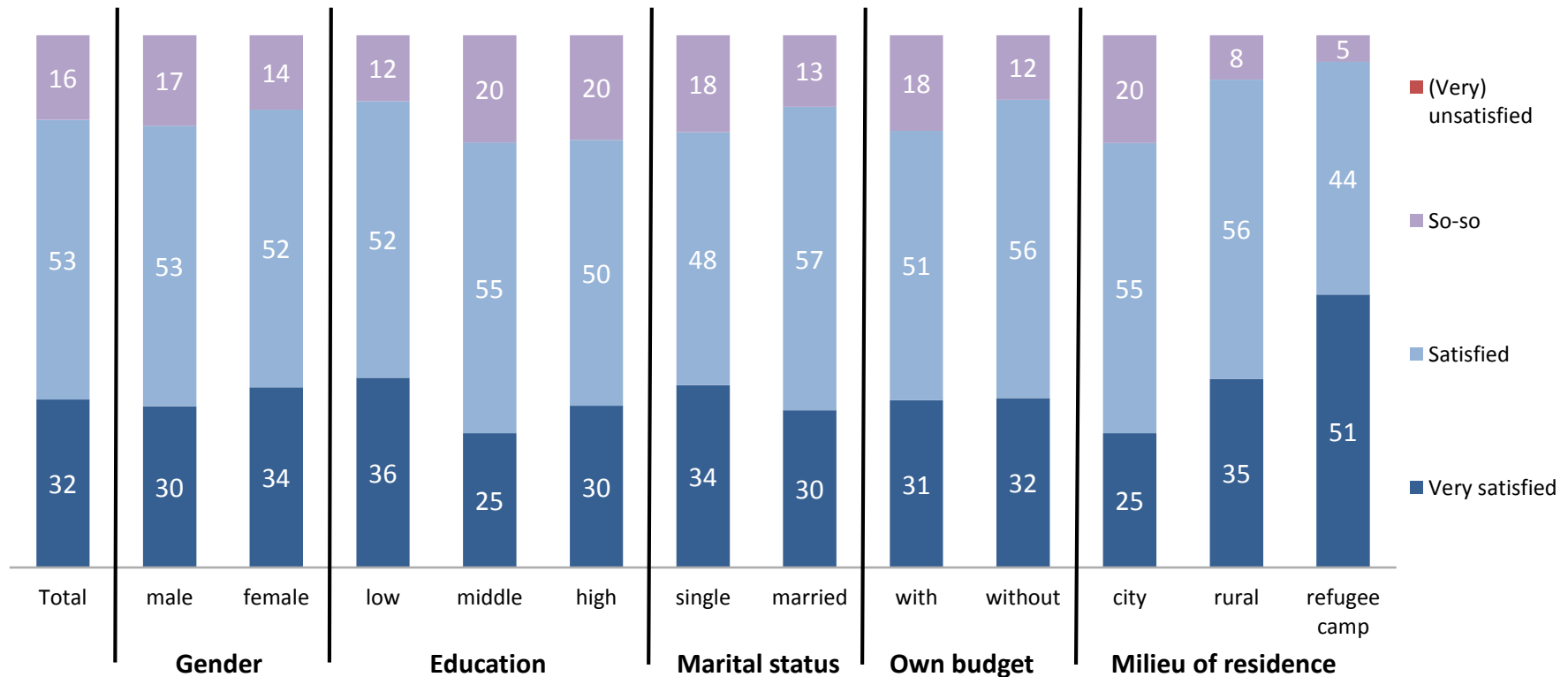
Syrian refugee: Part of a clique



Q129: Are you part of a fixed group of friends – a “clique” – that is meeting frequently and where everybody knows one another very well?

Universe: National population, 16 to 30 years/
Values in percent

Syrian refugee: Clique satisfaction



Q130: How satisfied are you with your circle of friends?

Universe: National population, 16 to 30 years/
Basis: Respondents that are part of a clique (Q129)/
Values in percent

Syrian refugee: Importance of aspects I

	Gender			Education			Marital status		Own budget		Milieu of residence		
	Total	male	female	low	middle	high	single	married	with	without	city	rural	refugee camp
Respecting law and order	9,5	9,5	9,5	9,5	9,4	9,5	9,4	9,5	9,5	9,4	9,4	9,4	9,6
Achieving a high standard of living	9,0	9,1	8,9	9,0	9,0	9,1	9,0	9,0	9,1	8,9	9,2	9,1	8,7
Paying attention to the codes of honour and shame	9,0	9,0	8,9	8,9	9,0	8,9	8,8	9,1	9,1	8,8	9,1	8,9	9,1
Having power and exerting influence	5,9	6,2	5,7	5,8	6,3	5,7	6,2	5,7	6,2	5,6	6,2	5,0	5,7
Developing my own imagination and creativity	7,4	7,5	7,3	7,1	7,8	8,0	7,6	7,2	7,7	7,1	7,9	6,5	7,1
Aiming for more security	8,8	8,8	8,7	8,7	8,8	8,9	8,6	8,9	8,9	8,6	8,9	8,6	8,9
Acting independent from the advices of others	7,5	7,7	7,3	7,4	7,7	7,4	7,6	7,4	7,8	7,2	7,9	6,3	7,4

Q131: As individuals we have imaginations and visions about our personal life, our attitudes and behavior. If you reflect about possible achievements in your life, how important are the following points for you, on a scale from 1 = absolutely unimportant to 10 = absolutely important?

Universe: National population, 16 to 30 years/
Average values

Syrian refugee: Importance of aspects II

	Gender			Education			Marital status		Own budget		Milieu of residence		
	Total	male	female	low	middle	high	single	married	with	without	city	rural	refugee camp
Supporting socially excluded and marginalised people	7,8	7,8	7,9	7,8	8,0	8,1	8,0	7,8	8,0	7,7	8,0	7,3	7,8
Pursuing my own agenda, even if against interest of others	5,3	5,4	5,3	5,4	5,4	4,8	5,2	5,4	5,0	5,6	5,1	5,1	5,7
Being diligent, hardworking and ambitious	8,3	8,3	8,3	8,2	8,5	8,1	8,3	8,3	8,4	8,2	8,4	7,8	8,7
Tolerating opinions that I actually would not agree with	7,4	7,4	7,5	7,2	7,8	7,7	7,5	7,4	7,6	7,2	7,7	6,6	7,6
Engaging in politics	3,9	4,2	3,7	3,7	4,2	4,6	4,3	3,6	4,1	3,8	3,9	4,3	3,2
Being able to select my partner by myself	8,4	8,5	8,2	8,3	8,3	8,5	8,5	8,2	8,7	8,0	8,5	8,4	8,7
Enjoying life as much as possible	8,4	8,3	8,5	8,4	8,5	8,3	8,4	8,4	8,5	8,3	8,6	7,9	8,5

Q131: As individuals we have imaginations and visions about our personal life, our attitudes and behavior. If you reflect about possible achievements in your life, how important are the following points for you, on a scale from 1=absolutely unimportant to 10=absolutely important?

Universe: National population, 16 to 30 years/
Average values

Syrian refugee: Importance of aspects III

	Gender			Education			Marital status		Own budget		Milieu of residence		
	Total	male	female	low	middle	high	single	married	with	without	city	rural	refugee camp
Doing what the others do	6,7	6,8	6,7	6,9	6,5	6,3	6,8	6,6	6,6	6,9	6,6	6,4	7,1
Safeguarding the traditions of my home-country	8,6	8,6	8,6	8,5	8,8	8,4	8,4	8,7	8,7	8,4	8,8	8,2	8,6
Engaging in a good family life	8,9	8,9	9,0	8,9	9,1	9,0	8,8	9,0	9,0	8,9	9,1	8,6	9,2
Being proud of the history of my country	8,7	8,7	8,7	8,6	8,9	8,7	8,6	8,8	8,8	8,6	8,9	8,2	8,8
Avoiding Westernisation	8,4	8,4	8,4	8,3	8,6	8,4	8,3	8,5	8,5	8,3	8,7	7,9	8,4
Having a partner that I can trust in	9,0	8,9	9,0	8,9	9,0	9,1	8,9	9,0	9,0	8,9	9,1	8,5	9,3
Having good friends, who appreciate and accept me	8,7	8,7	8,7	8,6	8,8	8,8	8,7	8,6	8,8	8,6	8,8	8,4	9,0

Q131: As individuals we have imaginations and visions about our personal life, our attitudes and behavior. If you reflect about possible achievements in your life, how important are the following points for you, on a scale from 1=absolutely unimportant to 10=absolutely important?

Universe: National population, 16 to 30 years/
Average values

Syrian refugee: Importance of aspects IV

	Gender			Education			Marital status		Own budget		Milieu of residence		
	Total	male	female	low	middle	high	single	married	with	without	city	rural	refugee camp
Being connected with others	8,6	8,6	8,6	8,5	8,7	8,6	8,6	8,5	8,7	8,4	8,7	8,5	8,7
Living consciously a healthy life	8,7	8,6	8,7	8,6	8,8	8,7	8,6	8,7	8,7	8,6	8,9	8,6	8,3
Allowing my decision to be guided by my emotions	6,6	6,6	6,5	6,5	6,9	5,9	6,6	6,6	6,3	6,8	6,9	6,8	5,4
Being financially independent from others	8,7	8,7	8,6	8,6	8,7	8,8	8,7	8,6	8,8	8,5	8,8	8,4	8,6
Acting environmentally conscious in any circumstance	8,8	8,8	8,9	8,8	8,9	8,8	8,7	8,9	8,9	8,8	9,1	8,6	8,6
Believing in God	9,3	9,3	9,4	9,4	9,2	9,2	9,2	9,4	9,3	9,4	9,4	9,2	9,4
Spreading the message of Islam	7,5	7,4	7,7	7,5	7,8	6,9	7,3	7,7	7,5	7,6	7,5	7,2	8,4

Q131: As individuals we have imaginations and visions about our personal life, our attitudes and behavior. If you reflect about possible achievements in your life, how important are the following points for you, on a scale from 1=absolutely unimportant to 10=absolutely important?

Universe: National population, 16 to 30 years/
Average values

Syrian refugee: Contact in case of need for money

	Gender			Education			Marital status		Own budget		Milieu of residence		
	Total	male	female	low	middle	high	single	married	with	without	city	rural	refugee camp
My partner	31	8	54	34	30	16	4	53	16	48	33	37	29
Family	66	70	62	63	71	73	78	57	68	64	66	75	59
Friends	22	35	8	21	24	22	23	20	36	6	25	26	12
Neighbours	4	5	3	3	4	5	3	5	5	2	2	11	4
Awlâd bled	4	5	2	4	4	3	3	4	5	2	1	9	7
Internet platforms													
Religious scholars	0	0	0	0	0			0	0	0	0		
Public institutions	0	0	1	0	0	1		1	0	1	0		1
Private initiatives	2	2	2	2	3	3	2	2	4	1	1	12	2
Nobody	2	3	1	2	2	3	3	1	2	1	2	1	3
Other	1	1	0	0	1	2	0	1	1		0	1	1

Q132: Whom do you approach in case you need money?
Multiple answers possible

Universe: National population, 16 to 30 years/
Values in percent

Syrian refugee: Contact in case of job-seeking

		Gender		Education			Marital status		Own budget		Milieu of residence		
	Total	male	female	low	middle	high	single	married	with	without	city	rural	refugee camp
My partner	18	7	30	20	17	13	2	31	10	28	19	18	21
Family	44	45	43	41	49	43	50	38	44	44	45	44	38
Friends	38	56	21	34	44	45	47	32	54	22	40	43	32
Neighbours	5	7	4	5	6	9	6	5	8	3	5	12	5
Awlâd bled	7	11	4	8	6	6	7	8	11	3	4	17	12
Internet platforms	1	1	1	0	0	6	2	0	2	0	2	1	
Religious scholars	0	0	1	0	0	1	0	1	0	1	1		
Public institutions	3	3	3	2	3	6	3	3	4	1	1	14	1
Private initiatives	4	5	3	3	4	7	4	4	6	2	3	11	3
Nobody	8	2	14	10	5	8	4	11	3	14	10	10	4
Other	1	1	2	1	2		1	2	1	2	1	2	2

Q132: Whom do you address in case you are looking for work?
Multiple answers possible

Universe: National population, 16 to 30 years/
Values in percent

Syrian refugee: Contact in case of sickness

	Gender			Education			Marital status		Own budget		Milieu of residence		
	Total	male	female	low	middle	high	single	married	with	without	city	rural	refugee camp
My partner	39	25	53	40	38	31	5	66	31	47	42	45	36
Family	71	77	64	67	76	77	84	60	75	66	70	74	67
Friends	11	16	5	9	12	12	15	7	17	4	12	18	5
Neighbours	3	2	3	2	2	4	3	2	3	1	1	9	2
Awlâd bled	1	2	1	1	2	1	2	1	2	0	0	6	2
Internet platforms	0	0				1		0	0		0		
Religious scholars	0	0	0	0	1			0	0	0	0	1	
Public institutions	0	0	0	0		1	0	1	0	0	0		1
Private initiatives	1	1	1	1	1	1	1	1	2	0	0	5	0
Nobody	2	2	1	1	1	3	3	1	2	1	2	1	1
Other	0	1		0	0		1	0	1	0	0		1

Q132: Whom do you address in case you are sick?
Multiple answers possible

Universe: National population, 16 to 30 years/
Values in percent

Syrian refugee: Contact in case of personal problems

	Gender			Education			Marital status		Own budget		Milieu of residence		
	Total	male	female	low	middle	high	single	married	with	without	city	rural	refugee camp
My partner	38	23	53	42	34	28	6	64	28	49	40	37	41
Family	66	70	62	62	71	74	76	58	70	62	65	72	62
Friends	17	23	10	14	21	21	24	11	22	10	19	20	11
Neighbours	2	1	2	1	2	3	2	2	2	1	1	4	2
Awlâd bled	1	1	1	1	1	1	0	1	2	0	1	2	1
Internet platforms													
Religious scholars	2	1	2	1	3	1	2	2	3	0	0	11	
Public institutions													
Private initiatives	1	1	1	0	1		1	1	1	1	0	1	
Nobody	3	5	2	3	2	6	5	2	4	2	4	1	3
Other	0	1		0			0	0	0	0	0		0

Q132: Whom do you address in case of personal problems?
Multiple answers possible

Universe: National population, 16 to 30 years/
Values in percent

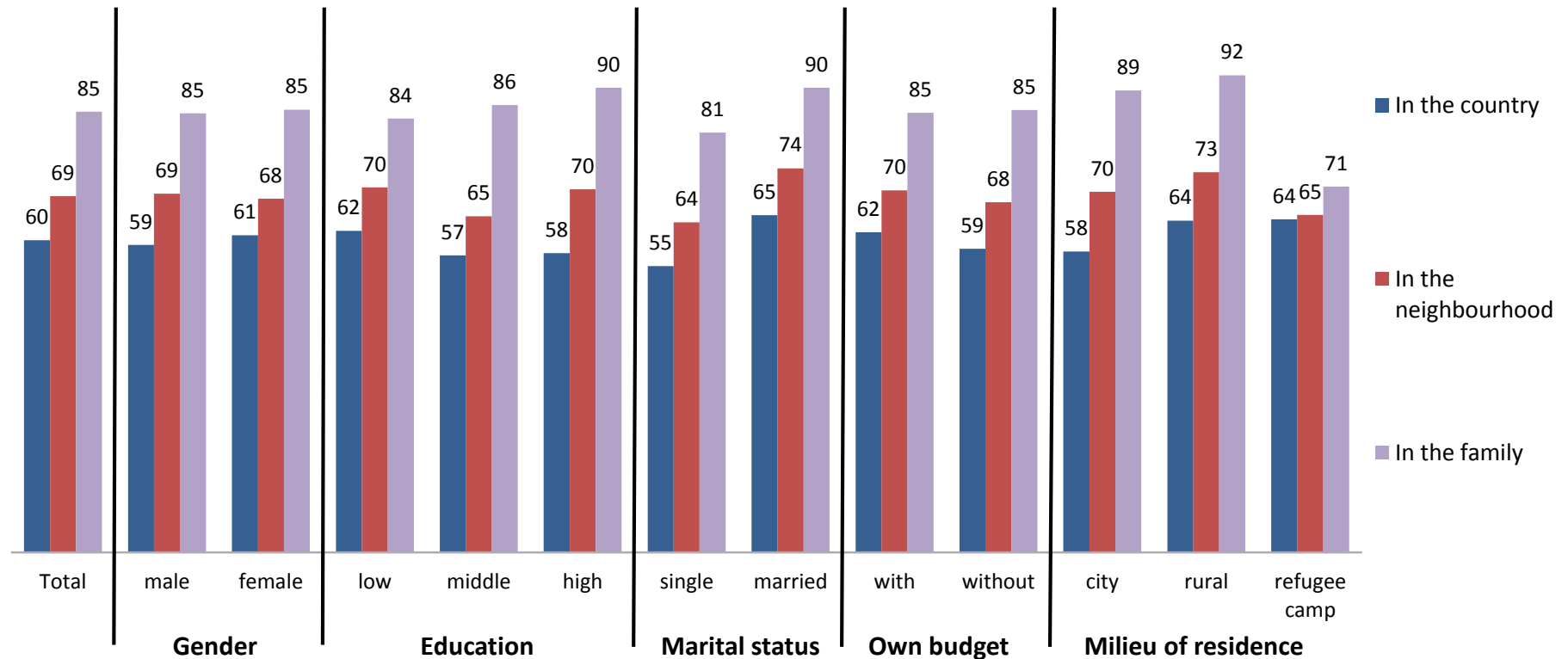
Syrian refugee: Family life

	Total	male	female	low	middle	high	single	married	with	without	city	rural	refugee camp
One needs a family	95	95	96	96	95	97	93	98	96	95	96	97	96
One can live alone and be happy	2	2	1	1	2	2	2	1	1	2	2	2	2
Alone, one definitely is happier	2	2	1	2	1	1	2	1	2	1	2		1
Not sure	1	1	2	1	2		3	0	0	2	1	1	1

Q133: Do you believe that one needs a family to live a happy life or can one be as happy or even happier living alone?

Universe: National population, 16 to 30 years/
Values in percent

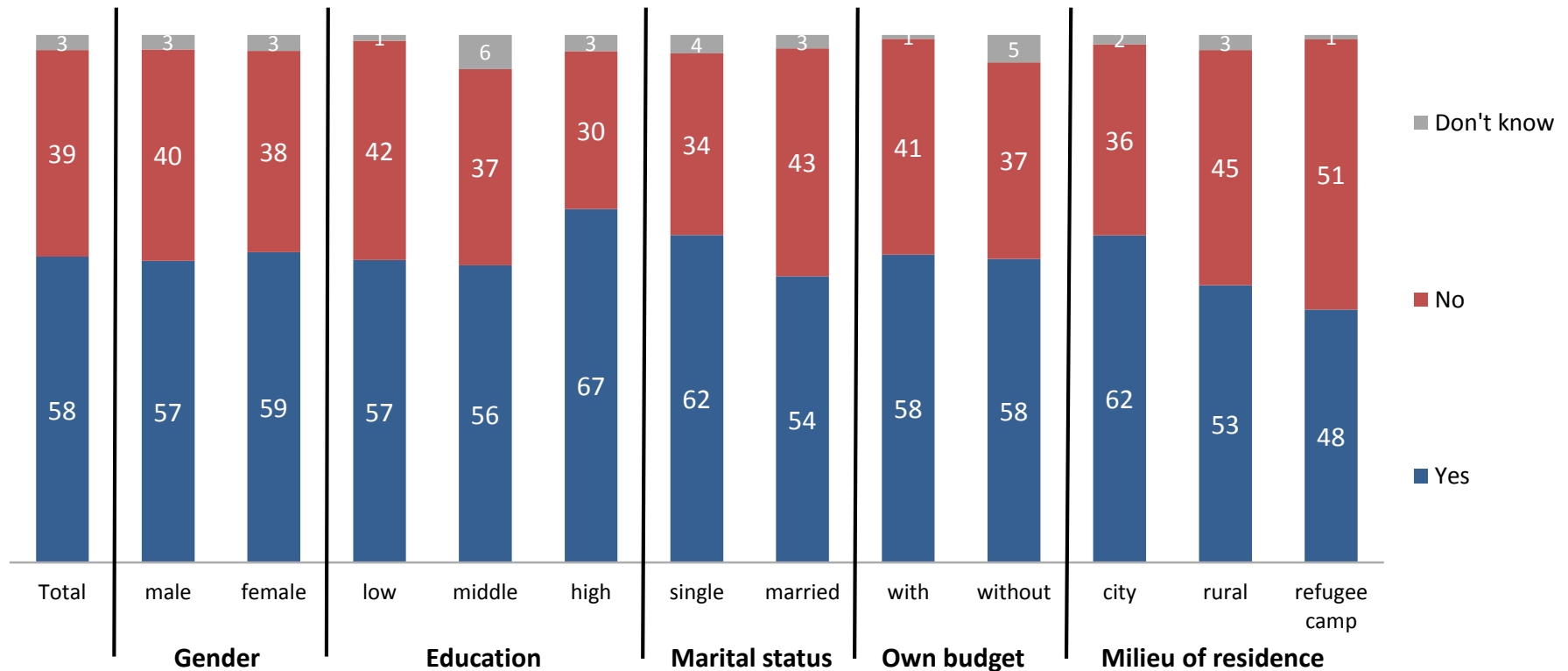
Syrian refugee: Harmony between men and women



Q134: How would you describe the relations between men and women in your country / in your neighbourhood / in your family? (In harmony or in tension?)

Universe: National population, 16 to 30 years/
Values in percent answer "in harmony" /
missing values "in tension" and "don't know"

Syrian refugee: Finding a partner



Q135: Has it become more difficult to find a partner in recent years?

Universe: National population, 16 to 30 years/
Values in percent

Syrian refugee: Finding a partner: men

	Gender			Education			Marital status		Own budget		Milieu of residence		
	Total	male	female	low	middle	high	single	married	with	without	city	rural	refugee camp
Women demand higher financial security	47	47		46	47	54	44	52	49	41	47	35	55
Women no longer accept traditional rules	9	9		10	5	11	10	7	10	3	8	6	3
Women demand new models of partnership	1	1		2			1	2	1	2	1		2
Women have become too demanding	22	22		24	23	9	23	19	21	24	25	12	25
Lack of trust	16	16		15	18	14	16	16	14	22	16	41	3
Other	6	6		3	6	14	7	4	5	7	3	6	13

Q136: Why has it become more difficult to find a partner in recent years?
Multiple answers possible

Universe: National population, 16 to 30 years/
Basis: Men (Q003) that find it more difficult to find a partner (Q135)/ Values in percent

Syrian refugee: Finding a partner: women

	Gender			Education			Marital status		Own budget		Milieu of residence		
	Total	male	female	low	middle	high	single	married	with	without	city	rural	refugee camp
Men are increasingly poor and cannot take care of a family	59		59	63	49	63	71	53	59	59	55	41	76
Men are not ready to accept an educated woman	1		1	1			2			1		5	
Men’s moral standards are decaying.	7		7	6	6	10	4	7	11	5	7	8	4
Men have become too demanding	4		4	2	9		2	5	3	4	5	8	
Lack of trust	27		27	24	37	23	16	33	27	28	31	46	8
Other	5		5	6	3	3	5	5	5	5	5		12

Q137: Why has it become more difficult to find a partner in recent years:?

Multiple answers possible

Universe: National population, 16 to 30 years/

Basis: Women (Q003) that find it more difficult to find a partner (Q135)/ Values in percent

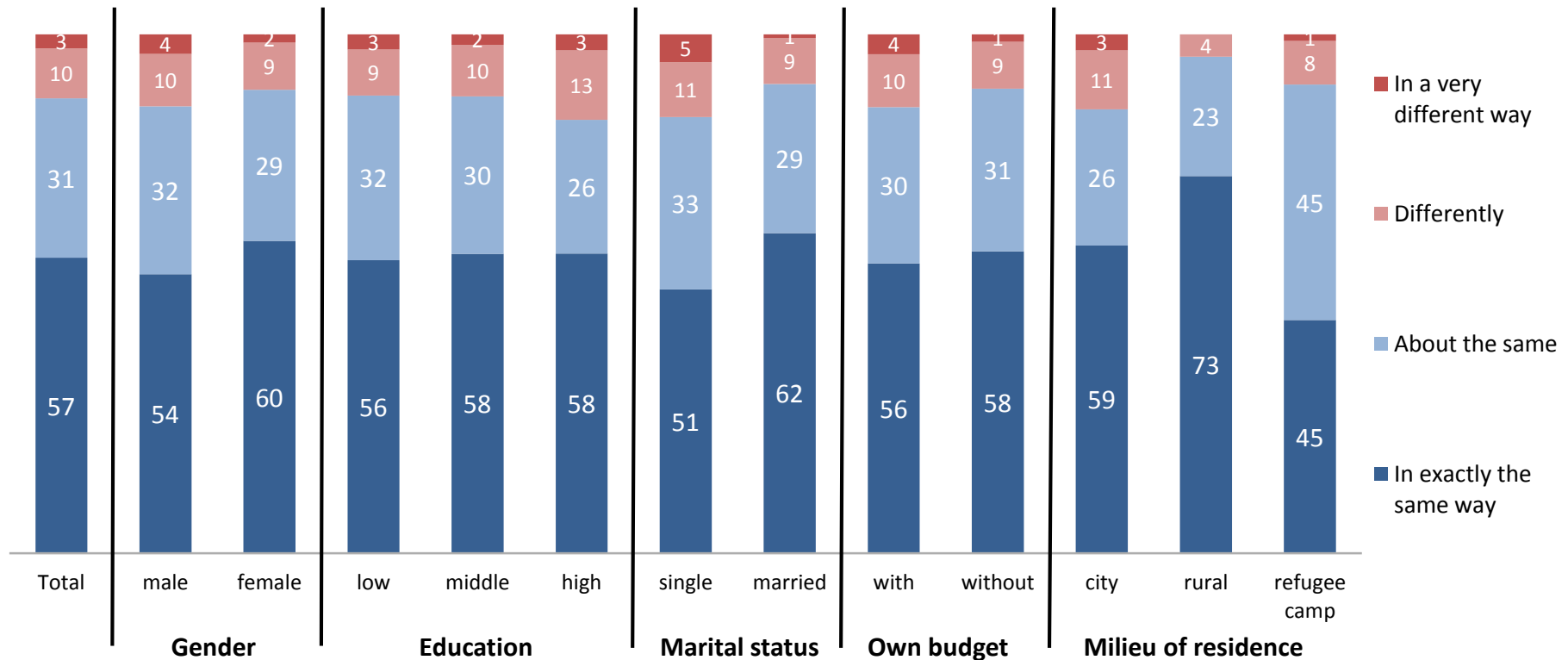
Syrian refugee: Children

	Gender			Education			Marital status		Own budget		Milieu of residence		
	Total	male	female	low	middle	high	single	married	with	without	city	rural	refugee camp
One needs own children	95	94	96	96	92	96	91	98	94	96	40	96	96
One can live happily without children	3	3	2	3	3	2	5	1	4	2	30	2	2
Without children, one definitely is happier	0	1			1	1	1		0	0	20	1	
Not sure	2	2	2	1	4	1	3	1	2	2	10	1	2

Q138: What about children. Does one need children in order to live a happy life or can one be as happy or even happier without children?

Universe: National population, 16 to 30 years/
Values in percent

Syrian refugee: Raising children



Q139: Would you (or do you) raise your children the same way as your parents raised you?

Universe: National population, 16 to 30 years/
Values in percent

Syrian refugee: Anxieties I

	Gender			Education			Marital status		Own budget		Milieu of residence		
	Total	male	female	low	middle	high	single	married	with	without	city	rural	refugee camp
Losing your work	58	75	41	59	57	58	67	52	71	44	55	49	71
Becoming poor	73	75	71	76	70	66	74	72	77	69	69	66	86
Becoming seriously sick	72	70	75	75	69	66	69	74	70	74	70	60	85
Not having friends	46	46	46	44	49	46	49	44	48	44	48	42	44
Being forced to leave your country for political reasons	63	64	62	63	62	67	64	62	67	59	67	48	63
Staying unmarried and single	28	30	25	26	31	31	43	16	30	25	31	30	16
Falling out seriously with your parents	34	34	34	36	30	31	37	31	33	35	34	35	31

Q140: Let's now talk about your anxieties concerning the future. Are you anxious about...

Universe: National population, 16 to 30 years/
Values in percent "fairly / very much"

Syrian refugee: Anxieties II

	Gender			Education			Marital status		Own budget		Milieu of residence		
	Total	male	female	low	middle	high	single	married	with	without	city	rural	refugee camp
Not being as successful in live as your wish	64	65	64	67	62	55	66	63	67	62	60	59	76
Becoming a victim of a terror attack	69	70	69	73	65	61	69	69	70	68	66	68	77
Becoming dependent on drugs	25	27	23	24	26	29	25	24	25	25	26	29	18
Being forced to leave your country for economic reasons	70	72	68	73	67	66	70	70	72	68	68	58	84
Increasing insecurity	74	75	74	77	70	71	75	74	77	72	70	75	84
Armed conflicts threatening your family	71	71	71	73	67	68	67	74	72	70	69	68	78

Q140: Let's now talk about your anxieties concerning the future. Are you anxious about...

Universe: National population, 16 to 30 years/
Values in percent "very much / fairly"

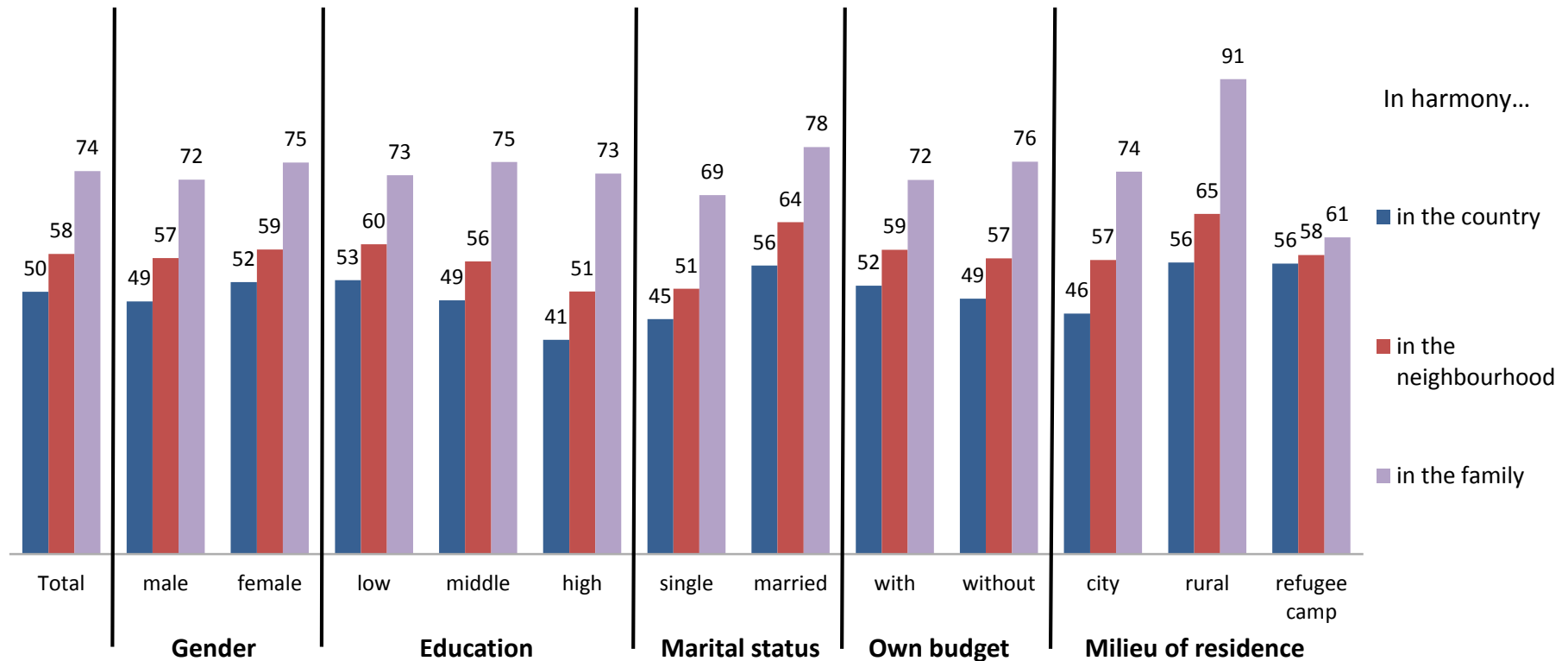
Syrian refugee: Importance of changes

	Gender			Education			Marital status		Own budget		Milieu of residence		
	Total	male	female	low	middle	high	single	married	with	without	city	rural	refugee camp
Changes within the family	77	75	80	82	66	81	73	80	77	78	73	81	91
Social instability	82	82	83	85	77	81	80	84	82	83	78	81	92
Job losses	78	80	75	81	71	77	73	82	79	77	74	76	94
Food shortage	79	78	80	84	71	72	73	84	77	82	73	86	94
Sectarian divisions	69	67	72	72	68	57	63	74	66	73	60	78	82
Increasing separation from the outside world	68	67	68	71	63	58	64	70	62	74	59	65	84
Growing violence	77	78	77	80	75	69	75	79	75	80	69	82	90
Climate change	49	47	52	50	48	49	42	55	47	52	46	60	53

Q141: What about changes in your life during the last 5 years. How important are they?

Universe: National population, 16 to 30 years/
Values in percent "(very) important"

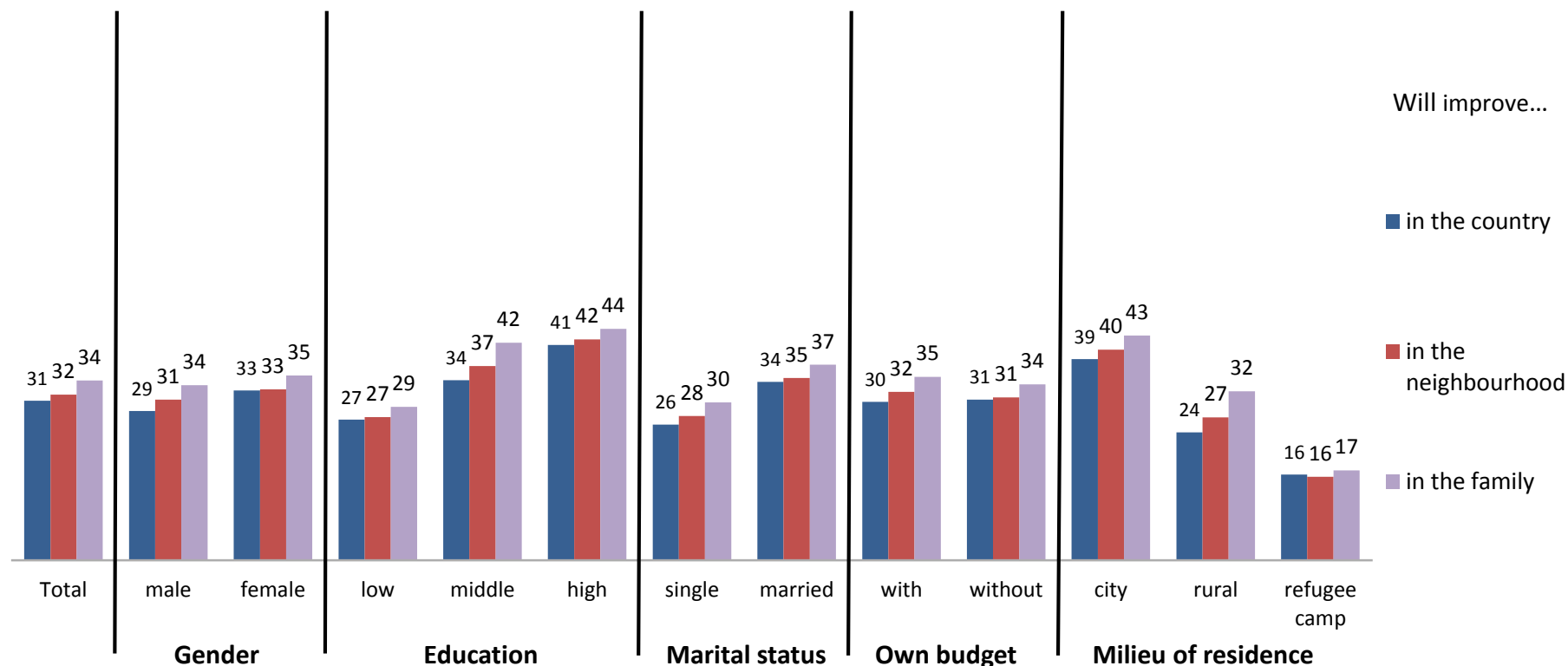
Syrian refugee: Relationship between the generations



Q142: How would you describe the relations between the younger and older generations...?

Universe: National population, 16 to 30 years/
Values in percent "in harmony"
missing values "in tension" and "don't know"

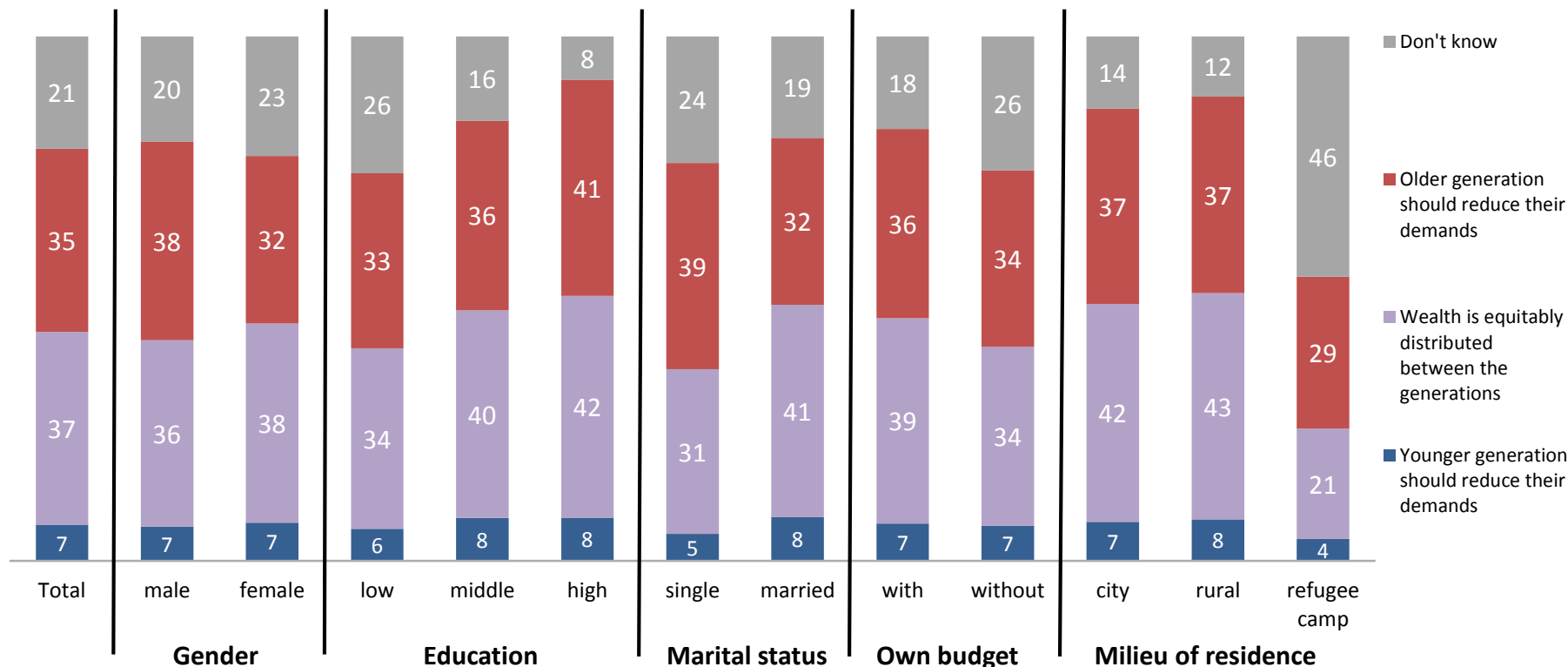
Syrian refugee: Future relationship between the generations



Q143: How will these generational relations develop in the future...?

Universe: National population, 16 to 30 years/
Values in percent "generational relations will improve"
missing values "will remain as they are", "will deteriorate" and "don't know"

Syrian refugee: Distribution of wealth between generations

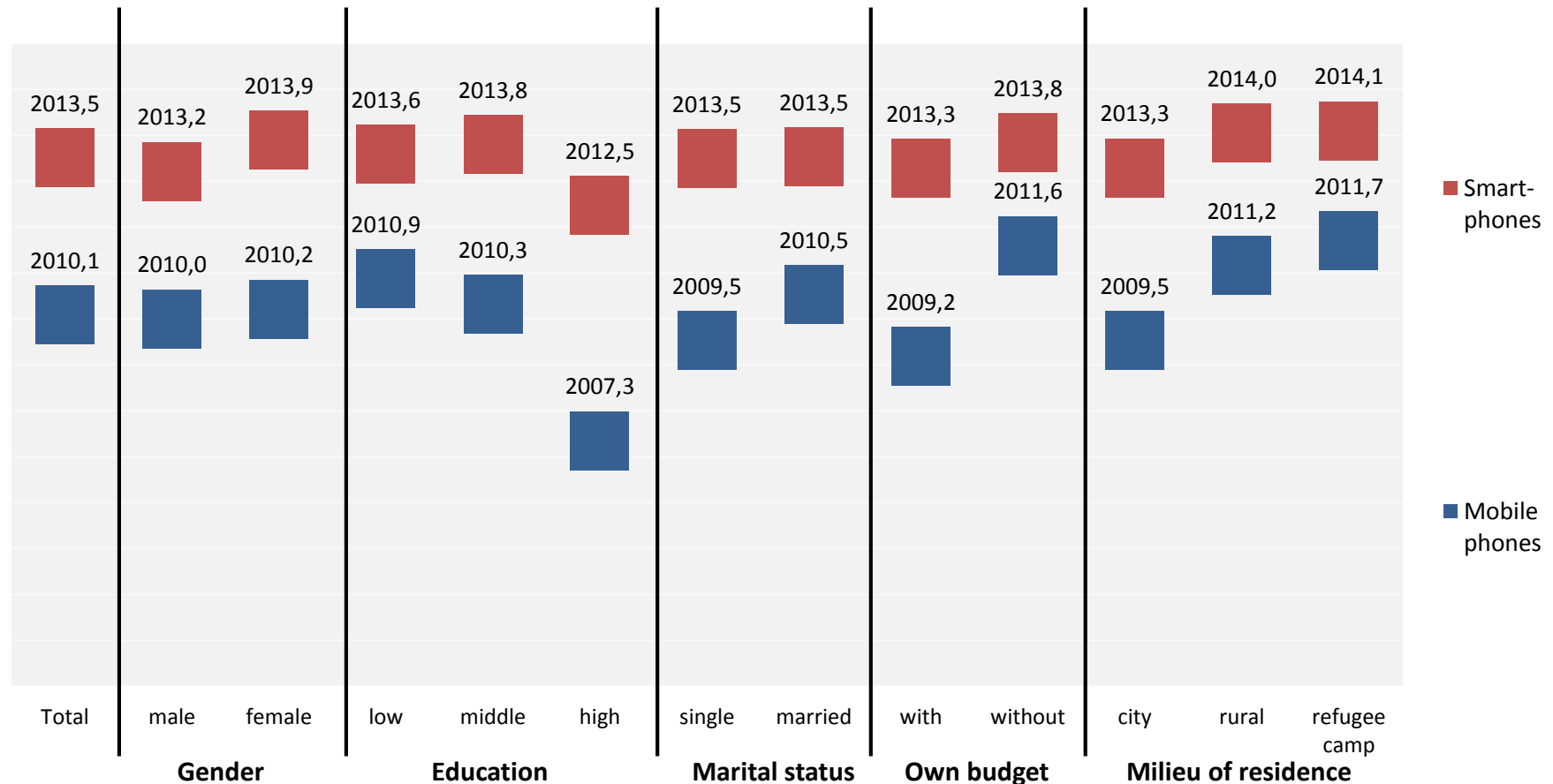


Q144: What about the distribution of wealth between the generations? Which of the following statements corresponds most with your opinion?

Universe: National population, 16 to 30 years/
Values in percent

COMMUNICATION

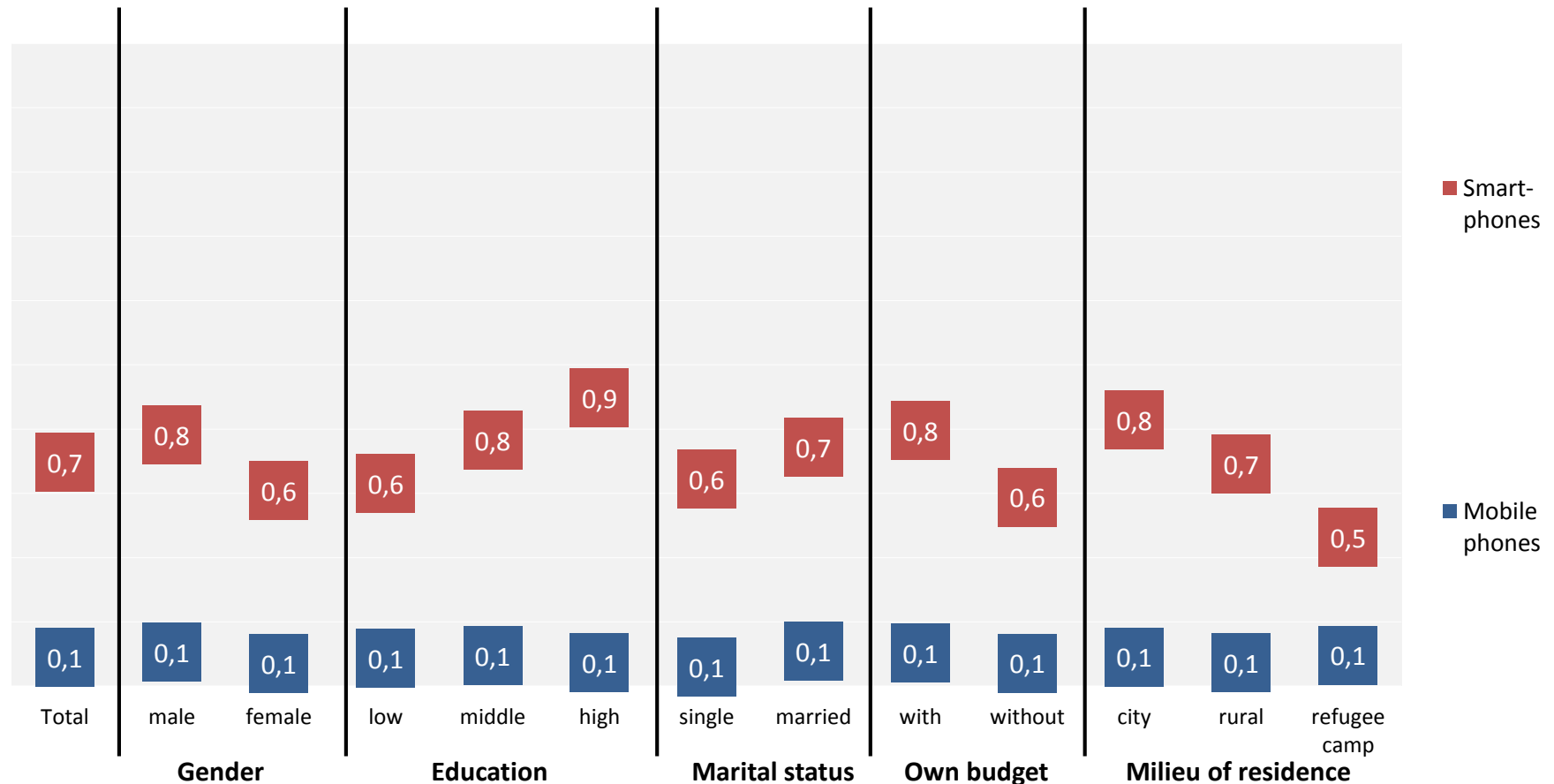
Syrian refugee: Year of first mobile phone / smartphone



Q145: When (year) did you get your first mobile phone / smartphone?

Universe: National population, 16 to 30 years/
Average values

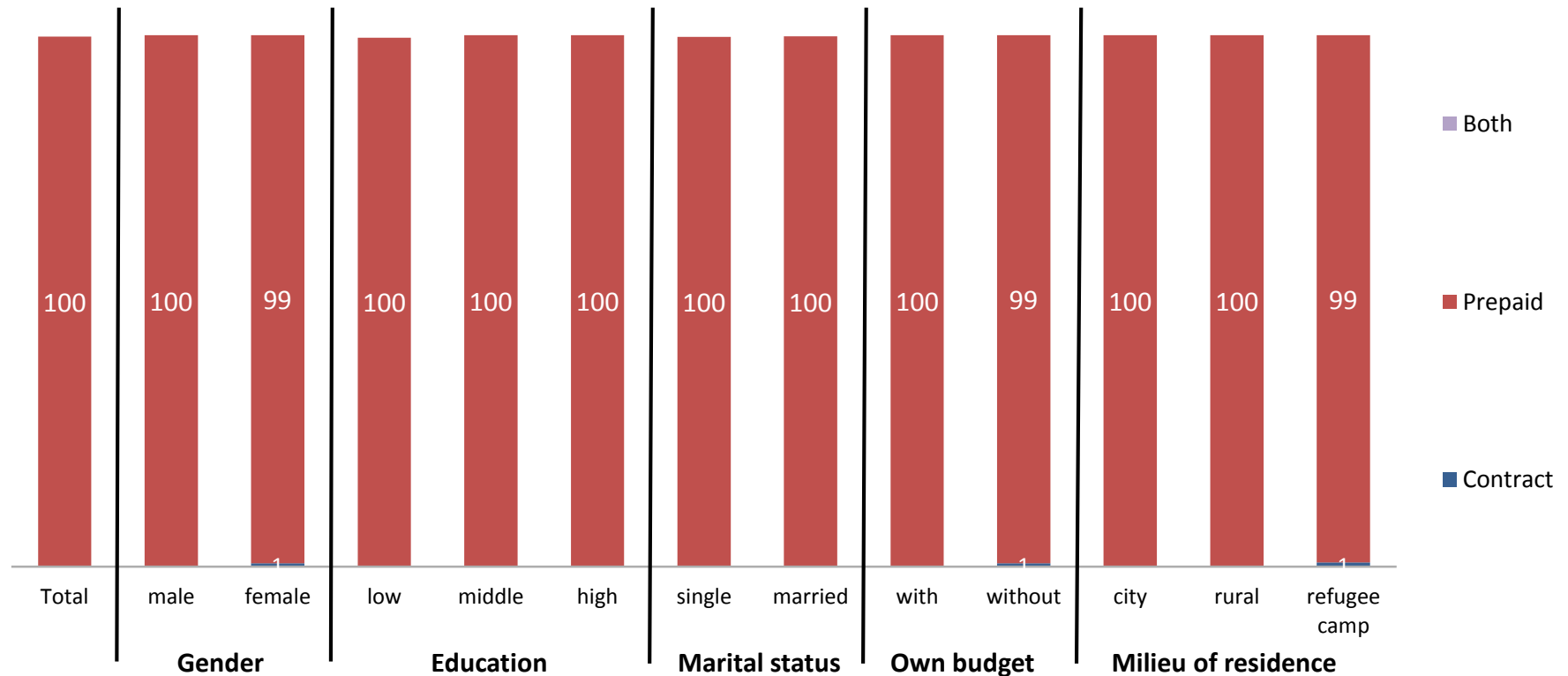
Syrian refugee: Number of phones



Q146: How many mobile phones / smartphones do you currently possess?

Universe: National population, 16 to 30 years/
Average values

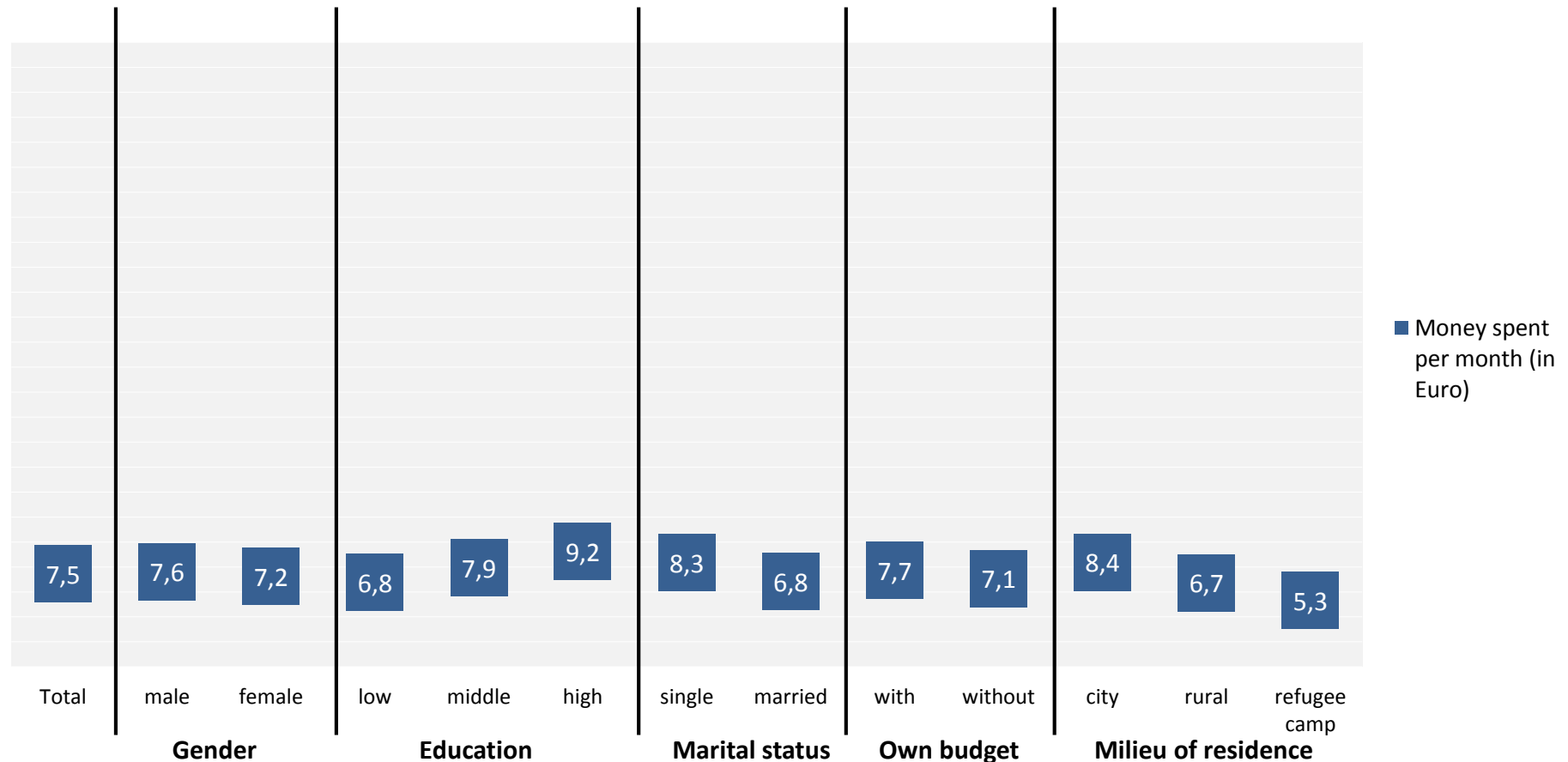
Syrian refugee: Phone contract



Q147: Do you currently possess a contract or do you use prepaid?

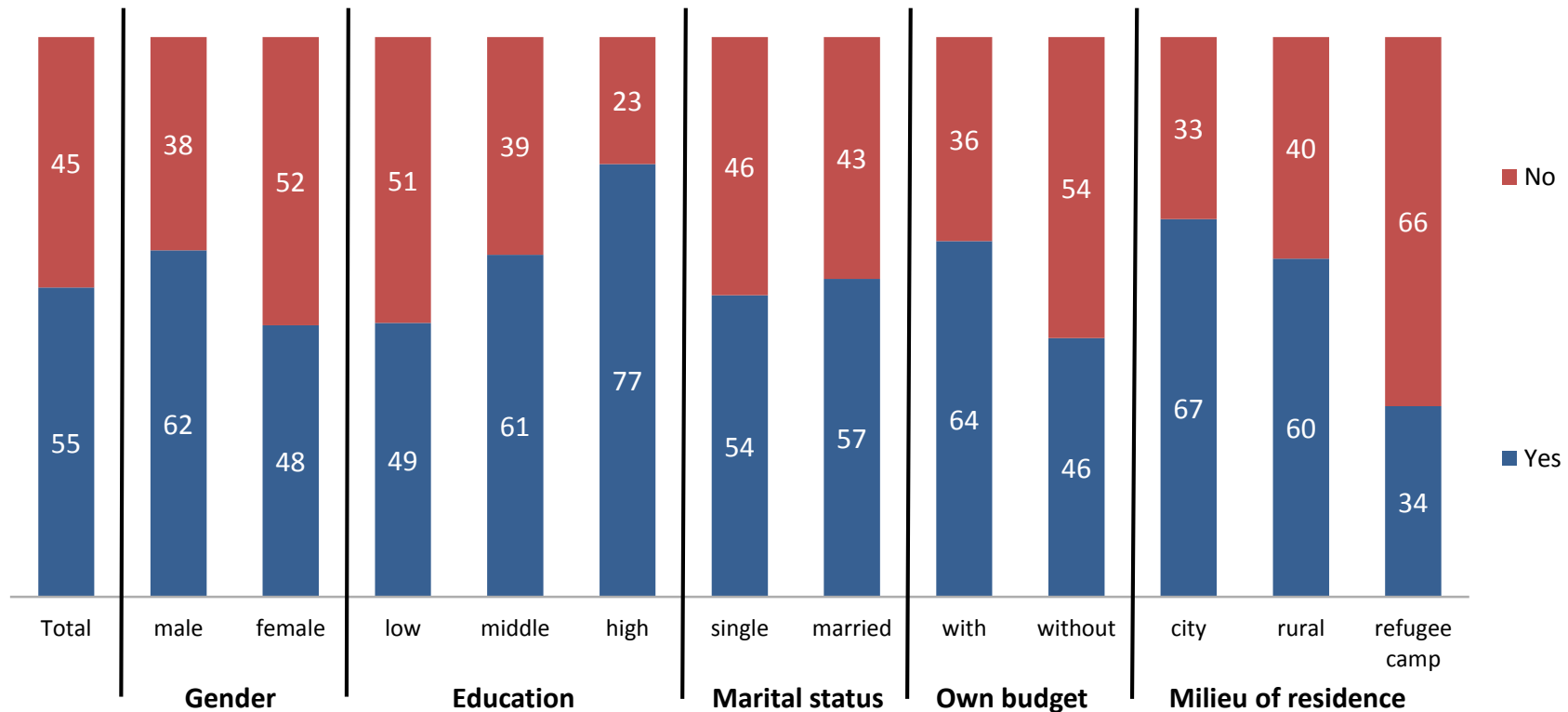
Universe: National population, 16 to 30 years/
Basis: Respondents that possess either a mobile or a smart phone (Q146)
Values in percent

Syrian refugee: Money spent on phones



Universe: National population, 16 to 30 years/
Basis: Respondents that possess either a mobile or a smart phone (Q146)
Q148: How much money do you spend for your mobile phone or smartphone per month?
Average values Euro

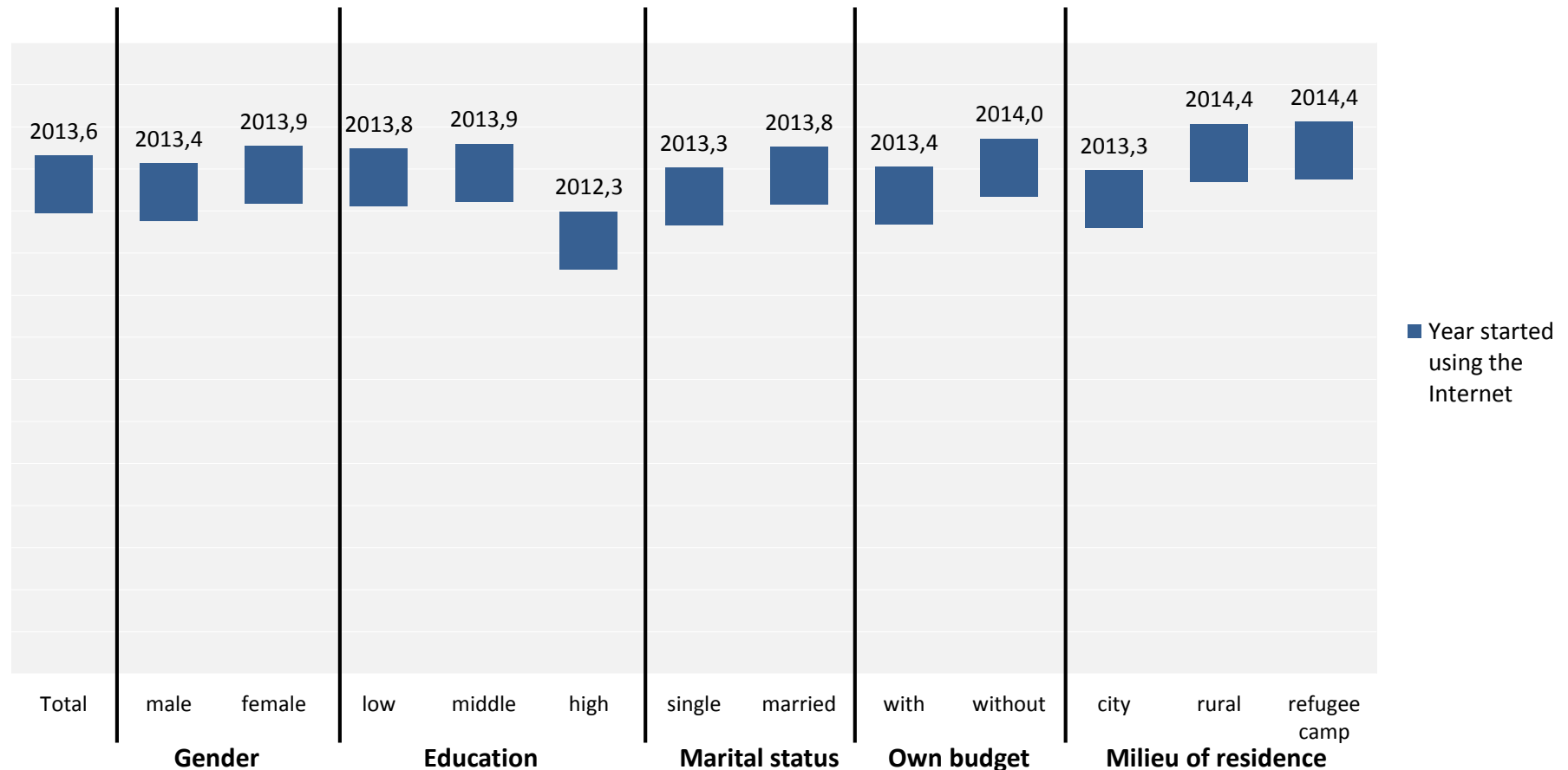
Syrian refugee: Internet usage



Q149: Do you use the Internet?

Universe: National population, 16 to 30 years/
Values in percent

Syrian refugee: Year start using the Internet



Q150: In what year did you start using it?

Universe: National population, 16 to 30 years/
Basis: Respondents that use the Internet (Q149)
Average values

Syrian refugee: Internet usage

	Gender			Education			Marital status		Own budget		Milieu of residence		
	Total	male	female	low	middle	high	single	married	with	without	city	rural	refugee camp
At home	84	83	85	81	85	91	83	83	82	86	87	90	57
At your workplace	24	37	8	20	28	35	33	18	39	2	29	20	11
Via Internet café (cyber)	1	1	1	1	1	4	2	0	2	0	2		
In school/university	1	1	1	1	1	3	3		2	0	2		
In shops, cafés, restaurants etc.	1	1	0	0		5	2		2		1		
Everywhere where I have access to the net	41	44	38	40	41	45	42	40	42	40	37	51	58
Other													

Q151: And where do you use it?
Multiple answers possible

Universe: National population, 16 to 30 years/
Basis: Respondents that use the Internet (Q149)/ Values in percent

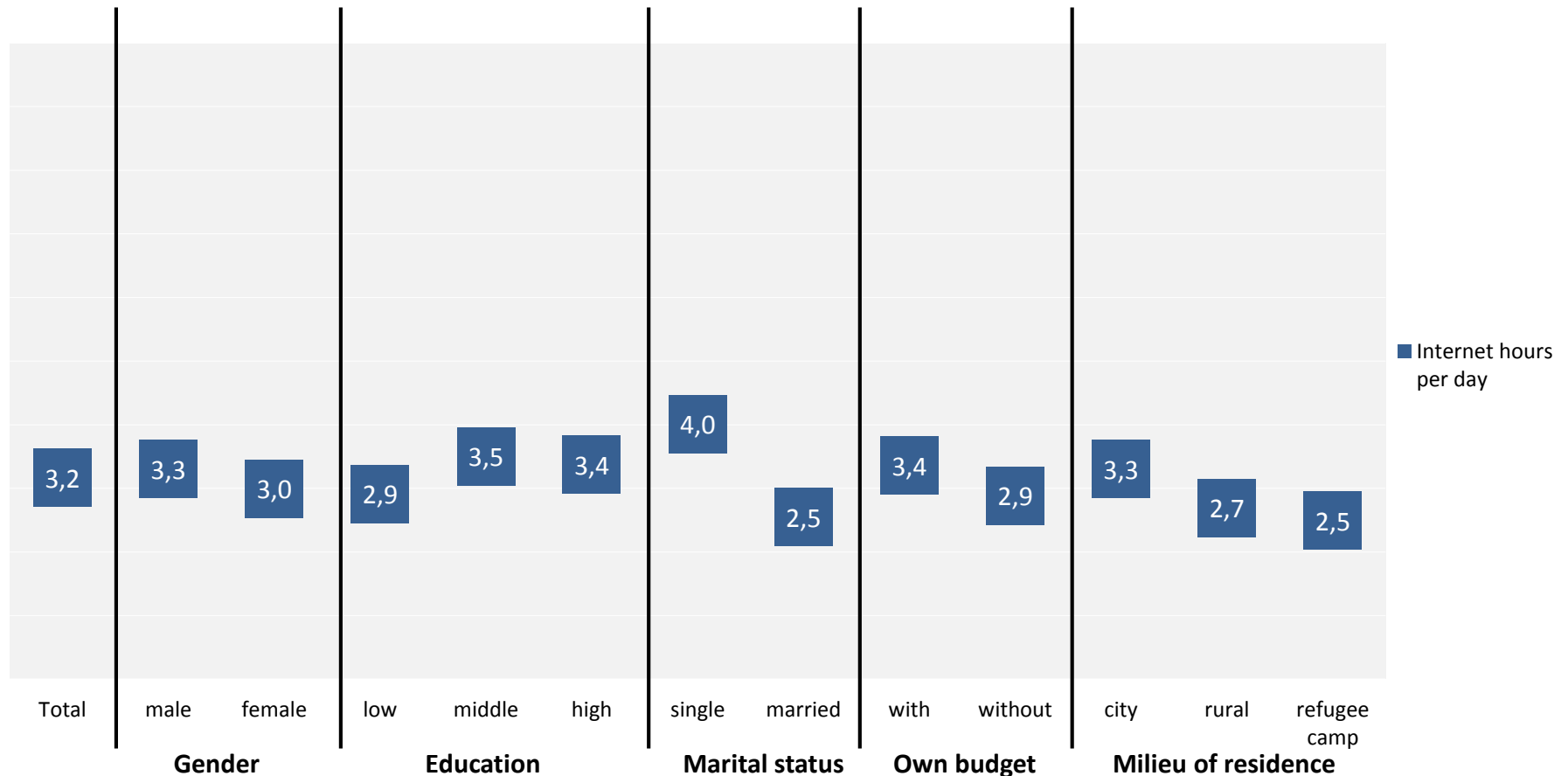
Syrian refugee: Internet usage - devices

		Gender		Education			Marital status		Own budget		Milieu of residence		
	Total	male	female	low	middle	high	single	married	with	without	city	rural	refugee camp
Phone / Smartphone	99	99	99	100	99	97	99	100	99	100	99	99	100
Tablet / iPad	0		0			1	0		0		0		
Desktop PC	1	0	2	0	1	3	1	0	1	0	1		
Laptop	1	1	0	0		3	1		1	0	1	1	
Smart TV													

Q152: Which devices do you usually use to connect to the Internet?
Multiple answers possible

Universe: National population, 16 to 30 years/
Basis: Respondents that use the Internet (Q149)/ Values in percent

Syrian refugee: Internet usage per day



Q153: How many hours do you use the Internet per day?

Universe: National population, 16 to 30 years/
Basis: Respondents that use the Internet (Q149)
Average values

Syrian refugee: Internet usage

	Gender			Education			Marital status		Own budget		Milieu of residence		
	Total	male	female	low	middle	high	single	married	with	without	city	rural	refugee camp
Facebook	25	33	16	17	30	45	40	14	34	13	29	13	22
Skype	2	3	2	1	1	11	5	0	3	1	3	1	1
Blogs	2	2	3	2	1	5	3	1	3	1	3		
Twitter	4	5	2	2	4	8	5	2	6	0	3	4	5
WhatsApp	98	98	98	99	98	95	96	99	98	98	98	96	98
Viber	12	14	9	10	11	20	14	10	15	8	12	10	14
Instagram	3	3	3	0	4	9	6	0	4	1	3	1	1
None	1	1	1	0	1	3	1	0	1	0	1	1	

Q154: Do you use...
Multiple answers possible

Universe: National population, 16 to 30 years/
Basis: Respondents that use the Internet (Q149)/ Values in percent

Syrian refugee: Usage of social networks

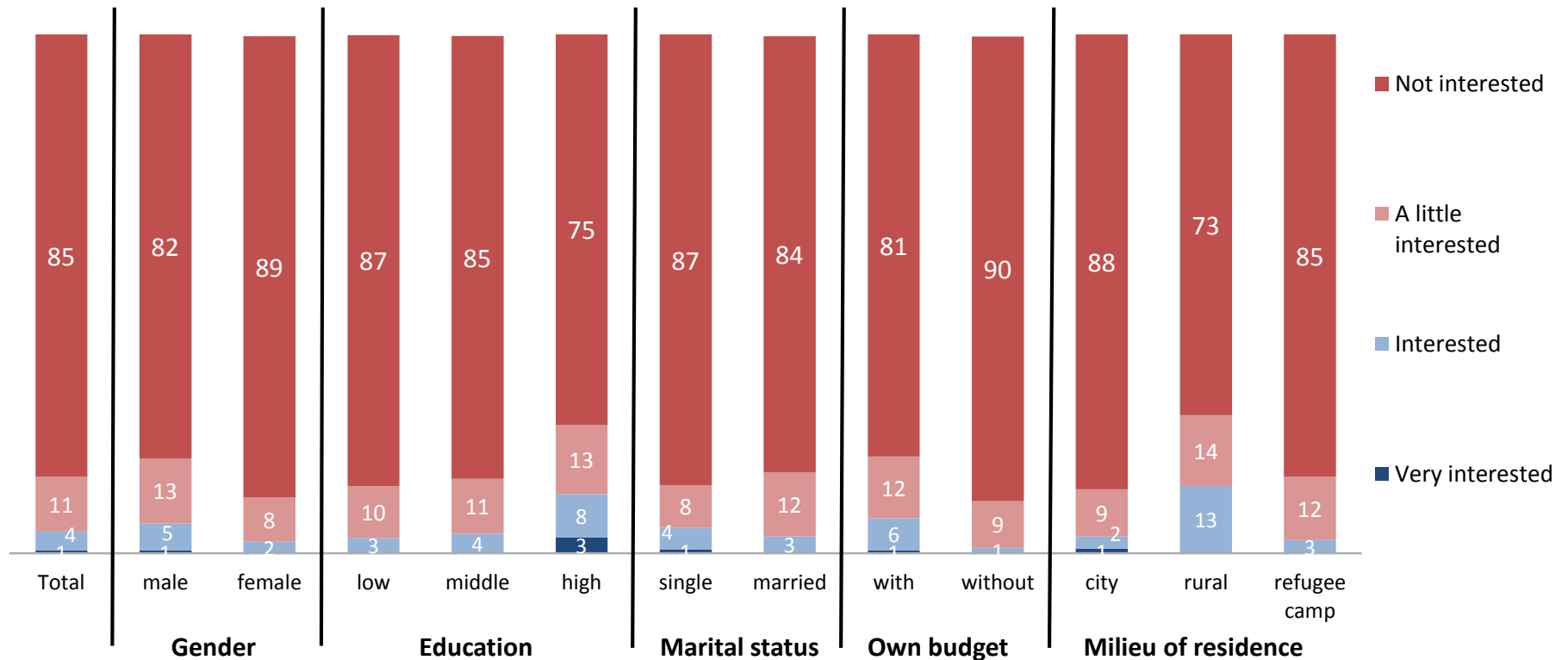
	Gender			Education			Marital status		Own budget		Milieu of residence		
	Total	male	female	low	middle	high	single	married	with	without	city	rural	refugee camp
Share music / videos / pictures	36	40	30	38	33	33	47	26	40	29	27	33	78
Look for work opportunities	14	18	8	11	15	23	18	10	16	10	14	10	15
Organise meetings with friends	29	32	25	22	35	41	37	22	34	20	32	26	17
Keep in contact with friends and family	83	85	80	85	81	79	83	83	84	81	80	83	95
Look for a possible partner	6	8	3	5	6	8	8	4	7	3	4	14	5
Discuss politics	3	4	2	2	2	8	5	1	4	1	3	6	
Mobilise friends and other people for politics	1	2	1	1	2	3	2	1	2	0	1	1	1
Actively oppose specific political positions	2	2	1	0	2	7	3	1	2	1	2	1	
Discuss religious affairs	4	5	2	3	4	4	5	3	5	2	3	5	4
Mobilise friends and other people for religious affairs	3	4	1	2	2	7	4	2	4	1	3	2	2
Actively oppose specific religious positions	2	3	1	1	2	4	4	1	3	1	2	2	1

Q155: How do you use social networks like Facebook, blogs or WhatsApp?

Basis: Respondents that use the Internet (Q149)/ Values in percent answer "Frequently" or "always"

PARTICIPATION

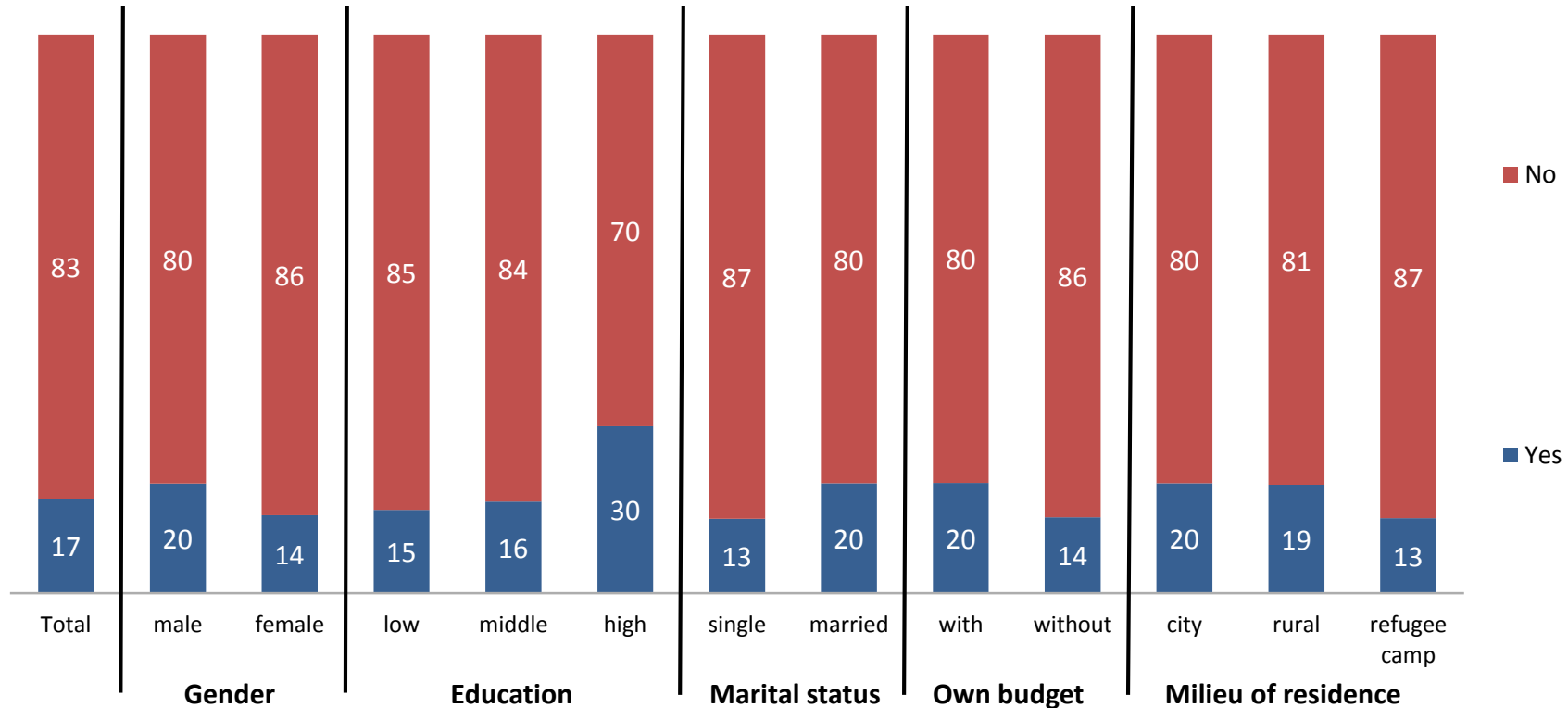
Syrian refugee: Political interest



Q156: Are you interested in politics?

Universe: National population, 16 to 30 years/
Values in percent

Syrian refugee: Political information



Q157: Do you inform yourself actively about politics?

Universe: National population, 16 to 30 years/
Values in percent

Syrian refugee: Sources of information

	Gender			Education			Marital status		Own budget		Milieu of residence		
	Total	male	female	low	middle	high	single	married	with	without	city	rural	refugee camp
Face-to-face	19	26	9	19	25	10	21	18	23	12	10	22	47
Mobile	7	11		7	8	3	7	6	11		5	15	6
Internet	7	9	3	3	4	21	16	2	10	2	8	4	3
TV	89	85	96	89	88	93	84	92	91	86	94	100	63
Newspaper	1	1	1			7	4		1	2	2		
Radio	4	3	4	2	4	7	4	4	4	3	4	7	
Other	2	4		3	2		4	2	3	2		4	9

Q158: What sources and means of information are you using?
Multiple answers possible

Universe: National population, 16 to 30 years/
Basis: Respondents that inform themselves actively about politics (Q157)/ Values in percent

Syrian refugee: Civic engagement I

	Gender			Education			Marital status		Own budget		Milieu of residence		
	Total	male	female	low	middle	high	single	married	with	without	city	rural	refugee camp
For the interest of the young people	3	3	3	2	3	7	3	2	3	2	4	2	1
For improving living together in my area of residence	4	4	4	3	5	8	4	4	5	3	6	2	0
For organising useful activities in the leisure time of young people	3	3	3	2	4	6	3	2	3	2	4	1	0
For a better and cleaner environment	5	4	5	2	8	9	4	5	5	5	7	1	0
For improving the situation of disabled people	5	5	5	3	9	8	5	6	5	5	7	3	0
For better provisions for and integration of foreign migrants / refugees	5	4	6	2	9	11	6	5	5	5	7	3	0
For guaranteeing safety and order in my area of residence	4	3	6	2	8	9	5	4	4	5	6	2	0
For helping poor and vulnerable people	6	5	7	3	11	10	5	7	6	6	8	2	0

Q161: Do you engage for social or political goals or committing yourself for the benefit of other people for the following topics?

Universe: National population, 16 to 30 years/
Values in percent "frequently"

Syrian refugee: Civic engagement II

	Gender			Education			Marital status		Own budget		Milieu of residence		
	Total	male	female	low	middle	high	single	married	with	without	city	rural	refugee camp
For social and political changes in my country	3	3	3	1	5	8	3	4	3	4	4	3	0
For elderly people who depend on help and support	6	4	7	3	9	11	5	6	6	5	8	2	
For those who are coming from situations of armed conflicts	3	4	3	2	4	12	4	3	4	3	5	3	0
For the culture and traditions of my country	5	4	6	3	7	8	5	5	4	5	7	2	
For my religious conviction	4	3	5	4	4	7	5	4	3	5	6	3	
For equal rights of men and women	4	3	6	3	5	10	4	5	4	5	7	2	0
For other goals and groups	2	2	3	1	3	7	3	2	3	2	4	2	

Q161: Do you engage for social or political goals or committing yourself for the benefit of other people for the following topics?

Universe: National population, 16 to 30 years/
Values in percent "frequently"

Syrian refugee: Place/ institution of civic engagement

	Gender			Education			Marital status		Own budget		Milieu of residence		
	Total	male	female	low	middle	high	single	married	with	without	city	rural	refugee camp
In a group at school or university	20	21	19	1	31	34	29	11	10	33	13	20	25
In an association	34	26	43	28	43	29	36	32	31	39	30	27	63
In a religious institution	12	7	19	11	16	6	17	8	7	19	9	20	13
As a member of a political party	4	3	5	3	3	9	5	3	4	4	3	7	25
As a member of a syndicate	8	5	11	6	12	6	15	1	7	10	5	7	
As a member of a youth organisation	38	45	30	37	39	37	54	23	35	42	32	47	25

Universe: National population, 16 to 30 years/

Q162: Where and how do you engage?

Basis: Respondents that ticked frequently or occasionally at least once in Q161/ Values in percent "yes"

Syrian refugee: Reasons for no civic engagement

		Gender		Education			Marital status		Own budget		Milieu of residence		
	Total	male	female	low	middle	high	single	married	with	without	city	rural	refugee camp
There are no or only very few initiatives in my area	51	53	49	44	59	76	49	52	53	48	63	57	33
They are not professionally managed	47	48	45	41	53	73	46	47	50	43	62	44	26
It remains unclear where the money goes	47	49	45	41	54	73	46	48	50	44	62	40	29
It's only for the benefit of a few	48	50	45	42	55	71	47	48	52	44	62	45	29
Only strong men have a say	45	46	43	38	54	71	43	46	50	39	61	48	18
Volunteer work never pays off	45	48	43	41	51	65	45	46	49	42	55	47	33
The government is not supporting it	46	48	44	40	56	65	46	46	50	42	59	44	29
There is no income from that	51	56	46	46	58	71	46	55	56	46	59	58	42
There are no prospects in it	50	53	47	46	56	63	48	52	53	47	59	52	39
My family does not want me to do so	64	59	69	61	69	76	61	67	62	66	73	72	52
I am already struggling to make ends meet	69	75	63	70	66	76	68	70	75	63	71	65	79

Q163: What are practical reasons that you are NOT engaging in social projects?

Basis: Respondents that answered "never" in all Q161 statements/ Values in percent "(strongly) agree"

Syrian refugee: Leisure activities I

		Gender		Education			Marital status		Own budget		Milieu of residence		
	Total	male	female	low	middle	high	single	married	with	without	city	rural	refugee camp
TV	62	63	62	58	70	67	56	67	65	60	70	82	33
Listening to music	4	5	3	3	4	7	6	2	5	2	5	9	
Watching videos/DVDs	0	1	0		1	1	1		1	0	1		
Surfing the Internet	16	20	11	14	14	32	17	15	17	14	18	22	10
Doing nothing, just relaxing, hanging out	38	39	36	41	30	41	42	35	38	37	34	51	45
Reading books or magazines	1	0	2	1	2	3	3	0	1	2	1	1	

Q164: What kind of leisure activities do you engage in most?

Please identify up to 3 activities in which you engage the most during the week.

Universe: National population, 16 to 30 years/

Values in percent

Syrian refugee: Leisure activities II

	Gender			Education			Marital status		Own budget		Milieu of residence		
	Total	male	female	low	middle	high	single	married	with	without	city	rural	refugee camp
Going to the coffee shop	1	1	0	1		3	2		2	0	2		
Going to the cinema or theatre													
Dancing, going to parties	1	0	1	0	1	1	1	0	1	0	1	1	
Computer gaming	0	1		0	1		1		0	0	0		
Visiting a youth club	1	1	0	1	0		0	1	0	1	0	1	0
Practicing sport	1	2	1	0	3	4	3	0	2	1	2		

Q164: What kind of leisure activities do you practice most?
Please name up to 3 activities with the highest frequency during the week.

Universe: National population, 16 to 30 years/
Values in percent

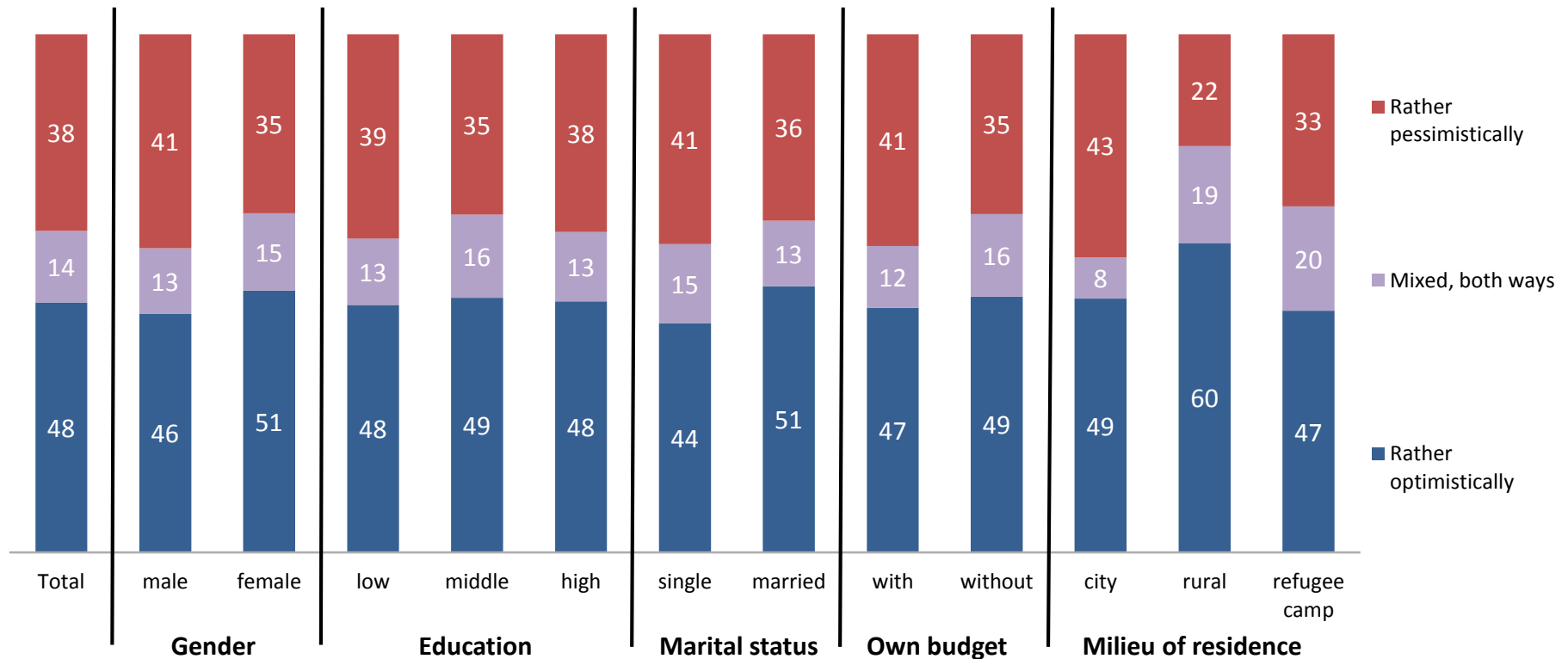
Syrian refugee: Leisure activities III

	Gender			Education			Marital status		Own budget		Milieu of residence		
	Total	male	female	low	middle	high	single	married	with	without	city	rural	refugee camp
Visiting neighbours or relatives	48	44	53	51	45	41	40	55	47	50	49	50	51
Just meeting people	21	25	17	23	18	14	24	19	24	18	16	23	38
Engaging in a project	2	2	2	2	1	1	3	1	3	0	2	2	2
Doing something with the family	32	27	36	31	35	29	26	36	29	35	32	27	34
Shopping	2	1	2	1	3	2	2	2	2	1	3	1	
Engaging with playing music or play-acting													
Listening to prayers and recitations													

Q164: What kind of leisure activities do you practice most?
Please name up to 3 activities with the highest frequency during the week.

Universe: National population, 16 to 30 years/
Values in percent

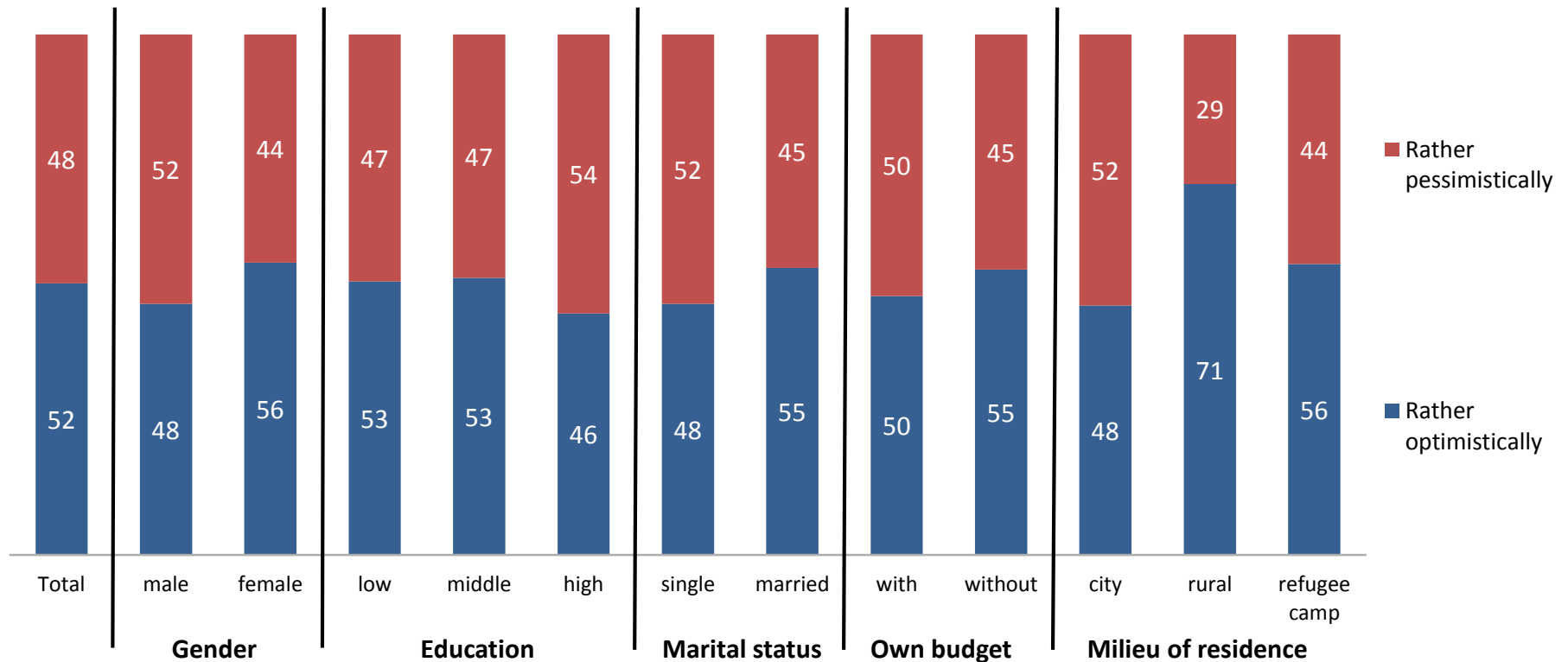
Syrian refugee: Own future



Q165: How do you perceive your own future and personal life?

Universe: National population, 16 to 30 years/
Values in percent

Syrian refugee: Future of society



Q166: And what about the future of our society? Do you perceive it...?

Universe: National population, 16 to 30 years/
Values in percent

STABILITY AND MOBILITY

Syrian refugee: Stability in personal life

	Gender			Education			Marital status		Own budget		Milieu of residence		
	Total	male	female	low	middle	high	single	married	with	without	city	rural	refugee camp
My economic situation	11	13	10	10	15	11	14	9	14	8	13	19	3
Trust in my friends	48	51	44	50	43	47	49	47	53	42	40	61	69
Personal belief in my skills	62	64	60	60	62	69	59	64	66	58	62	69	62
Relations with my family	82	81	82	83	79	78	79	84	82	81	79	82	94
Personal faith in my religion	83	82	84	87	78	74	82	84	83	84	79	81	97
Political situation	12	11	12	11	12	15	13	10	12	12	11	14	12
Prospects to live a fulfilled life	28	28	28	26	31	33	26	30	31	25	36	28	12
Relationship with my partner	69	64	73	73	64	54	45	78	64	73	64	65	84

Q167: In life some things continuously change; others rather remain as they are. To what extent is there stability in the different areas of your life?

Universe: National population, 16 to 30 years/
Values in percent "(rather) stable"

Syrian refugee: Experience of violence I

	Gender			Education			Marital status		Own budget		Milieu of residence		
	Total	male	female	low	middle	high	single	married	with	without	city	rural	refugee camp
Witnessed violence	55	56	55	56	55	54	57	53	55	56	51	48	63
Experienced your house or your means of production being deliberately destroyed	61	61	61	62	59	63	58	64	58	65	58	75	62
Needed to see a doctor as you have been beaten up	7	11	3	5	10	12	7	7	10	4	8	9	3
Been in jail	4	6	1	4	3	7	3	4	5	2	4	6	3
Suffered from hunger	45	44	46	50	39	34	43	47	41	50	41	39	63
Suffered from torture	16	18	14	17	12	20	13	18	17	15	16	24	14
Been injured in an armed conflict	6	9	3	6	8	5	7	6	7	5	6	4	3

Universe: National population, 16 to 30 years/
Values in percent "yes"

Q168: Have you ever...

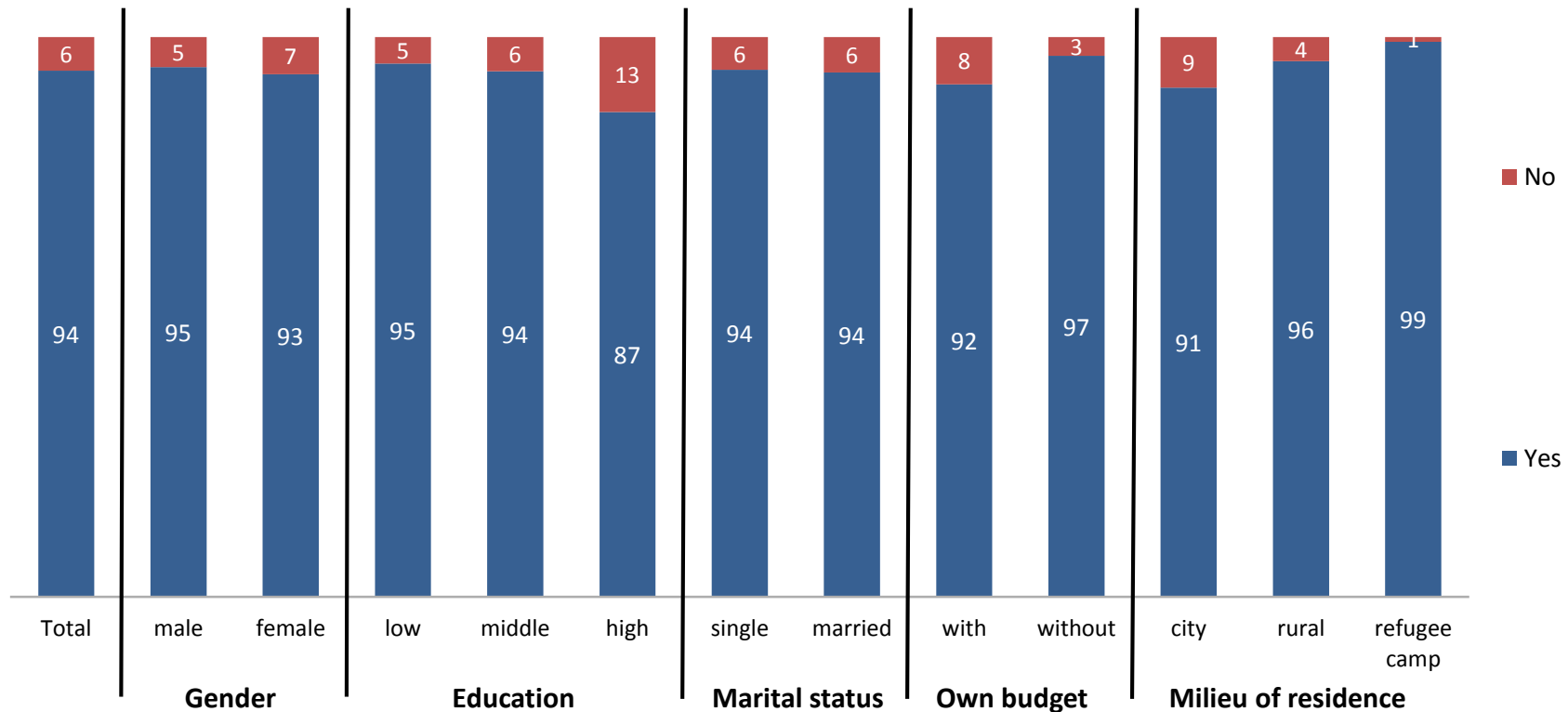
Syrian refugee: Experience of violence II

	Gender			Education			Marital status		Own budget		Milieu of residence		
	Total	male	female	low	middle	high	single	married	with	without	city	rural	refugee camp
Experienced violence within the family	8	11	5	8	8	12	10	7	9	7	8	9	7
Experienced expulsion or displacement	71	70	72	75	65	62	68	73	67	75	58	79	93
Experienced psychological violence	31	35	27	28	35	37	29	32	36	25	31	39	22
Been beaten up several times	5	8	3	4	5	12	5	5	7	4	6	4	2
Experienced sexual harassment (verbally, physically)	3	2	4	2	2	9	3	3	3	3	3	1	4
Joined a demonstration that turned violent	2	2	2	1	3	3	2	2	2	1	2	1	1
Experienced any form of violence	11	13	8	9	11	19	9	11	13	8	11	14	10

Universe: National population, 16 to 30 years/
Values in percent "yes"

Q168: Have you ever...

Syrian refugee: Refugee



Q169: Would you consider yourself a refugee?

Universe: National population, 16 to 30 years/
Values in percent

Syrian refugee: Threats / conflicts I

	Gender			Education			Marital status		Own budget		Milieu of residence		
	Total	male	female	low	middle	high	single	married	with	without	city	rural	refugee camp
If I consider all the violence presented in the media I get sad and depressed	91	89	93	93	89	86	86	95	88	94	88	92	99
In the public space the situation is becoming increasingly tense	88	89	87	89	87	82	86	89	88	87	84	88	97
In order to be able to defend myself I practice a self-defense sport (karate, etc.).	10	11	8	8	10	18	11	8	13	6	13	14	2
Others continuously threaten me	15	15	14	11	22	18	12	17	17	12	22	10	6
I am afraid that armed conflicts will threaten my livelihood and my family	68	67	68	69	67	63	69	67	69	66	69	68	65

Q170: Do you rather agree or rather disagree with the following statements?

Universe: National population, 16 to 30 years/
Values in percent "(strongly) agree"

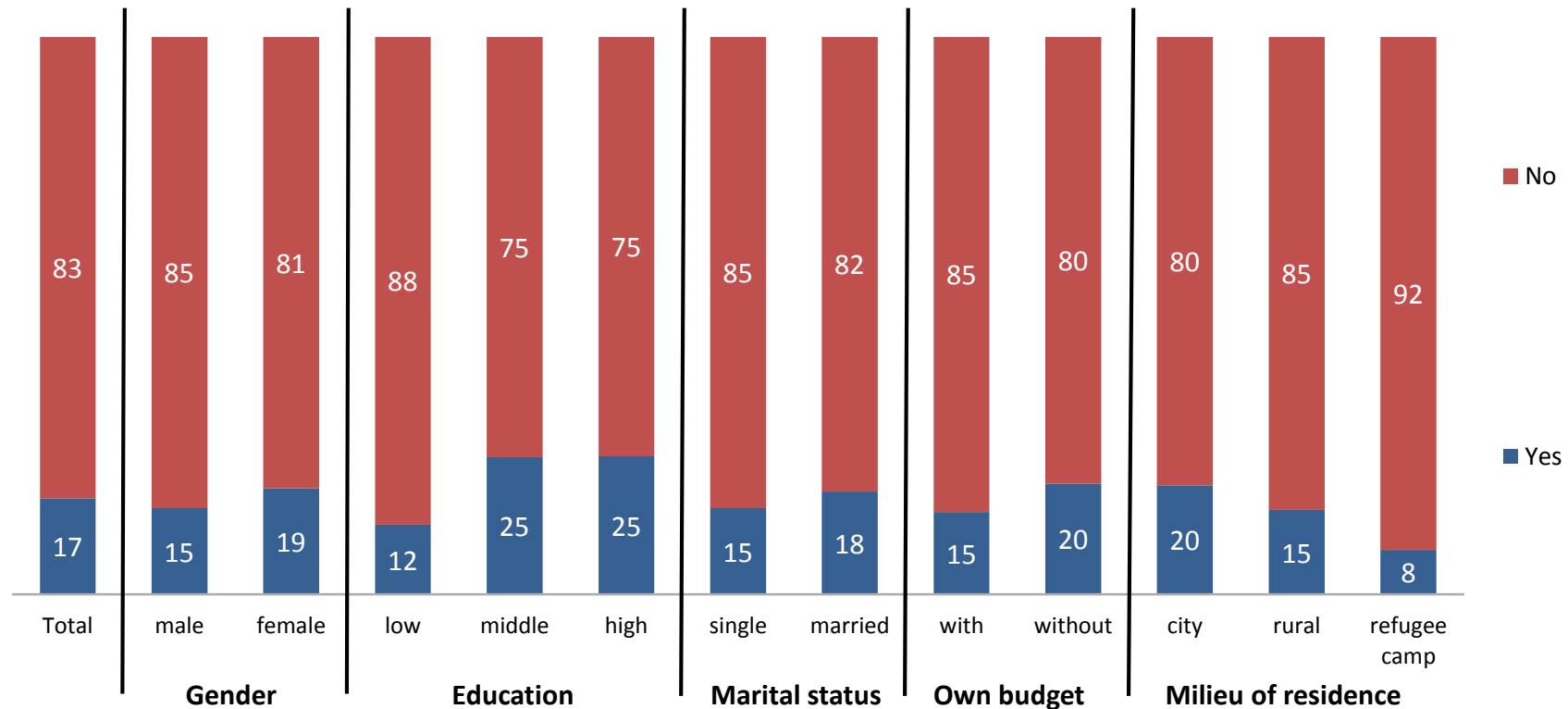
Syrian refugee: Threats / conflicts II

	Gender			Education			Marital status		Own budget		Milieu of residence		
	Total	male	female	low	middle	high	single	married	with	without	city	rural	refugee camp
I believe that the use of violence will only cause further violence	83	84	82	86	80	75	83	83	86	80	81	75	94
I hate violence. I cannot stand it, if people suffer from it	83	83	83	86	79	78	81	84	84	81	79	81	93
In order to defend myself, or my family, the use of violence is legitimate	36	37	35	32	41	45	36	37	42	30	46	40	16
In case of severe conflicts there is no other solution: we have to demonstrate strength, even with violence	37	37	37	34	40	46	37	37	43	30	45	43	21
Women dressing inappropriately should not complain about sexual harassment	40	43	38	42	37	41	37	44	42	39	43	53	37

Q170: Do you rather agree or rather disagree with the following statements?

Universe: National population, 16 to 30 years/
Values in percent "(strongly) agree"

Syrian refugee: Family migrated to a different country



Q173: Is there somebody in your family who migrated to a foreign country?

Universe: National population, 16 to 30 years/
Values in percent

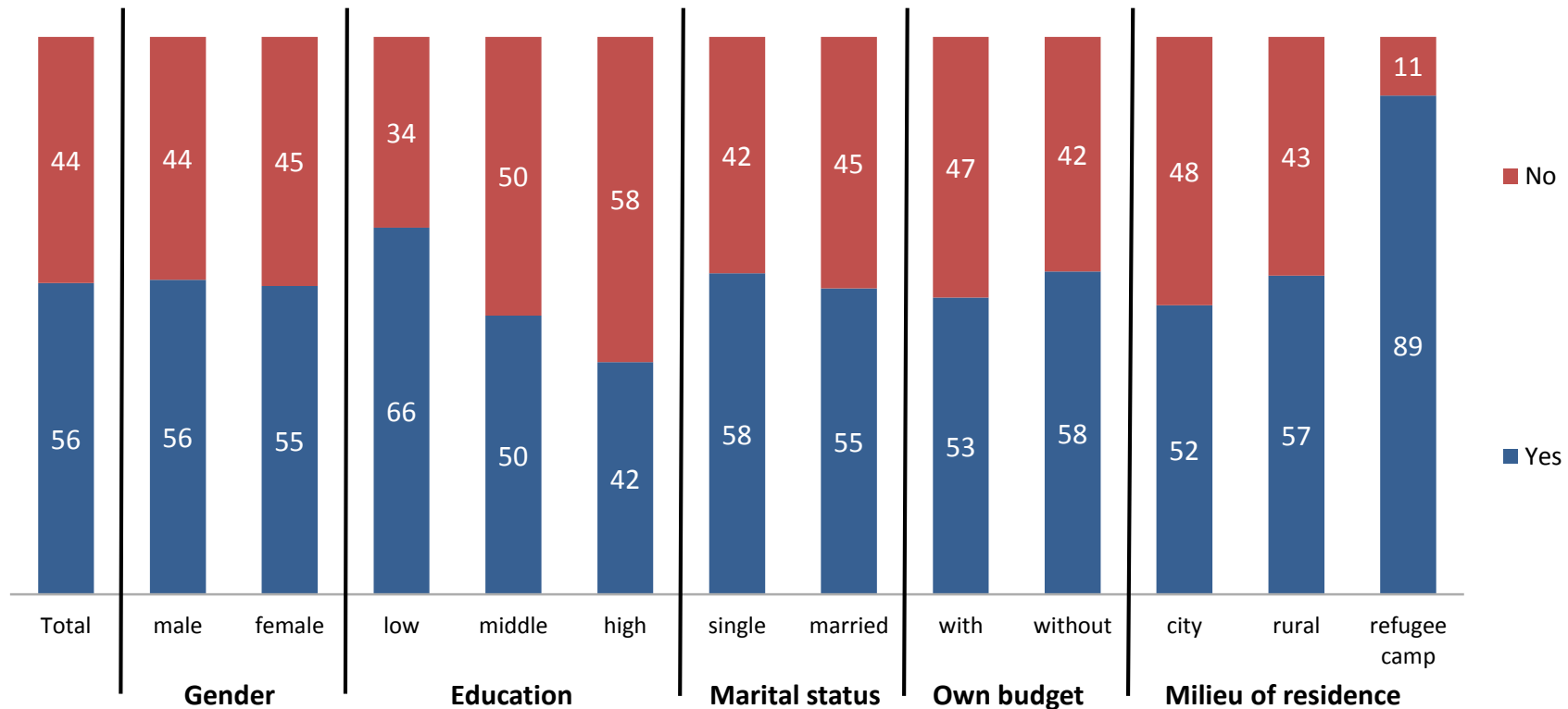
Syrian refugee: Where to did they migrate?

	Gender			Education			Marital status		Own budget		Milieu of residence		
	Total	male	female	low	middle	high	single	married	with	without	city	rural	refugee camp
Gulf	3	5	1	1	4	4	5	2	4	2	3	5	
Other Arab country	16	17	16	14	19	13	20	14	12	20	20	19	5
Europe	70	72	68	78	58	79	76	67	70	69	67	43	95
USA/Canada	11	9	13	9	14	8	6	15	8	14	12	29	
Australia	3	3	3	1	4	4	2	4	3	3	4	5	
Asia	3	5	2	1	6	4	2	4	5	2	5		
Latin America	1		1		1			1		1	1		
Sub-Saharan Africa													

Q174: Where to exactly?
Multiple answers possible

Universe: National population, 16 to 30 years/
Basis: Respondents that have a family member that migrated (Q173)/ Values in percent

Syrian refugee: Importance of emigration



Q175: Is this emigration of any importance to you?

Universe: National population, 16 to 30 years/
Basis: Respondents that have a family member that migrated (Q173)/
Values in percent

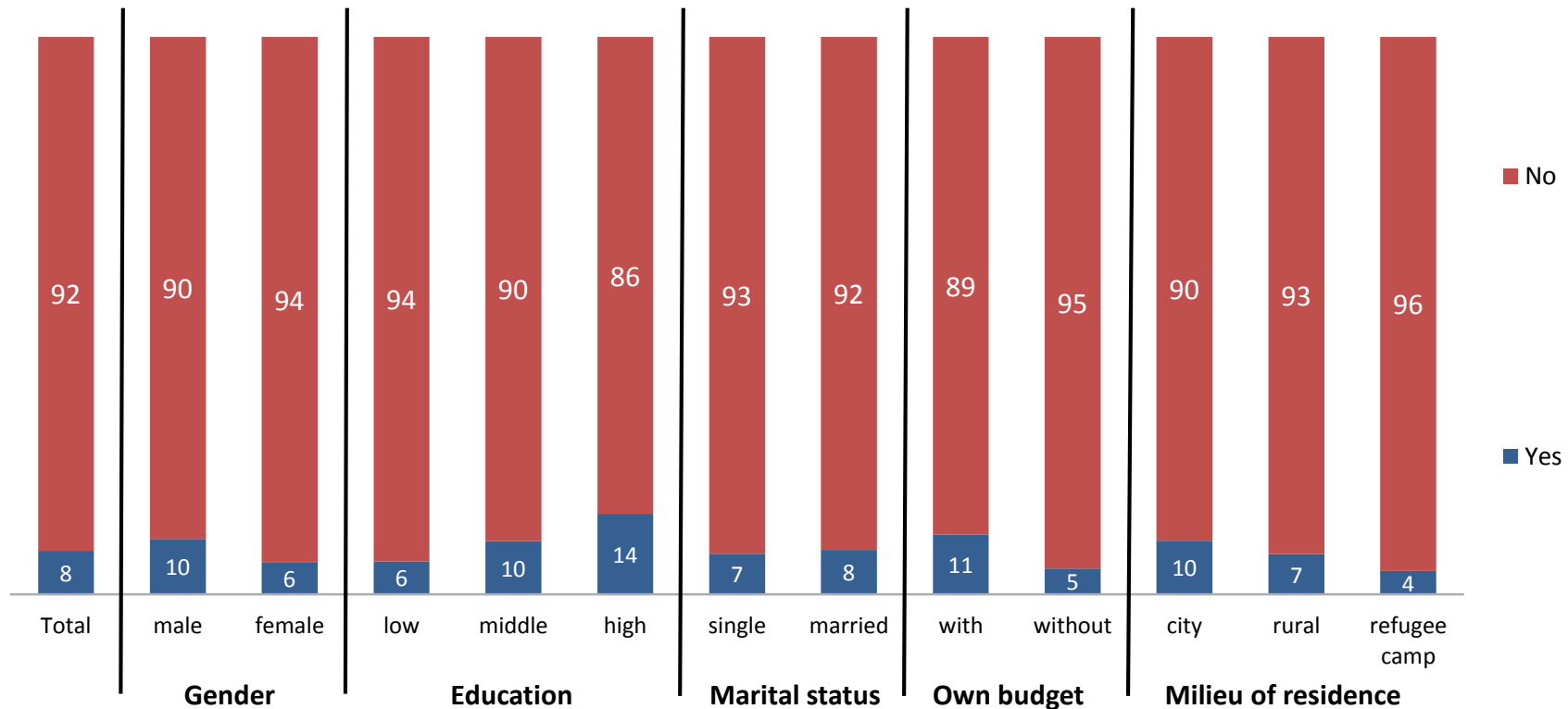
Syrian refugee: Consequences of migration

		Gender		Education			Marital status		Own budget		Milieu of residence		
	Total	male	female	low	middle	high	single	married	with	without	city	rural	refugee camp
I consider it as a loss for my personal life	24	16	31	28	17	30	8	34	12	33	27	33	24
I profit from the money he/she is sending to us	3	5	2	4	3		5	2	2	4	4		6
I learned from his / her experiences abroad and decided that emigration is not a goal for me	14	18	10	12	14	20	18	11	15	13	16	25	6
I am fascinated by the idea of living in a foreign country, and my wish to emigrate has grown	26	39	15	32	17	30	21	29	44	13	23	17	35
My feelings about emigration started to get mixed up	39	30	46	32	50	30	53	30	34	42	38	25	35

Q176: Which of the following statements best reflects your opinion?

Universe: National population, 16 to 30 years/
Basis: Respondents that stated that the emigration was of importance (Q175)/ Values in percent

Syrian refugee: Contact with job/asylum seekers in Europe



Q177: Have you been in contact (by phone, SMS, Skype) with somebody who is trying to find a job or asylum within the last three months?

Universe: National population, 16 to 30 years/
Values in percent

Syrian refugee: Contact with job/asylum seekers in Europe

Europe

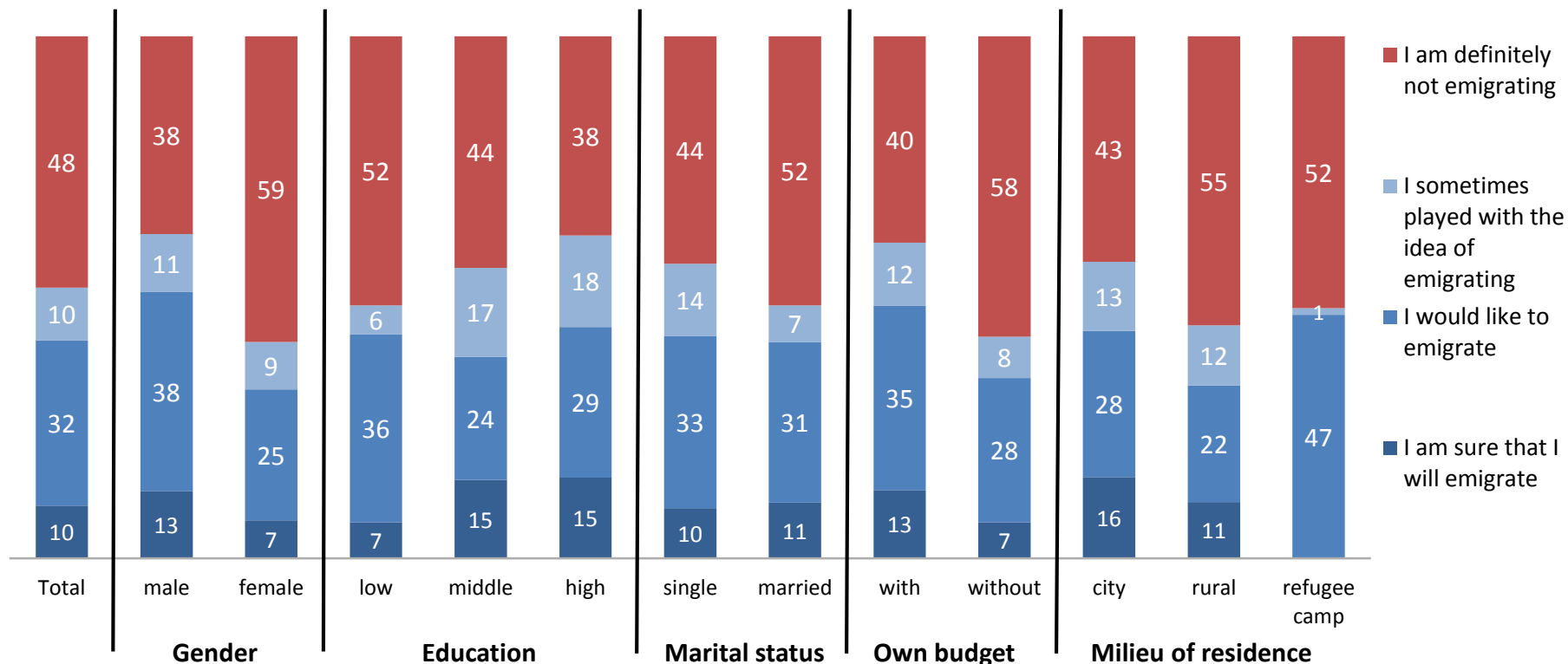
		Gender		Education			Marital status		Own budget		Milieu of residence		
	Total	male	female	low	middle	high	single	married	with	without	city	rural	refugee camp
Family	42	44	39	47	43	29	26	55	39	50	38	30	60
Friends	51	54	46	39	54	79	68	39	57	36	60	70	10
Neighbours	1	2		3				2	2				10
Others	9	6	14	14	7		6	11	7	14	6		30

Universe: National population, 16 to 30 years/

Q178: If yes, who have you been in contact with?

Basis: Respondents that have been in contact with job/asylum seekers in Europe (Q175)/ Values in percent

Syrian refugee: Emigration



Q179: What would best describe your situation?

Universe: National population, 16 to 30 years/
Values in percent

Syrian refugee: Preferred destinations for migration I

	Gender			Education			Marital status		Own budget		Milieu of residence		
	Total	male	female	low	middle	high	single	married	with	without	city	rural	refugee camp
Sweden	54	57	49	55	55	43	54	54	54	54	56	52	56
Spain	6	7	4	5	7	7	6	6	7	4	5	10	7
Belgium	6	6	5	7	6	2	7	4	7	4	6	6	4
Bulgaria	3	4	1	3	2	3	5	1	3	2	2	2	
Denmark	12	10	14	12	13	8	14	10	11	12	11	15	9
Finland	4	4	4	3	6	8	6	3	4	4	5	6	
France	16	17	16	16	18	13	19	15	17	16	18	19	12
Germany	48	48	47	49	48	40	49	48	45	52	46	40	50
Greece	2	1	4	1	4		1	3	2	3	2	3	1

Q180: Recently a lot of people are on their way to Europe. If you were to emigrate what would be your preferred target countries? Multiple answers possible

Universe: National population, 16 to 30 years/ Basis: Respondents at least playing with the idea to migrate (Q179)/ Values in percent

Syrian refugee: Preferred destinations for migration II

	Gender			Education			Marital status		Own budget		Milieu of residence		
	Total	male	female	low	middle	high	single	married	with	without	city	rural	refugee camp
Italy	10	11	8	10	8	13	12	8	10	8	9	6	11
Luxembourg	2	2	2	1	4	3	4	1	2	2	3	3	
Netherlands	4	5	3	4	3	7	4	4	5	3	4	8	2
Portugal	2	3	1	2	2	2	2	1	3	1	3	2	1
United Kingdom	9	10	9	9	9	15	11	8	9	11	7	23	11
Austria	3	4	2	3	4	3	3	3	3	2	3	2	3
Switzerland	23	26	20	27	17	22	23	24	25	21	19	24	35
Other	41	38	46	42	37	48	34	48	38	47	37	35	61
None	1	2		1	1		1	1	1	0	1		2

Q180: Recently a lot of people are on their way to Europe. If you were to emigrate what would be your preferred target countries? Multiple answers possible

Universe: National population, 16 to 30 years/ Basis: Respondents at least playing with the idea to migrate (Q179)/ Values in percent

Syrian refugee: Change current situation I

	Gender			Education			Marital status		Own budget		Milieu of residence		
	Total	male	female	low	middle	high	single	married	with	without	city	rural	refugee camp
To leave your family in order to obtain a good professional qualification	33	52	13	30	38	34	39	28	46	19	34	24	34
To leave your family even if you risk your life	14	22	4	12	16	19	16	11	19	7	17	12	5
To accept work that is very much below your qualification	39	53	24	38	44	29	42	36	50	27	36	35	45
To marry somebody from a class that is much above your personal background	25	30	20	23	28	27	40	13	30	19	26	24	18
To marry somebody from a class that is much below your personal background	18	25	12	17	19	26	30	9	23	13	20	19	16

Q181: In order to change your current situation would you be ready...?

Universe: National population, 16 to 30 years/
Values in percent "(rather) agree"

Syrian refugee: Change current situation II

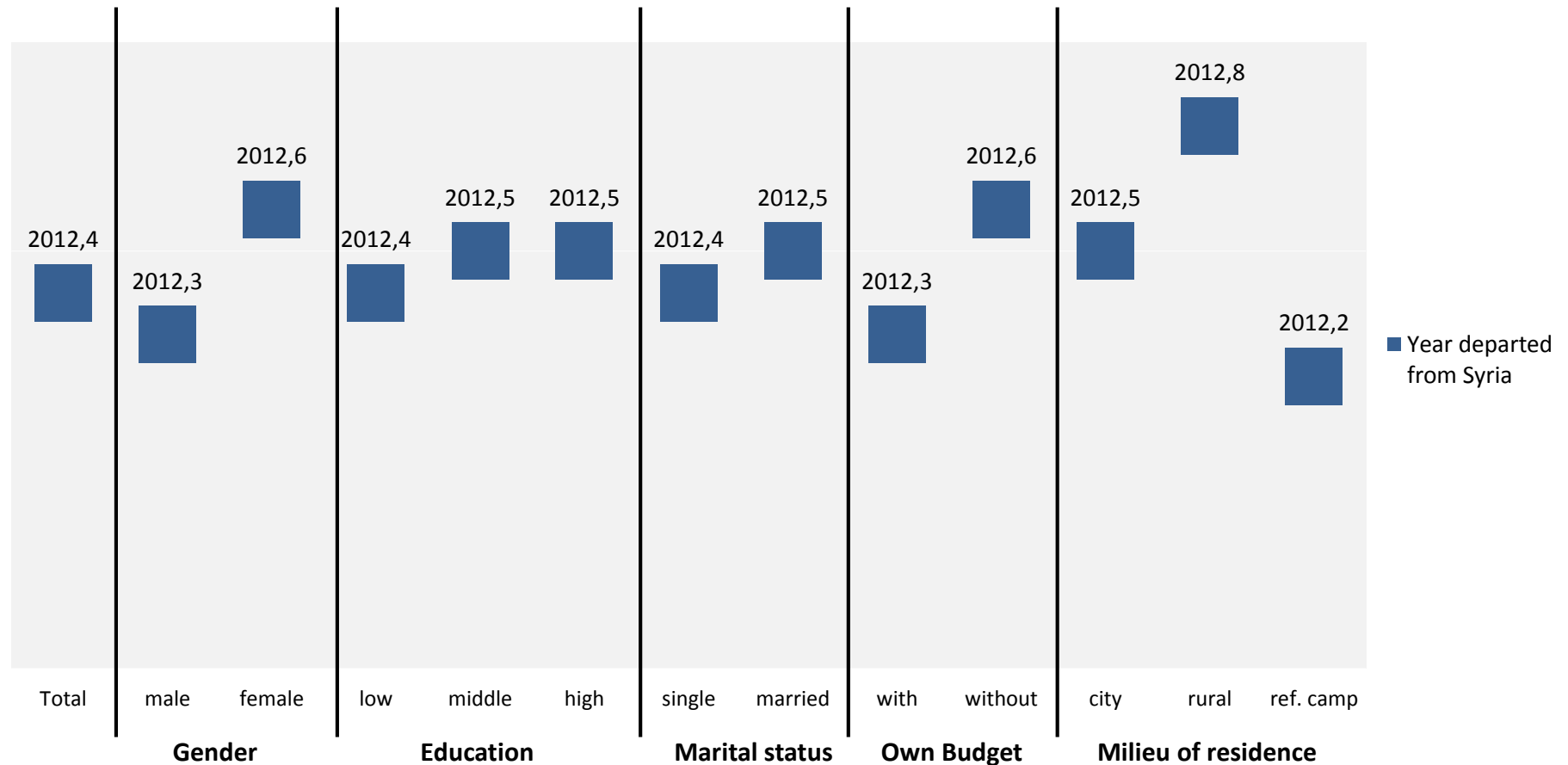
	Gender			Education			Marital status		Own budget		Milieu of residence		
	Total	male	female	low	middle	high	single	married	with	without	city	rural	refugee camp
To accept work in a refugee camp region of your country	47	55	38	45	48	49	50	44	57	36	46	40	56
To accept work in a refugee camp region in an Arab country	39	53	25	41	36	38	45	36	49	28	36	29	54
To accept work in a refugee camp region in Europe	38	51	25	38	38	38	46	32	47	28	38	24	41
To marry somebody with a different religion	8	12	4	7	10	12	13	5	13	3	11	8	2
To marry somebody who is significantly older than you	7	9	6	6	9	10	9	5	10	5	8	9	5

Q181: In order to change your current situation would you be ready...?

Universe: National population, 16 to 30 years/
Values in percent "(rather) agree"

REFUGEE SECTION

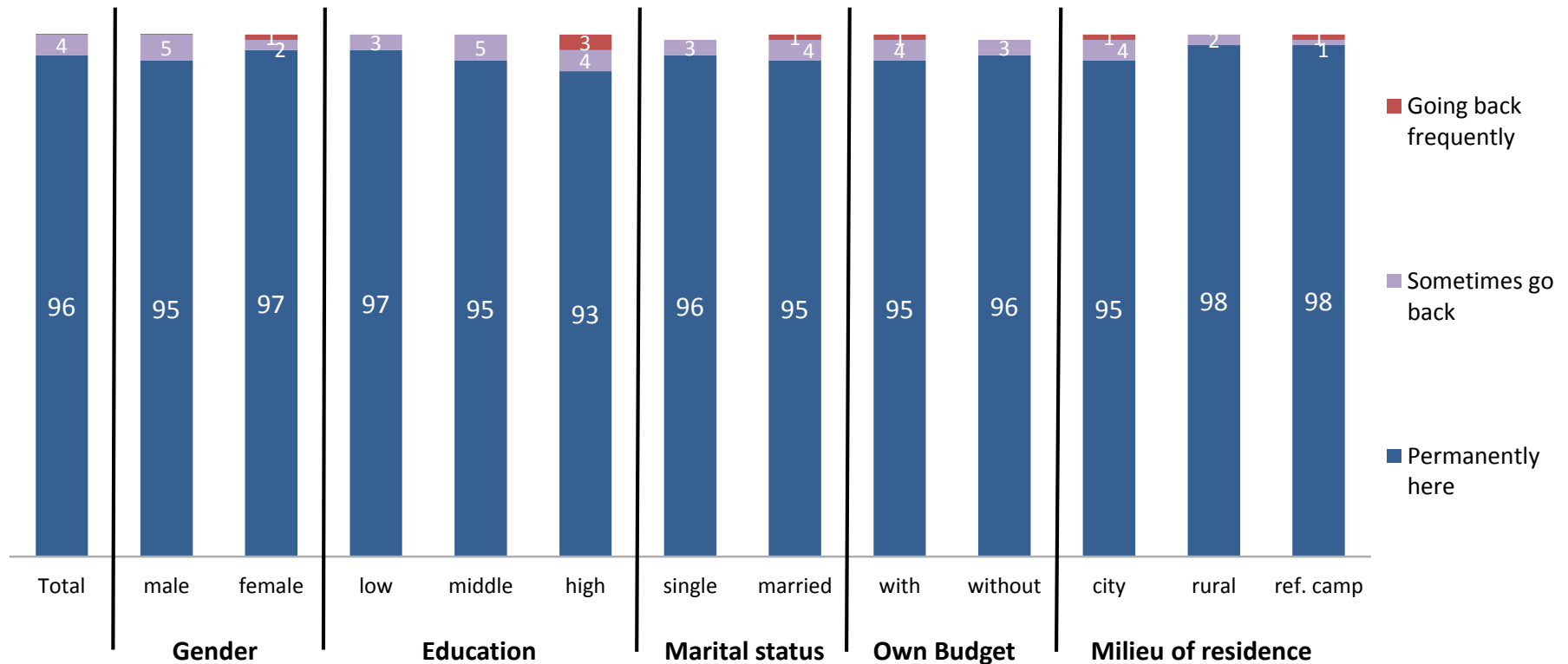
Syrian Refugees: Year of departure from Syria



Q185: When did you leave Syria (last departure)? Year

Universe: Syrian Refugees in Lebanon, 16 to 30 years/
Average values

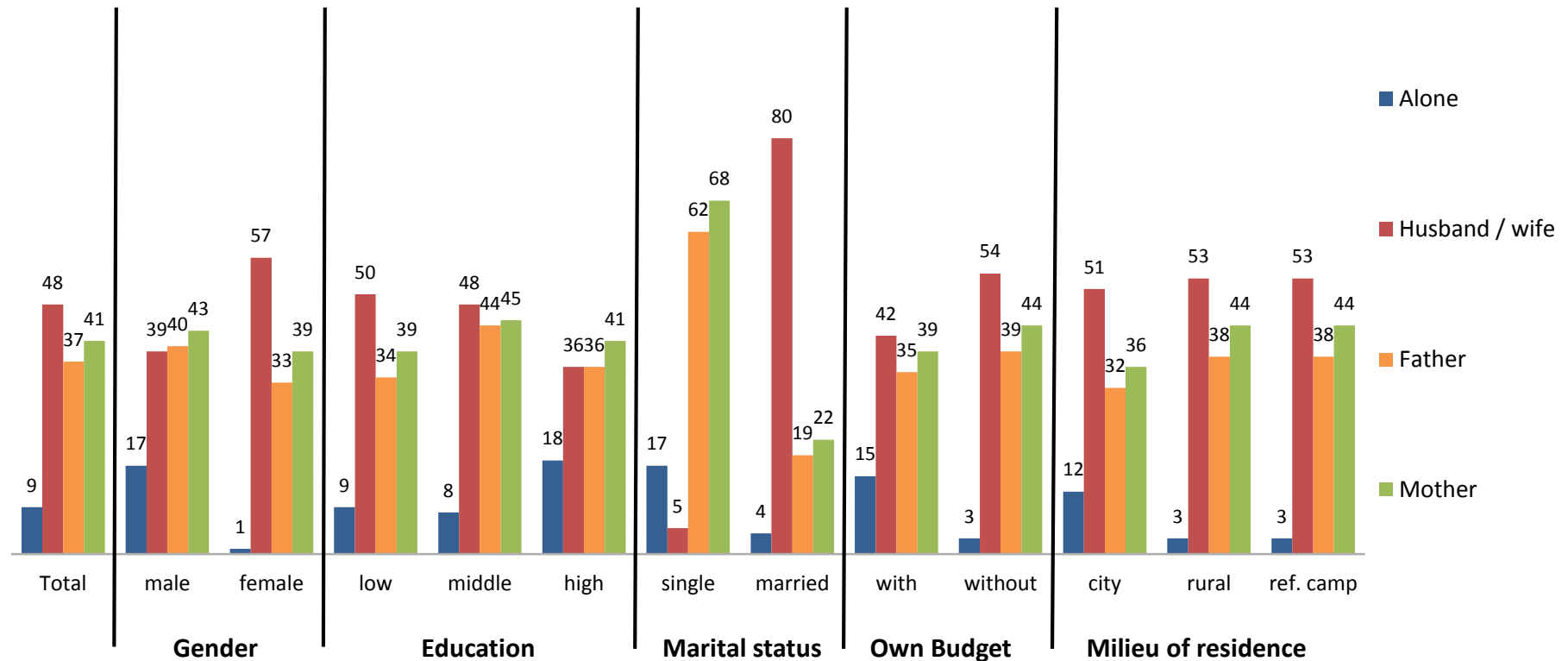
Syrian Refugees: Left for good?



Q186: Did you leave for good or are you still going back?

Universe: Syrian Refugees in Lebanon, 16 to 30 years/
Values in percent

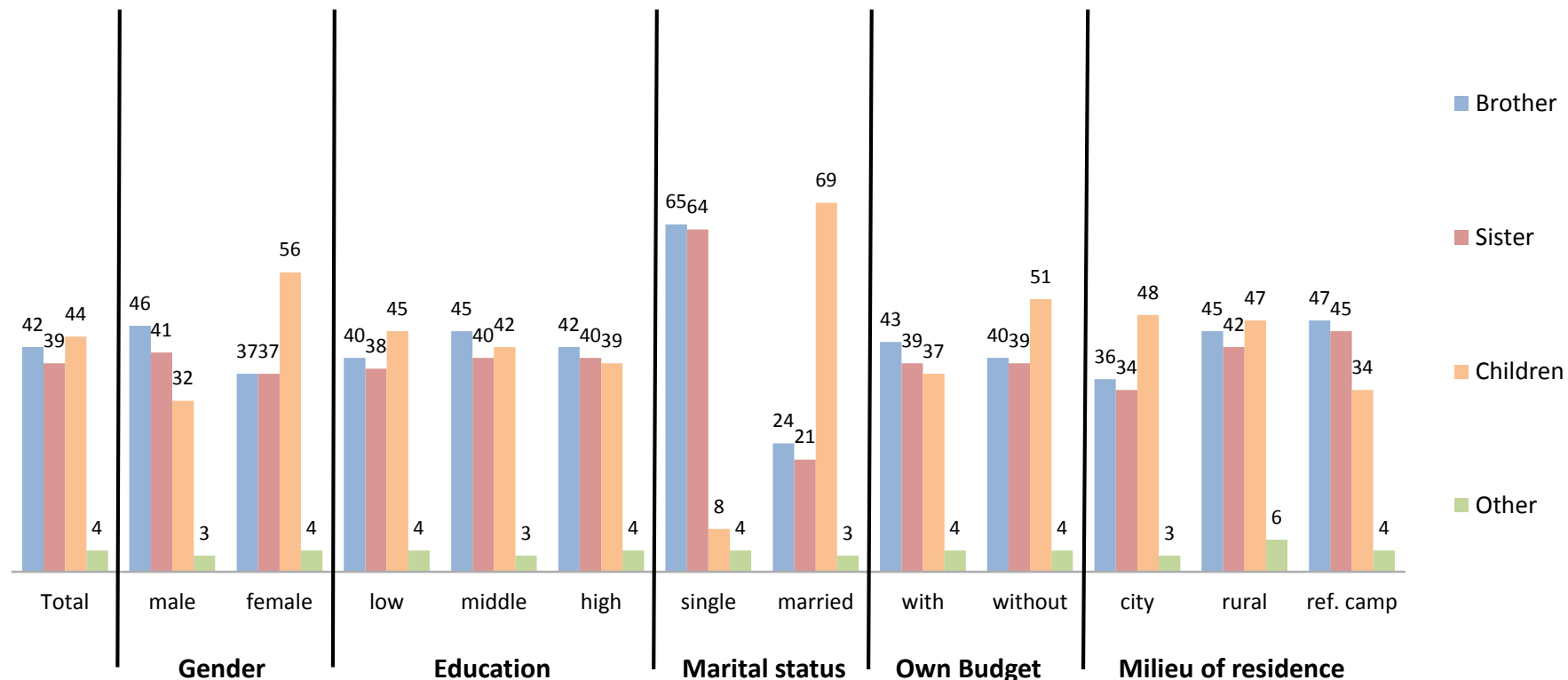
Syrian Refugees: Family members that left too (I)



Q187: Did other members of your family also come with you?

Universe: Syrian Refugees in Lebanon, 16 to 30 years
Values in percent

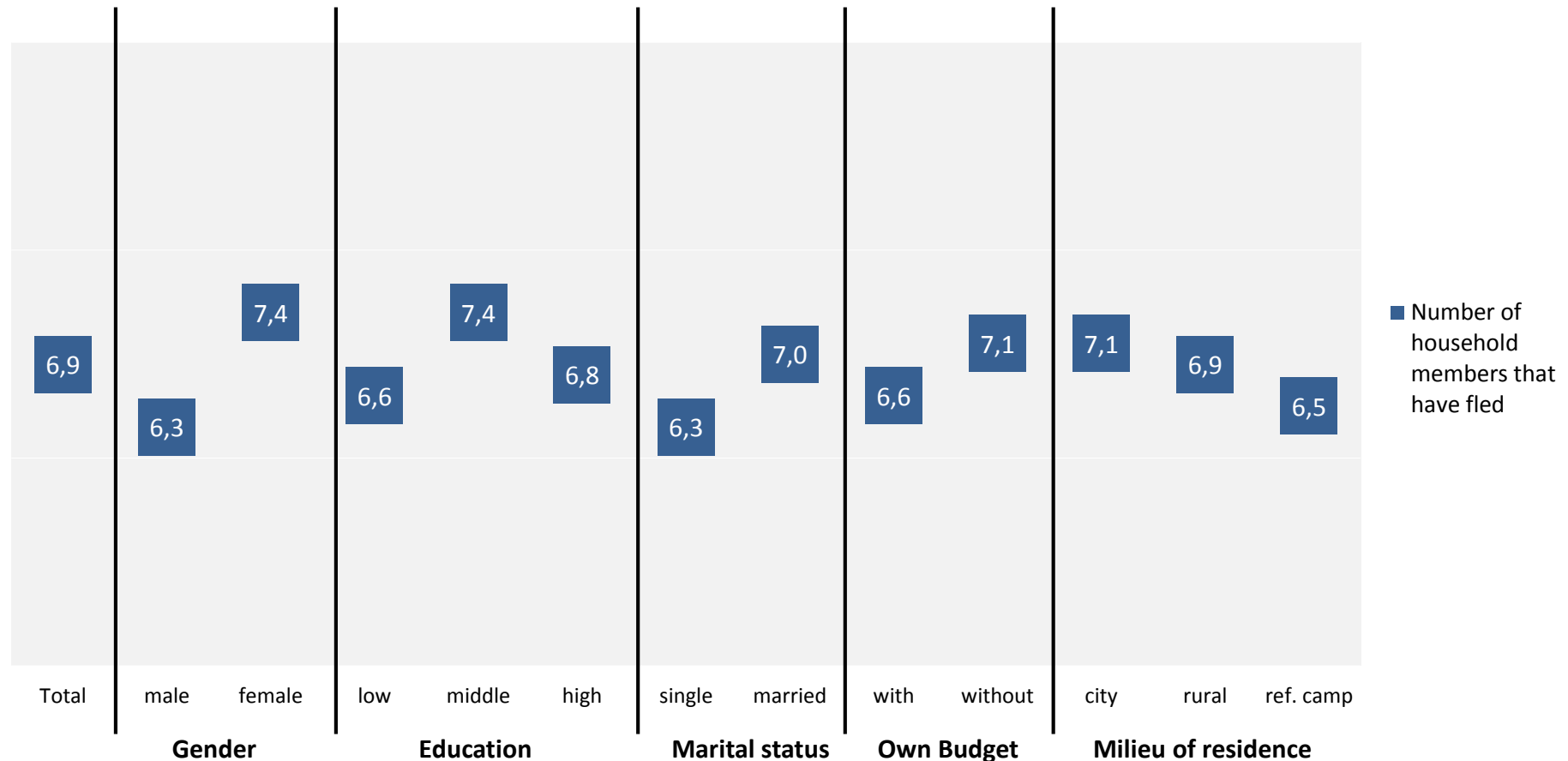
Syrian Refugees: Family members that left too (II)



Q187: Did other members of your family also come with you?

Universe: Syrian Refugees in Lebanon, 16 to 30 years
Values in percent

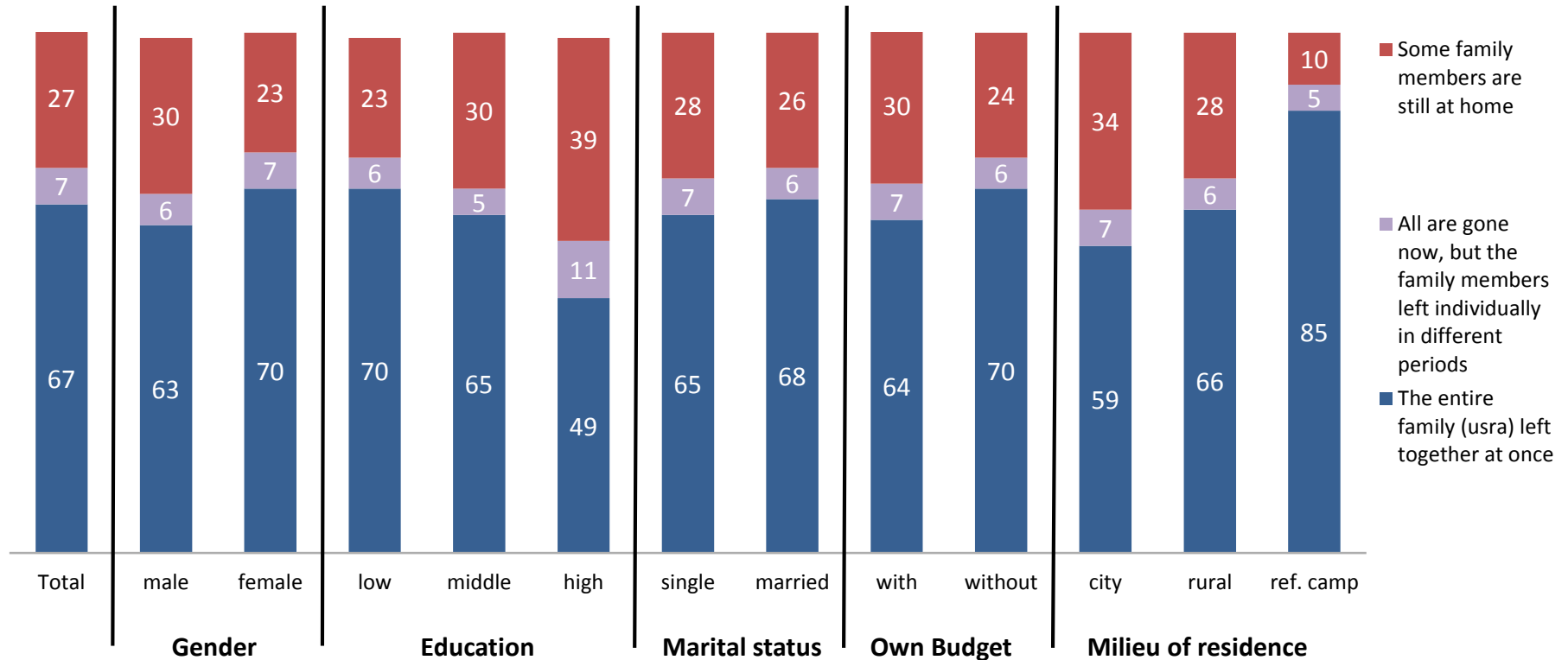
Syrian Refugees: Number of household members that have fled



Q188: How many members of your household (*usra*) have fled to this day?

Universe: Syrian Refugees in Lebanon, 16 to 30 years
Average values

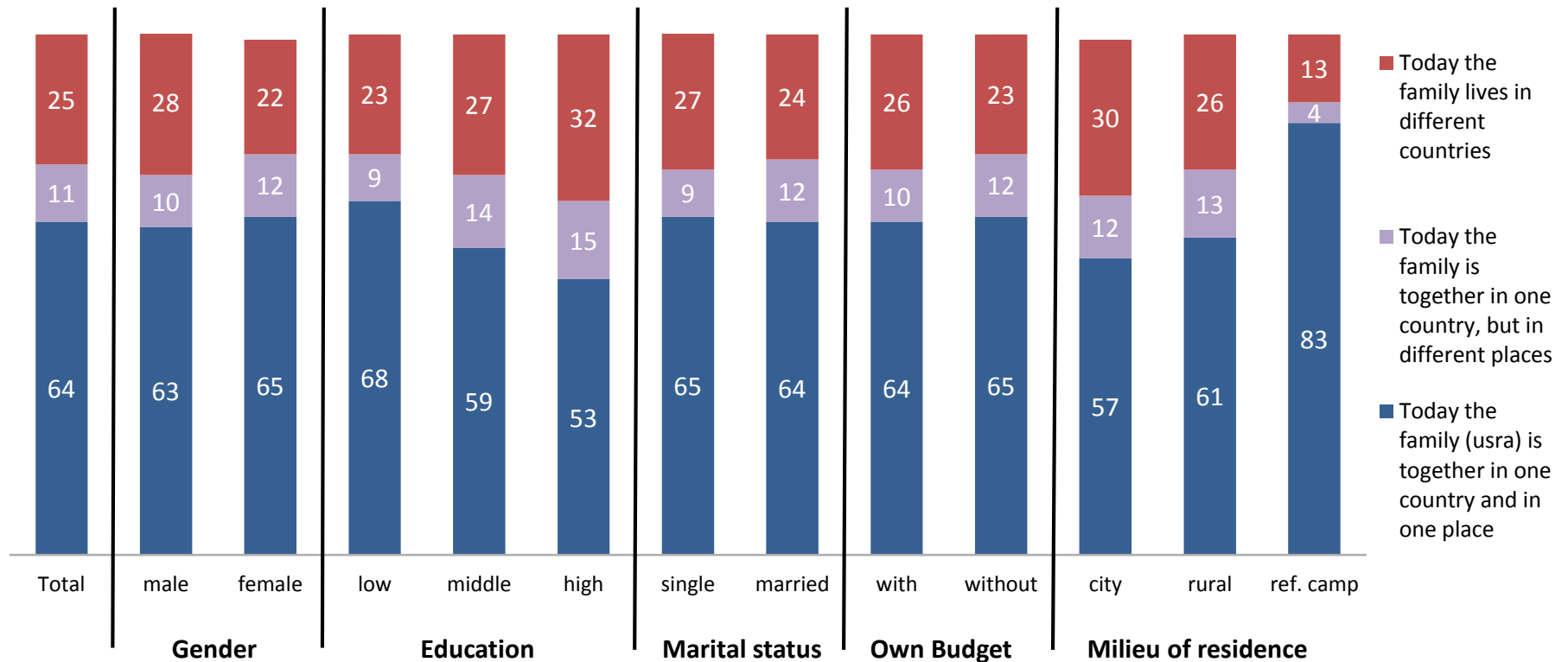
Syrian Refugees: Current situation of family



Q189: Please indicate the situation that fits best.

Universe: Syrian Refugees in Lebanon, 16 to 30 years/
Values in percent

Syrian Refugees: Current location of family members



Q190: What is your situation today?

Universe: Syrian Refugees in Lebanon, 16 to 30 years/
Values in percent

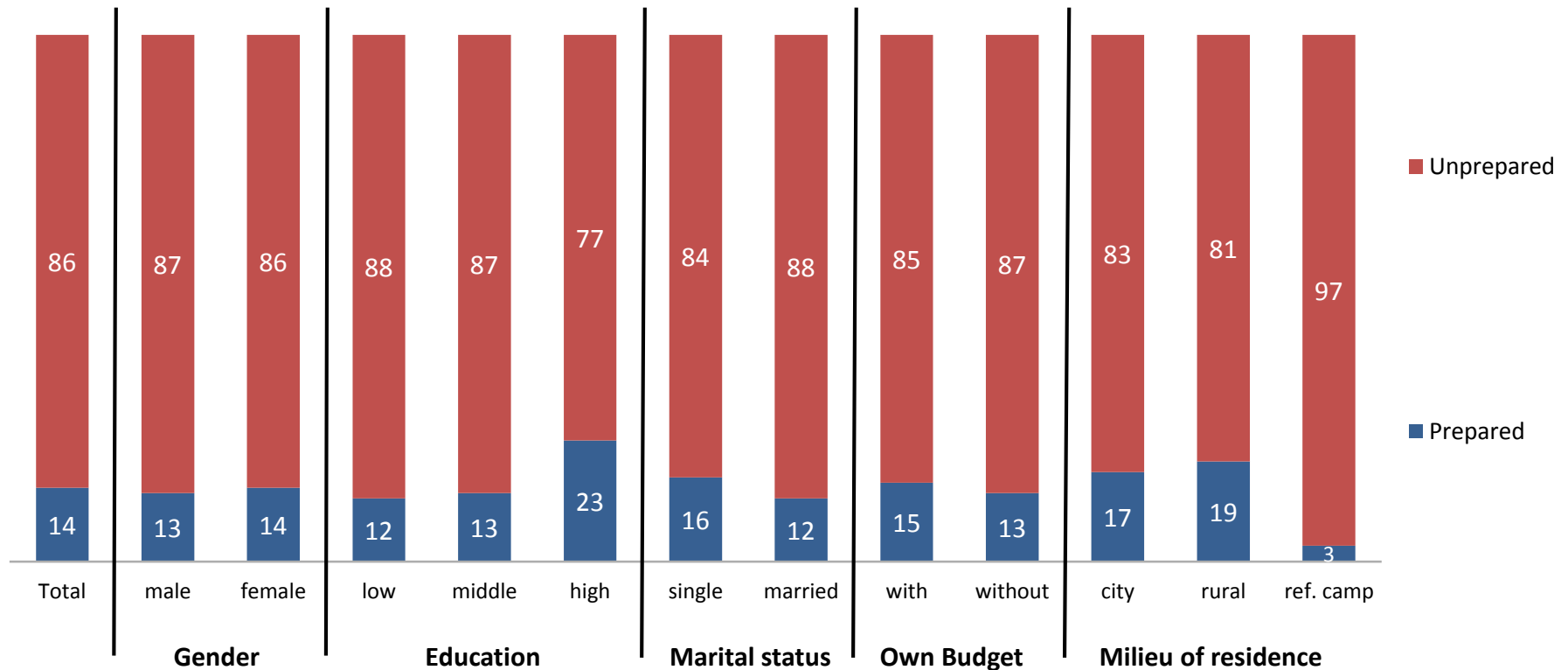
Syrian Refugees: Ultimate reasons to leave from home

	Gender			Education			Marital status		Own Budget		Milieu of residence		
	Total	male	female	low	middle	high	single	married	with	without	City	rural	refugee camp
I had to leave with my family	84	78	89	87	82	72	80	87	80	89	80	81	94
Immediate threat to life	81	79	81	83	74	76	82	80	79	81	76	76	90
House / apartment was destroyed	74	73	75	77	70	70	74	74	71	77	71	89	79
No income available and no resources left	87	86	88	89	81	84	87	86	85	87	84	81	95
Nothing left to eat, suffering hunger	78	79	79	84	70	76	77	81	75	82	73	76	93
Fear of being kidnapped	81	81	82	83	78	79	83	81	80	83	88	76	89
Uniting with family members	76	74	79	80	72	64	75	78	73	80	69	75	94
Avoiding forced recruitment	59	73	45	56	63	65	63	57	66	52	61	65	61
No prospects over there	76	78	74	78	71	77	76	76	77	74	71	74	91
Medical emergency	66	66	66	64	62	67	63	67	64	67	60	58	89

Q192: For yourself, what were the ultimate reasons to leave from your home?
Multiple answers possible

Universe: Syrian Refugees in Lebanon, 16 to 30 years/
Values in percent "(strongly) agree"

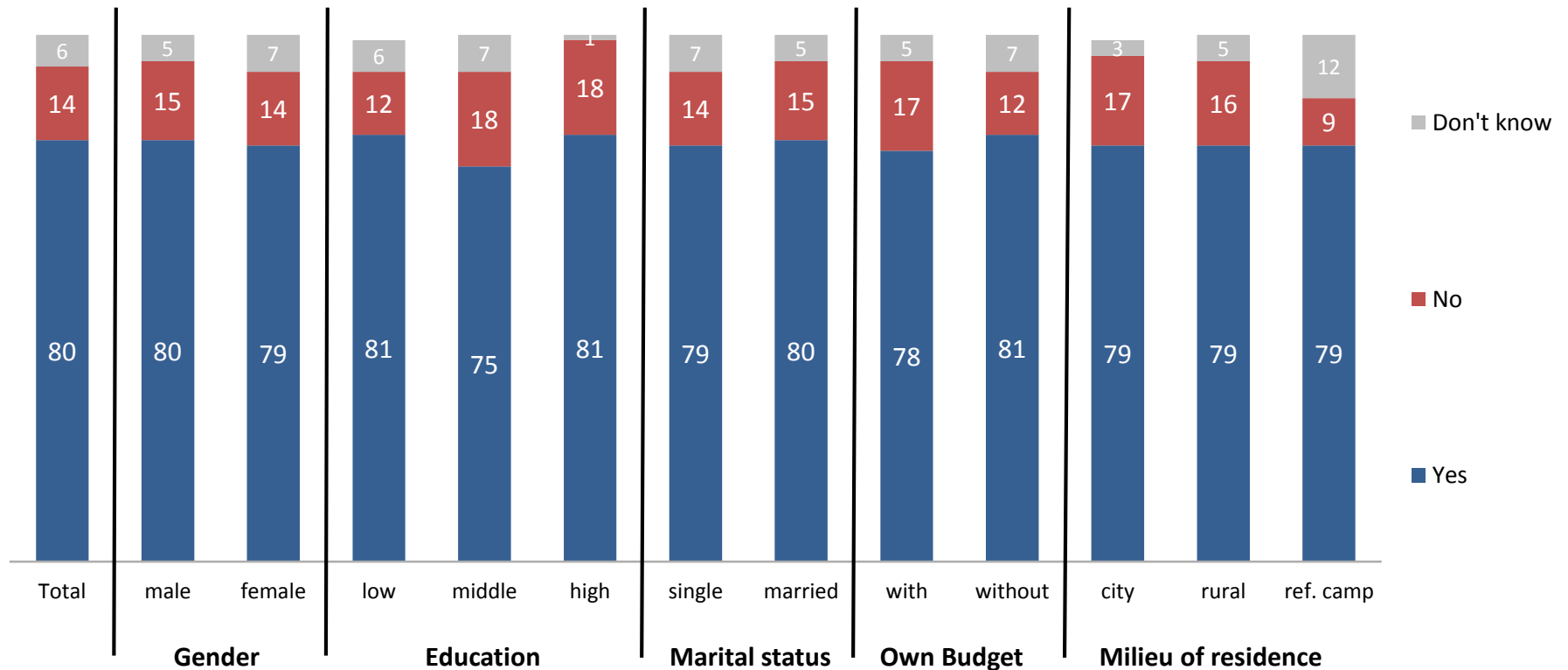
Syrian Refugees: Prepared or sudden decision?



Q193: Had you been able to prepare yourself to leave or was it a sudden decision?

Universe: Syrian Refugees in Lebanon, 16 to 30 years/
Values in percent

Syrian Refugees: Lost property



Q194: Has your household lost property?

Universe: Syrian Refugees in Lebanon, 16 to 30 years/
Values in percent

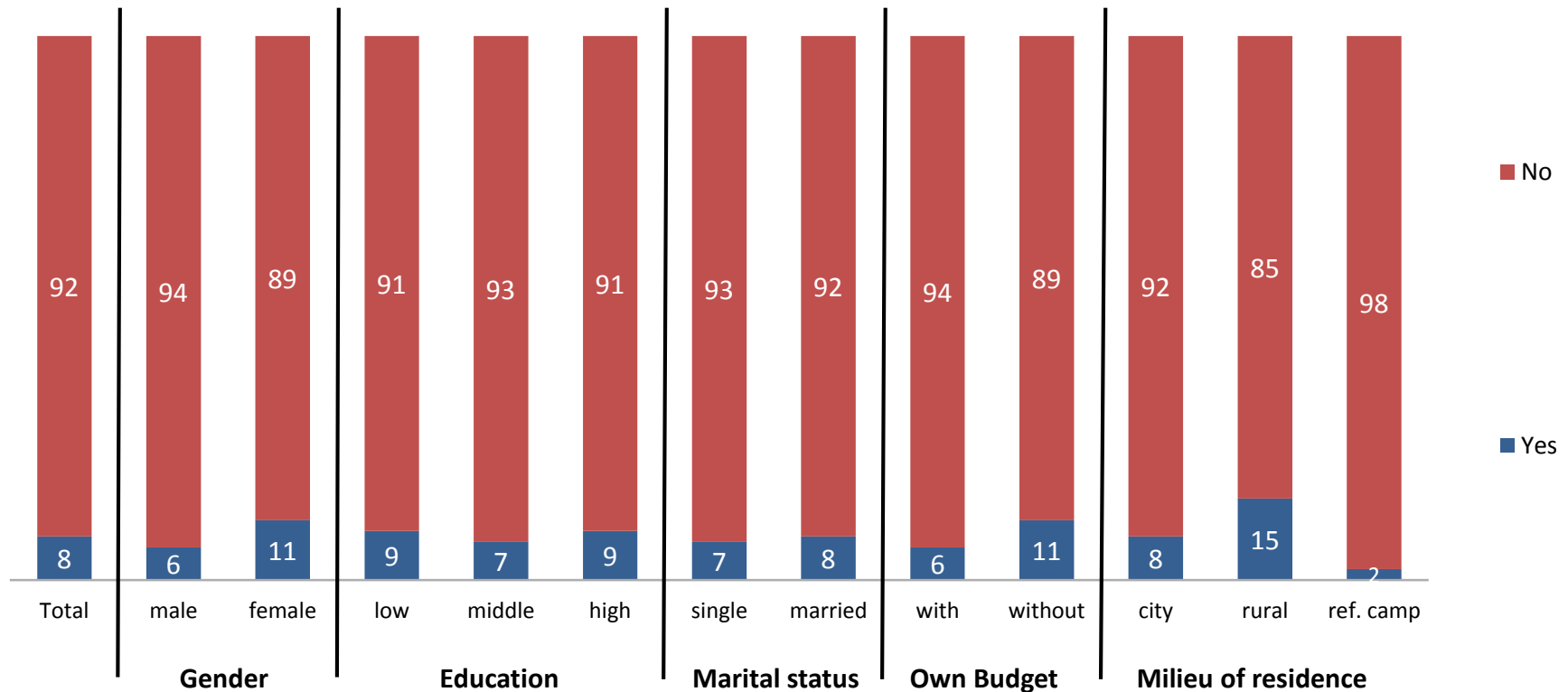
Syrian Refugees: Kind of property loss

	Gender			Education			Marital status		Own Budget		Milieu of residence		
	Total	male	female	low	middle	high	single	married	with	without	city	rural	refugee camp
House	91	91	90	92	87	89	90	91	90	91	89	98	88
Machinery	41	41	41	37	46	52	38	44	44	38	47	56	22
Car	26	27	24	23	29	38	24	27	28	24	31	35	14
Land	20	21	20	20	20	24	17	24	21	20	16	34	25
Animals	9	9	9	9	9	8	8	9	10	7	9	13	8
Valuables	21	20	23	16	30	32	22	21	23	20	26	11	20

Universe: Syrian Refugees in Lebanon, 16 to 30 years/ Basis: household lost property (Q194)
49 Values in percent

Q195: What is ultimately lost?

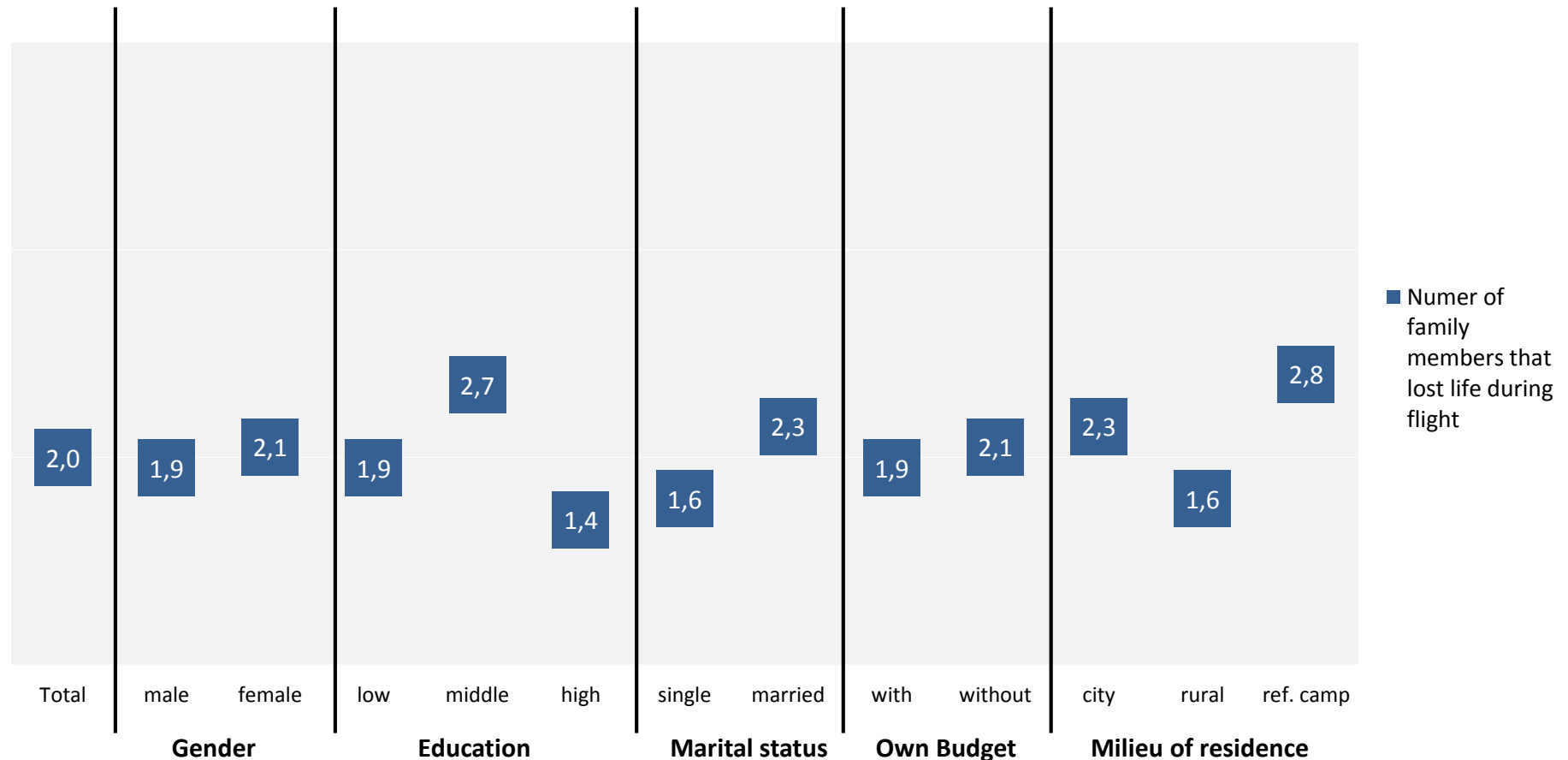
Syrian Refugees: Family member(s) lost life



Q196: Did anyone in your family lose his life during the flight?

Universe: Syrian Refugees in Lebanon, 16 to 30 years/
Values in percent

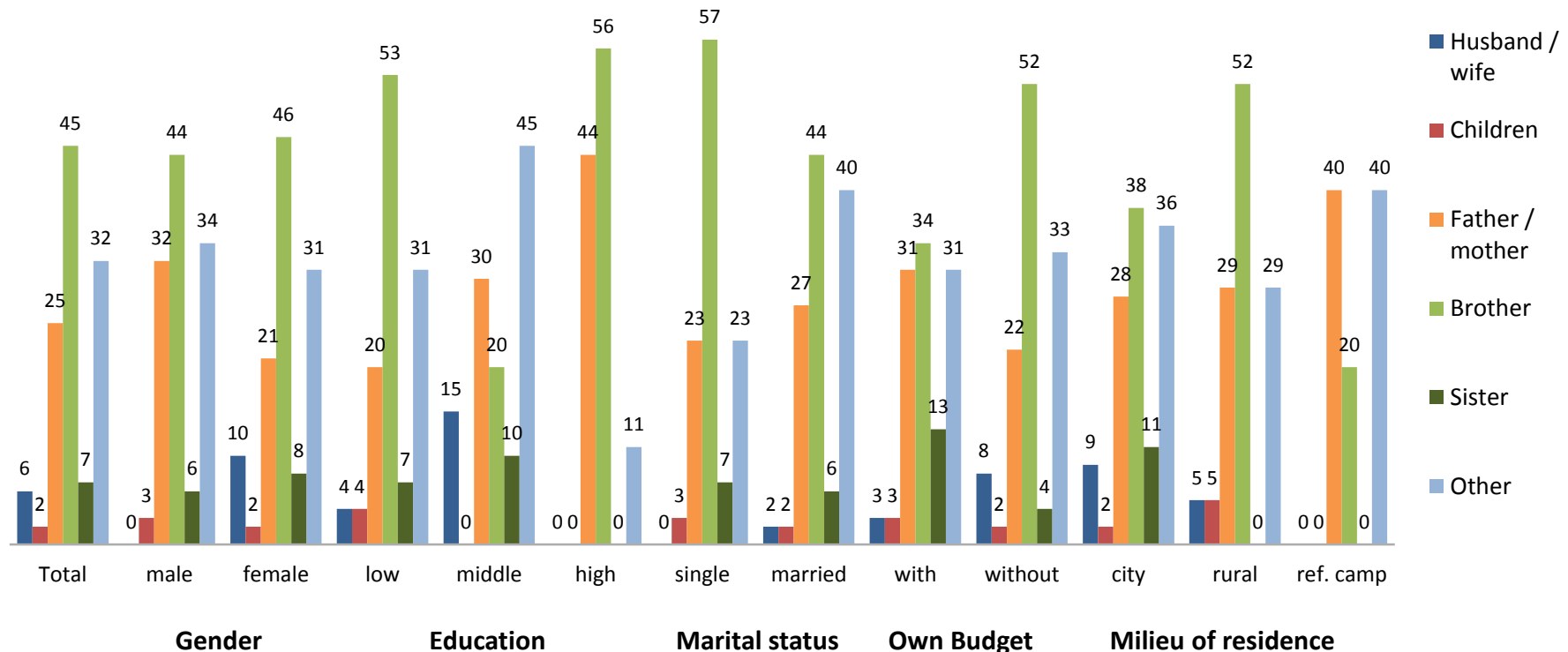
Syrian Refugees: Number of family members lost life



Q197: How many persons lost their life?

Universe: Syrian Refugees in Lebanon, 16 to 30 years
Basis: Respondents that lost family members (Q196)
Average values

Syrian Refugees: Family members that lost life



Q198: Who from your family lost their life during the flight?

Universe: Syrian Refugees in Lebanon, 16 to 30 years
Basis: Respondents that lost family members (Q196)
Values in percent

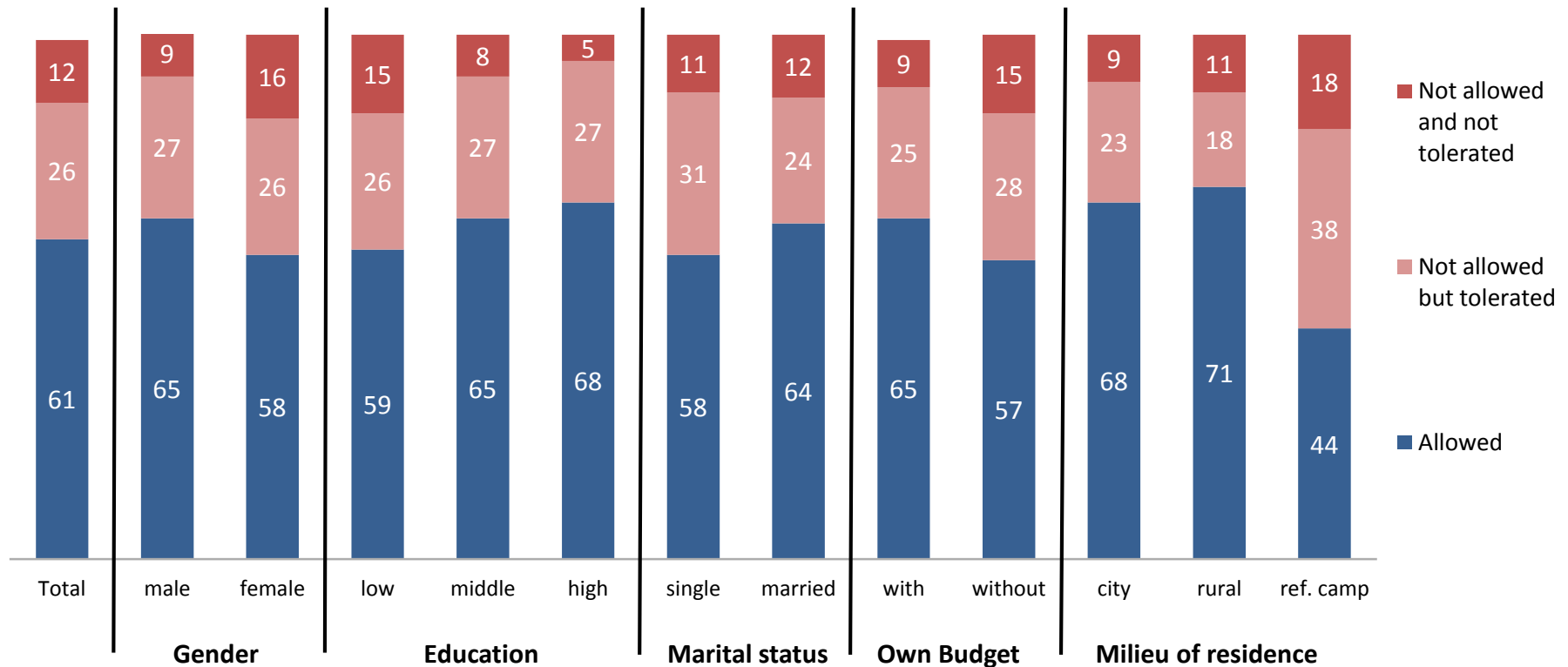
Syrian Refugees: Losing life

	Gender			Education			Marital status		Own Budget		Milieu of residence		
	Total	male	female	low	middle	high	single	married	with	without	city	rural	refugee camp
Violent attacks and fighting	81	66	90	82	95	44	77	83	72	87	85	67	80
Insufficient medical supply	2	3	2	2		11	3	2	3	2	2	5	
Infectious disease	5	9	2	4		22	7	2	6	4		14	20
Hunger	1	3				11	3		3			5	
Drowning													
Stress in situations of insecurity	1	3		2				2		2			
An age-related death	8	19	2	7	5	22	13	6	16	4	9	14	
Other													
Don't know	5	3	6	5		11	3	6	6	4	6	5	

Q199: What are the main reasons (that they lost their life)?
(Multiple answers possible)

Universe: Syrian Refugees in Lebanon, 16 to 30 years /Basis: Respondents that lost family members (Q196) / Values in percent

Syrian Refugees: Permission to work



Q201: Are you allowed to work?

Universe: Syrian Refugees in Lebanon, 16 to 30 years/
Values in percent

Syrian Refugees: Necessary conditions to return

	Gender			Education			Marital status		Own Budget		Milieu of residence		
	Total	male	female	low	middle	high	single	married	with	without	City	rural	refugee camp
Ceasefire in my local region	91	90	91	92	90	83	89	90	91	91	89	91	96
A comprehensive peace	92	91	91	92	88	91	93	91	91	91	91	91	97
Disarmament of the war parties	90	90	89	91	86	88	90	89	92	87	88	92	98
A stable government	86	84	87	88	81	86	87	86	86	86	84	87	93
A new political system	81	79	81	79	81	79	79	81	81	80	78	87	90
Restoration of infrastructure	87	87	87	88	85	86	88	87	89	85	86	89	97
Economic recovery in my home country	89	90	88	90	86	91	90	88	92	85	90	88	96
Establishment of a truth committee for reconciliation	84	84	84	84	84	83	84	85	86	82	84	80	97
Compensation payments for lost property	88	88	88	90	85	84	90	87	88	87	87	84	94
Amnesty for war crimes	79	79	79	79	78	75	77	80	77	81	75	81	91

Universe: Syrian Refugees in Lebanon, 16 to 30 years/
Values in percent "very / rather important"

Q202: What would be the necessary conditions for returning back home?

Syrian Refugees: Livelihood next 5 years – if staying

		Gender		Education			Marital status		Own Budget		Milieu of residence		
	Total	male	female	low	middle	high	single	married	with	without	City	rural	refugee camp
To get married as you wish	23	43	22	31	34	41	64	11	39	26	29	36	40
To find a good job	66	80	56	67	68	72	73	65	80	55	68	60	81
To complete your studies	25	24	26	19	35	37	28	23	27	23	32	19	16
To develop necessary skills	66	70	61	65	66	68	68	64	69	61	64	58	78
To own a place to live	53	56	49	51	54	60	54	52	55	50	55	61	45
To live together with your family	89	86	90	92	85	78	84	92	86	92	85	87	98

Universe: Syrian Refugees in Lebanon, 16 to 30 years
Values in percent "(very) likely"

Q203: If you stay where you are, how likely are you...?

Syrian Refugees: Livelihood next 5 years – if leaving

	Gender			Education			Marital status		Own Budget		Milieu of residence		
	Total	male	female	low	middle	high	single	married	with	without	city	rural	refugee camp
To get married as you wish	31	41	19	31	27	41	59	10	38	23	27	36	34
To find a good job	63	79	48	61	66	66	71	58	75	51	66	58	68
To complete your studies	35	34	34	28	44	45	37	32	37	31	43	32	18
To develop necessary skills	67	74	60	65	70	71	71	65	73	61	67	60	77
To own a place to live	58	61	54	55	61	64	60	55	59	55	62	59	48
To live together with your family	77	74	81	78	76	72	72	80	75	80	76	75	85

Universe: Syrian Refugees in Lebanon, 16 to 30 years
Values in percent "(very) likely"

Q203: If you leave to Europe, how likely are you... ?

Syrian Refugees: Statements

Areas	Total	Gender		Education			Marital status		Own Budget		Milieu of residence		
		male	female	low	middle	high	single	married	with	without	city	rural	refugee camp
The people over there understand us and will help us	46	48	43	47	46	42	49	45	47	44	44	34	55
Integration is possible, even if it takes time	48	54	42	48	48	55	52	45	55	40	46	46	63
We always remain foreigners. Only the next generation might be integrated	40	40	41	41	42	35	38	43	41	41	38	25	55
You just need a partner in Europe and marry him/her and you are at home	19	23	14	15	24	27	24	15	24	13	20	28	11
Once you posses the right passport everything else is of no importance	36	40	31	35	38	34	42	32	43	29	37	40	28
If you have work you will manage	63	66	58	64	61	56	68	58	67	57	59	57	75
You need language skills in order to find work	69	69	70	72	65	60	71	68	71	67	64	55	88
It will take years to be able to speak the language	57	58	56	62	53	42	58	57	59	55	50	50	75

Q204: In Europe people might be happy or anxious about refugees – to what extent do you agree with the following statements?

Universe: Syrian Refugees in Lebanon, 16 to 30 years
Values in percent “(strongly) agree”

Syrian Refugees: Statements

	Gender			Education			Marital status		Own Budget		Milieu of residence		
	Total	male	female	low	middle	high	single	married	with	without	city	rural	refugee camp
I am tired	23	24	22	23	25	18	22	24	25	21	29	14	13
I need to recover	26	25	26	27	22	26	30	22	22	29	21	20	35
I am just hoping for a safe situation	36	30	42	41	27	30	32	39	29	44	28	37	59
I am ready to work even harder	29	39	20	29	29	28	34	26	37	20	27	31	39
I am ready to learn a new language	16	16	16	15	17	21	20	14	18	14	18	9	18
I am ready to adjust to a new cultural environment	16	19	12	14	17	20	19	13	18	13	15	12	21
No answer	3	2	3	3	2	3	2	3	2	4	4	1	1

Q205: If you would have to assess your remaining energy for the tasks of the next three months, what would describe your situation?

Universe: Syrian Refugees in Lebanon, 16 to 30 years
Values in percent