

# Youth in the MENA region: Coping with Uncertainty Palestine

A survey by Friedrich Ebert Foundation  
in cooperation with  
TNS Infratest Political Research  
and the University of Leipzig

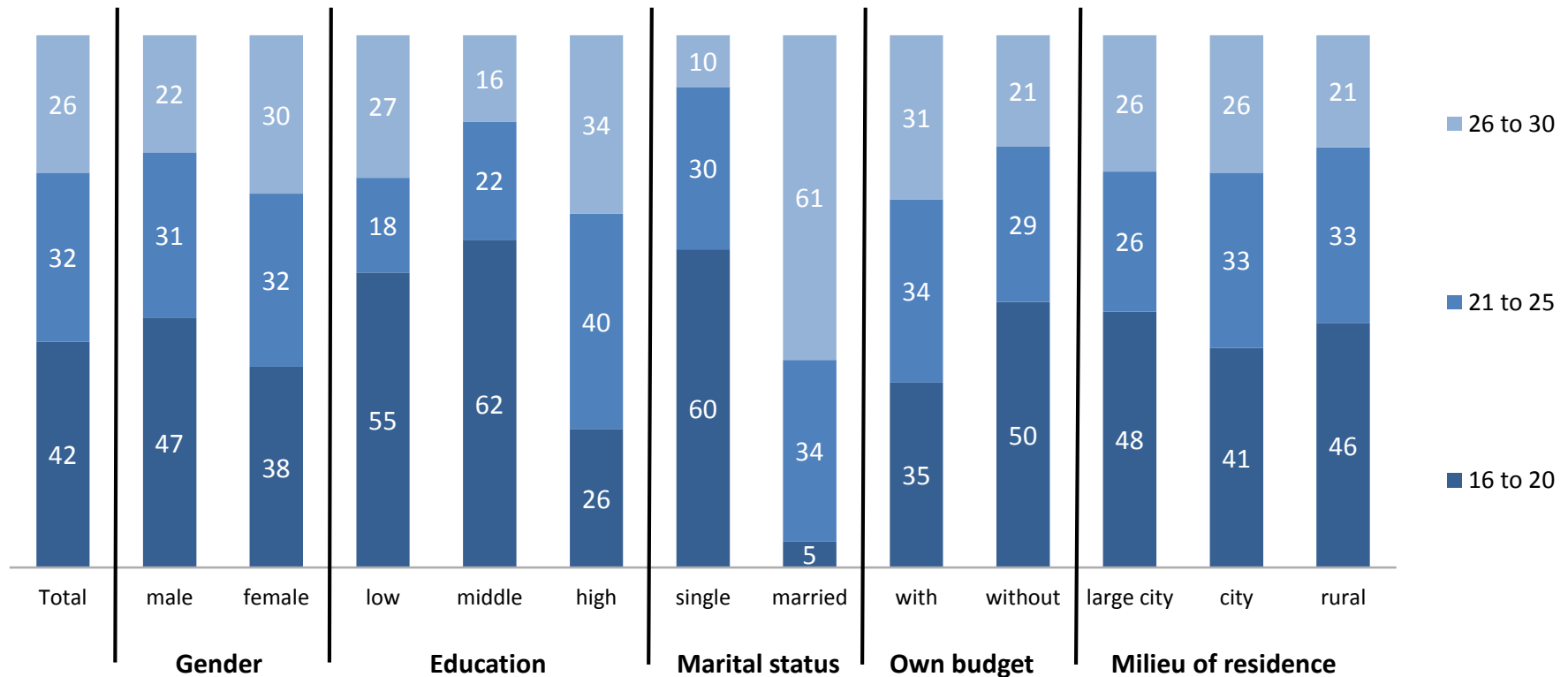
July 2017

## Methodological overview

Universe	Population in <b>Palestine</b> , 16 to 30 years
Sample	Quota per <b>age, gender, and region</b>
Sample size	<b>1,001</b> respondents (weighted 1,000)
Fieldwork period	<b>May - July 2016</b>
Method of Data Collection	<b>CAPI</b> (computer assisted personal interview) / <b>PAPI</b> (paper and pencil interview)
Conducting Institutes	Data Collection: <b>JMCC, Palestine</b> Analysis and Reporting: TNS Infratest Political Research

## PERSONAL SITUATION

## Palestine: Age



Q4: Can you please tell me your year of birth?

Universe: National population, 16 to 30 years/  
Values in percent



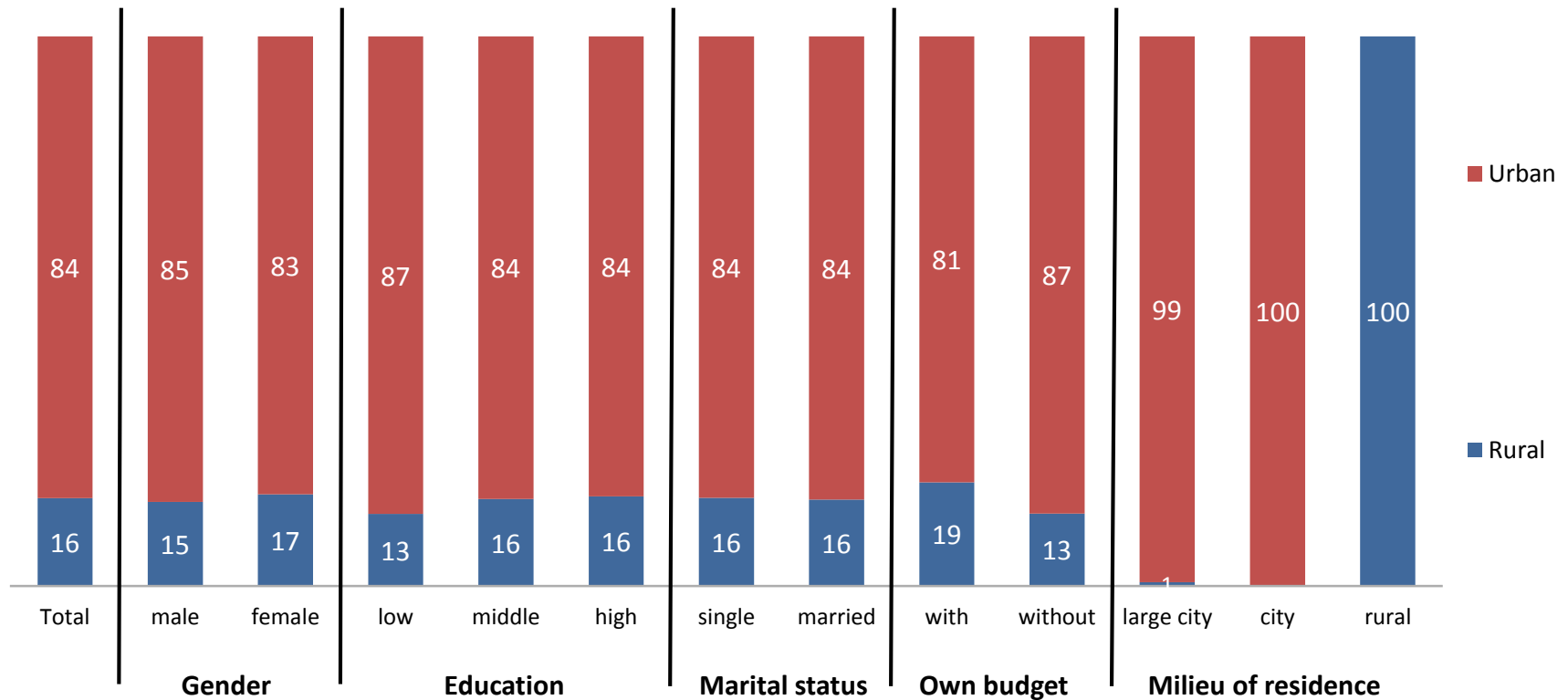
## Palestine: Milieu of residence

	Gender			Education			Marital status		Own budget		Milieu of residence		
	Total	male	female	low	middle	high	single	married	with	without	large city	city	rural
Refugee camp	10	9	11	21	7	11	9	12	9	10			
Hamlet < 50													
Village 50 – 1,000	1	1	2			2	1	1	1	1			7
Rural centre 1,001 – 20,000	45	47	42	36	47	43	46	42	44	45		52	93
Small city 20,001 - 100,000	28	27	29	22	30	26	29	27	27	29		48	
Medium-sized city 100,001 - 500,000	16	16	17	21	15	17	16	18	19	14	100		
Large city > 500,000													

Q5: Which is your milieu of residence?

Universe: National population, 16 to 30 years/  
Values in percent

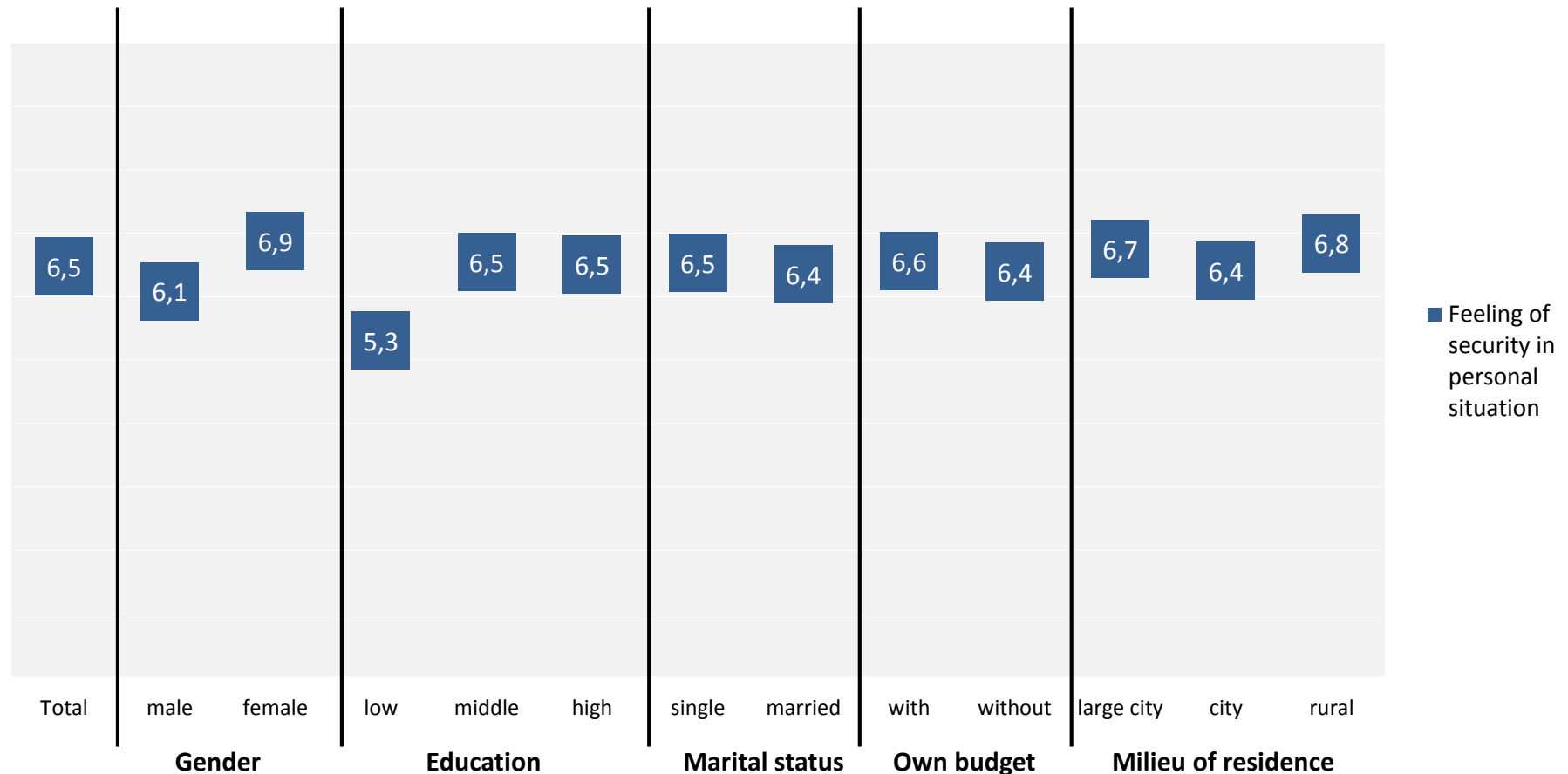
## Palestine: Fieldwork area



Q7: Please select the fieldwork area

Universe: National population, 16 to 30 years/  
Values in percent

## Palestine: Personal situation - Feeling of security overall



Q9: If you consider your personal situation in all its parts and aspects today (school / job, family, economic situation, political transformations, future developments, etc.), all in all, do you feel rather secure or rather insecure? Please rate your situation on a scale from 1 (not at all secure) to 10 (totally secure).

Universe: National population, 16 to 30 years/  
Average values

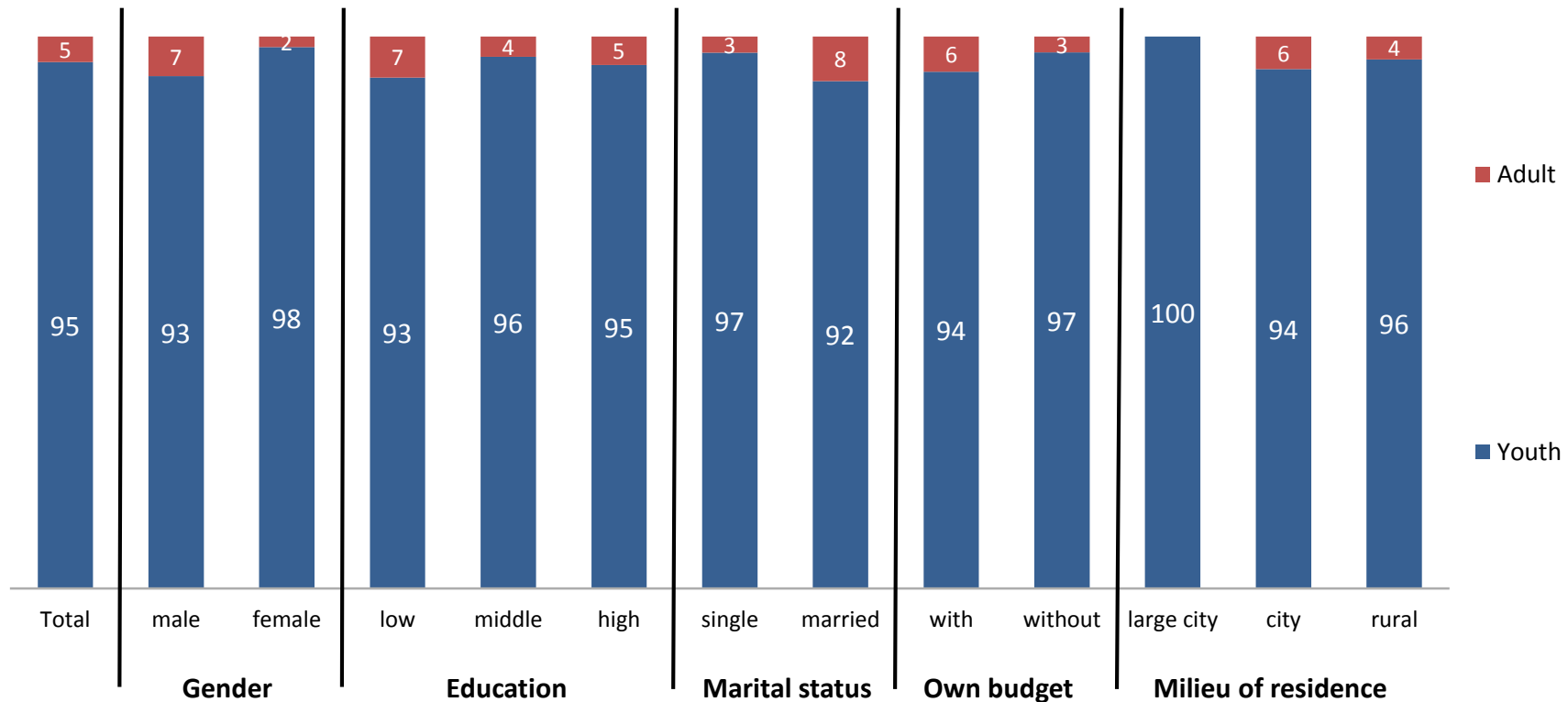
## Palestine: Areas of security

	Gender			Education			Marital status		Own budget		Milieu of residence		
	Total	male	female	low	middle	high	single	married	with	without	large city	city	rural
My economic situation	5,5	5,2	5,9	3,5	5,6	5,6	5,6	5,2	5,7	5,3	5,6	5,5	6,0
My health status	8,1	8,1	8,1	7,5	8,3	8,0	8,3	7,7	8,2	8,1	8,4	8,1	8,7
My emotions	7,0	6,8	7,2	6,4	7,1	7,0	7,0	7,1	7,1	7,0	6,9	7,1	7,2
My exposure to violence	6,8	6,3	7,3	6,0	7,0	6,7	6,8	6,9	7,0	6,6	7,2	6,7	7,1
My access to food	7,5	7,3	7,7	5,5	7,5	7,7	7,6	7,2	7,8	7,2	7,9	7,4	8,0
The future of my family	6,9	6,7	7,2	5,0	7,0	7,0	7,1	6,6	7,1	6,7	6,9	6,8	7,6
The probability of armed conflict	4,9	4,7	5,0	3,8	4,9	4,9	4,9	4,7	5,1	4,7	5,3	4,8	5,1
My future professional career	5,3	5,2	5,4	3,8	5,5	5,2	5,6	4,7	5,6	4,9	5,2	5,2	5,9

Q10: Can you specify the area of security: I feel secure / insecure in the following fields:  
Please rate your situation on a scale from 1 (not at all secure) to 10 (totally secure).

Universe: National population, 16 to 30 years/  
Average values

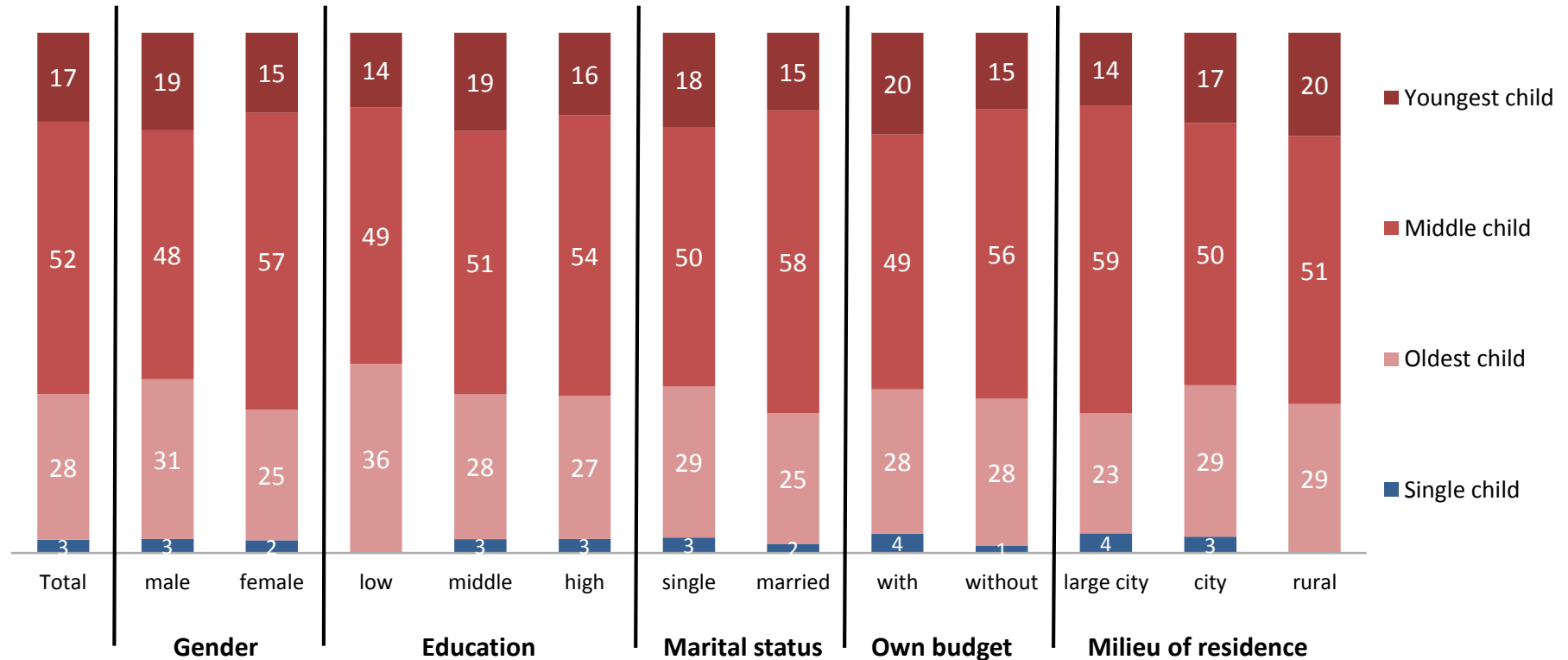
## Palestine: Belonging to youths or adults



Q11: Would you consider yourself to belong to the youths or to the group of adults?

Universe: National population, 16 to 30 years/  
Values in percent

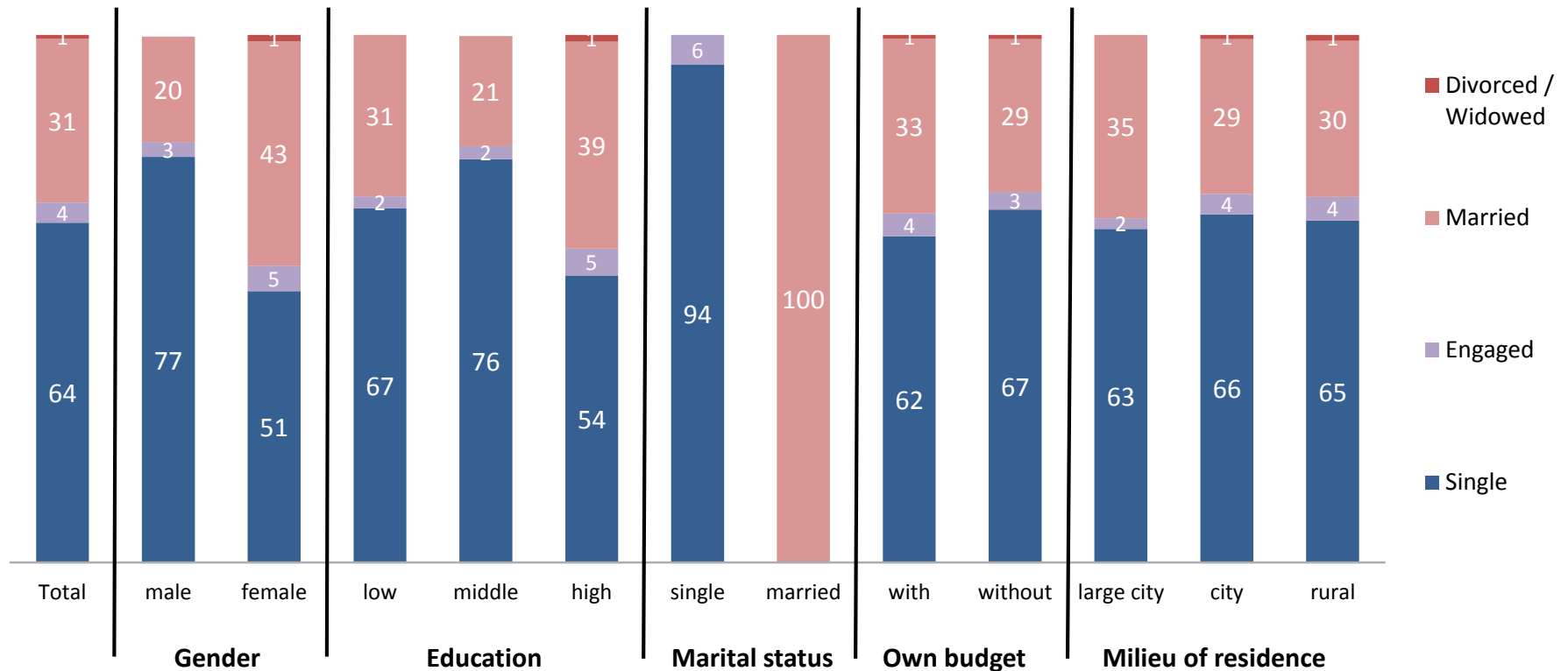
## Palestine: Birth sequence



Q13: Birth sequence: Are you single child, oldest child, middle child or youngest child?

Universe: National population, 16 to 30 years/  
Values in percent

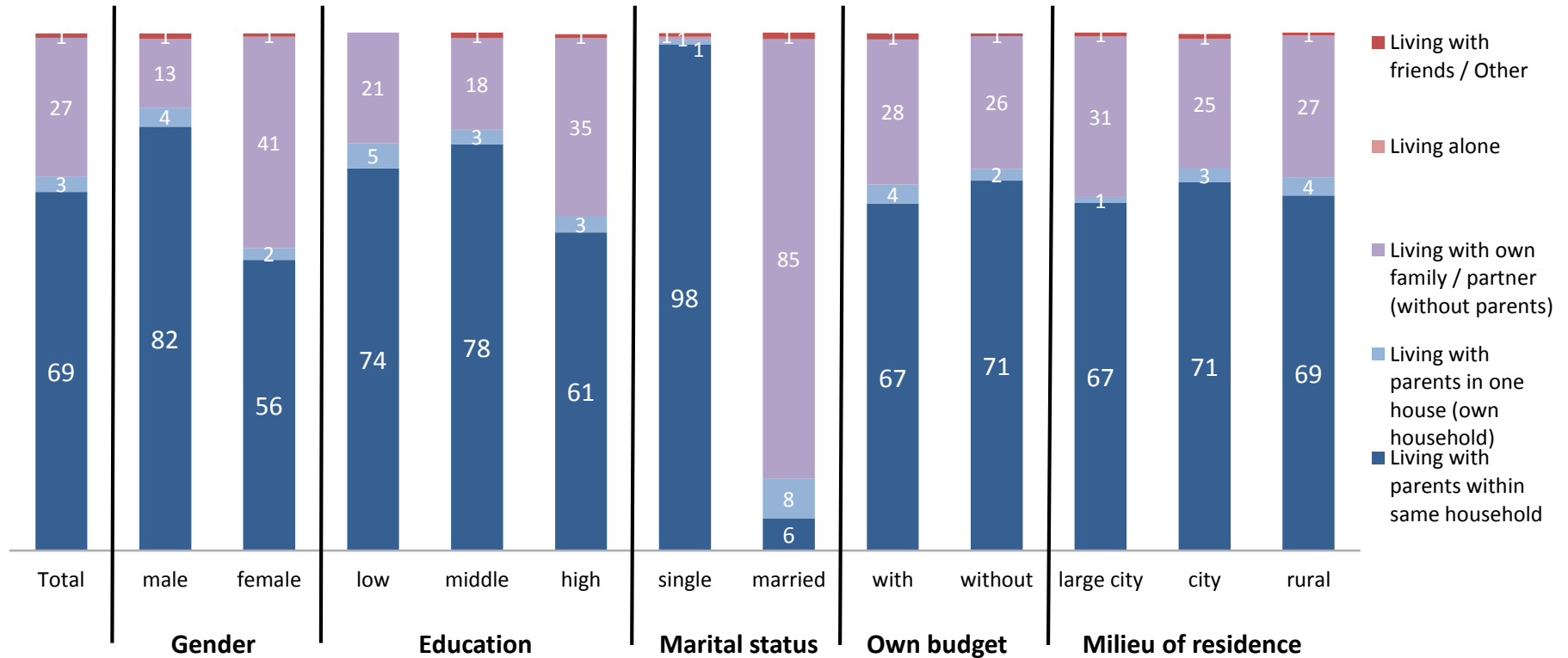
## Palestine: Marital status



Q14: Marital status: Are you...?

Universe: National population, 16 to 30 years/  
Values in percent

## Palestine: Living situation

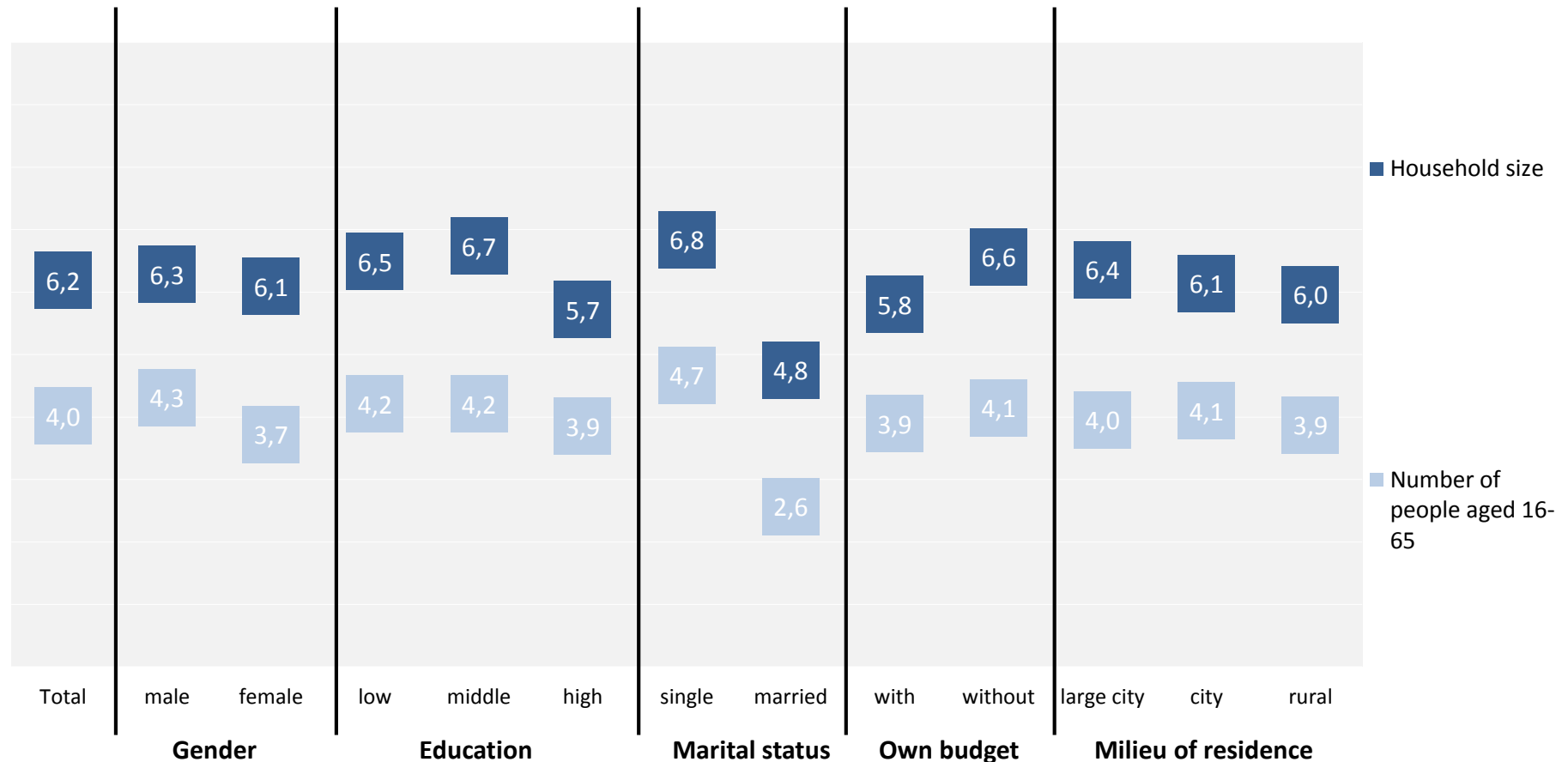


Q15: What is your current living situation?

Universe: National population, 16 to 30 years/  
Values in percent



## Palestine: Household size



Q16: Including yourself: how many people live in your household?

Q17: Among those: how many people are between 16 and 65 years old including yourself?

Universe: National population, 16 to 30 years/

Basis: Respondents not living on their own/

Average values

## Palestine: Head of household

		Gender		Education			Marital status		Own budget		Milieu of residence		
	Total	male	female	low	middle	high	single	married	with	without	large city	city	rural
Myself	11	20	2	27	9	12	3	30	20	3	9	12	9
My husband / wife	20	1	39	9	12	27	0	63	15	24	25	17	22
My father	61	71	51	54	71	53	86	5	60	62	57	62	65
My mother	9	11	7	19	9	8	12	1	8	10	11	9	4
Nobody	0		0			0	0		0				
Somebody else	3	2	5		3	4	3	4	2	4	2	4	1

Q18: Who is the head of household among the people you are living with?  
Multiple answers possible

Universe: National population, 16 to 30 years/  
Basis: Respondents not living on their own/ Values in percent

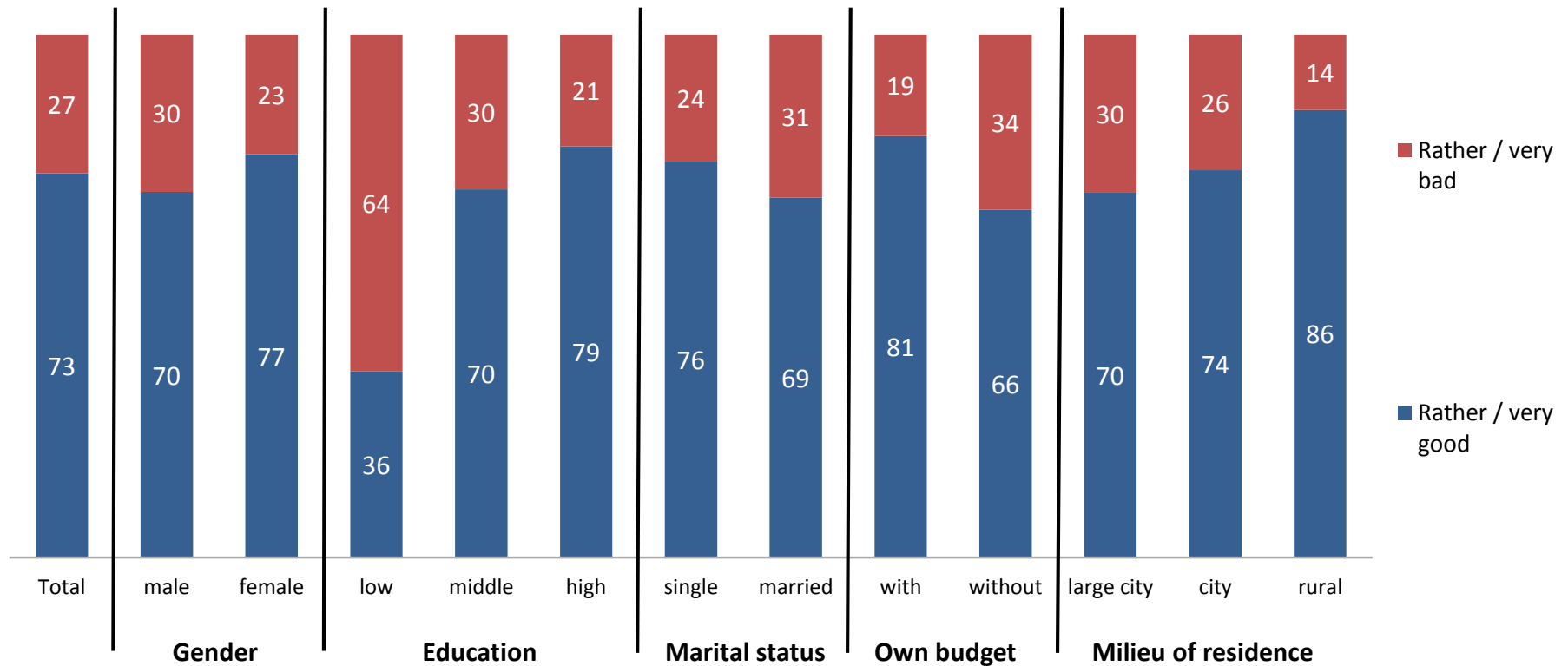
## Palestine: Manager of everyday household affairs

		Gender		Education			Marital status		Own budget		Milieu of residence		
	Total	male	female	low	middle	high	single	married	with	without	large city	city	rural
Myself	15	21	8	31	11	16	4	38	21	8	14	15	13
My husband / wife	19	4	36	9	12	26	0	62	16	22	24	17	19
My father	57	67	46	48	67	50	81	4	56	58	54	60	56
My mother	19	22	17	27	20	18	28	1	16	22	20	17	22
Somebody else	4	2	6	3	4	4	4	5	3	5	4	4	1

Q19: Who manages everyday affairs for your household?  
Multiple answers possible

Universe: National population, 16 to 30 years/  
Basis: Respondents not living on their own/ Values in percent

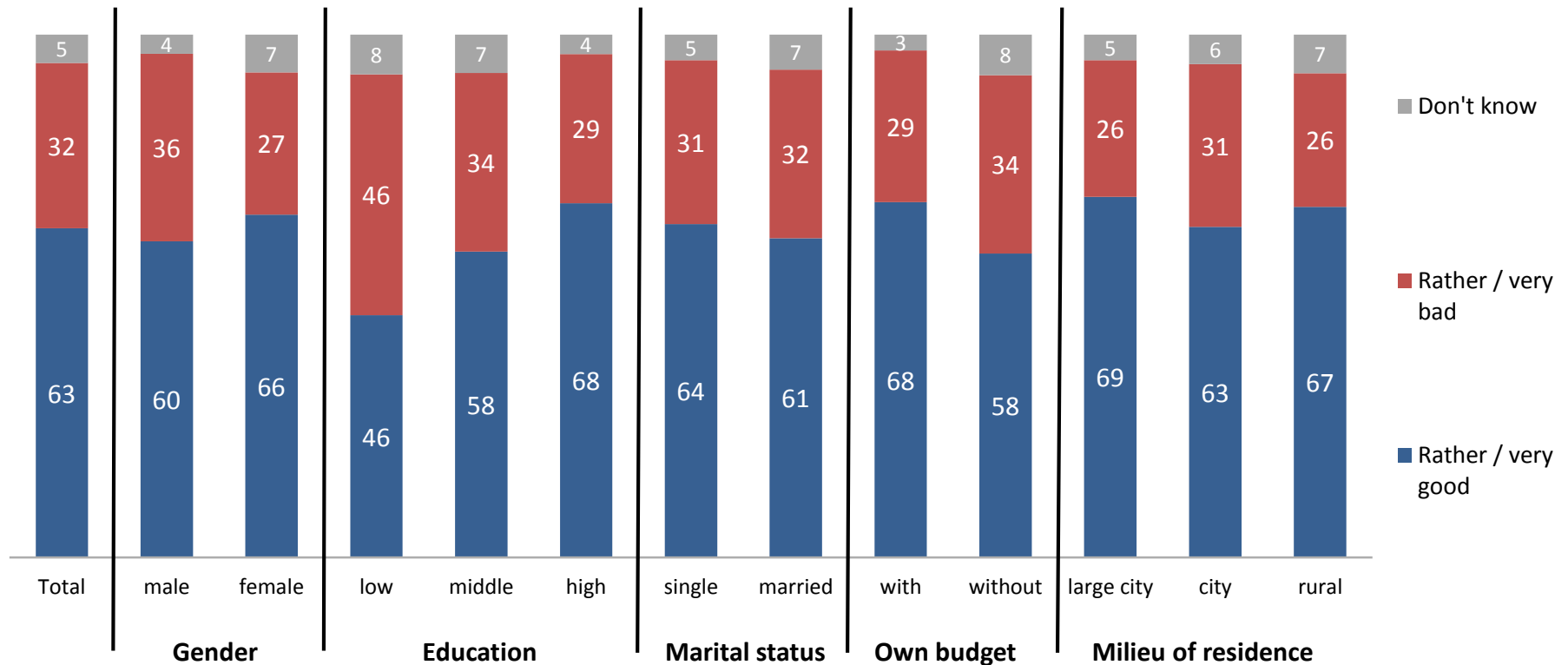
## Palestine: Assessment of economic situation today



Q20: How would you assess the economic situation of your family today?

Universe: National population, 16 to 30 years/  
Values in percent

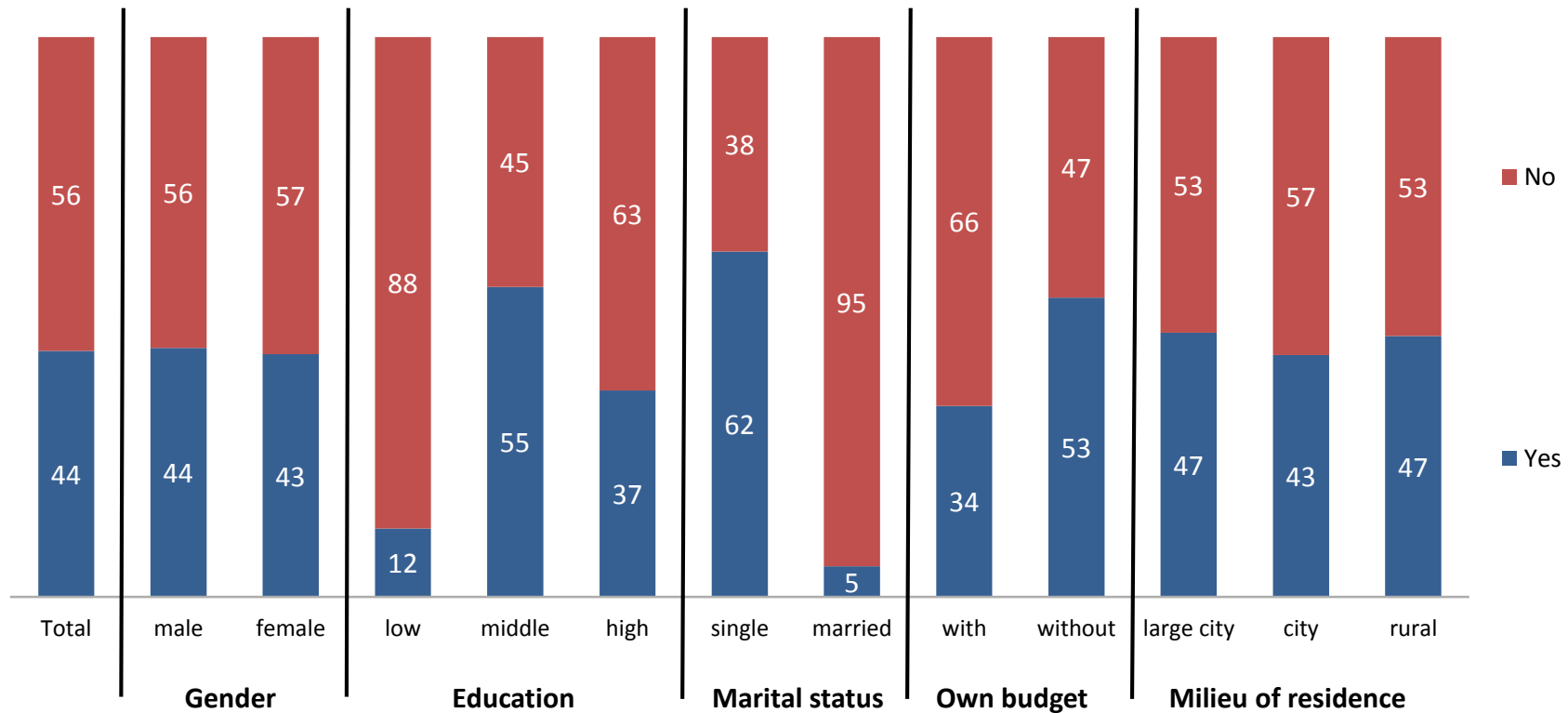
## Palestine: Assessment of economic situation in 2010



Q21: How would you assess the economic situation of your family in 2010?

Universe: National population, 16 to 30 years/  
Values in percent

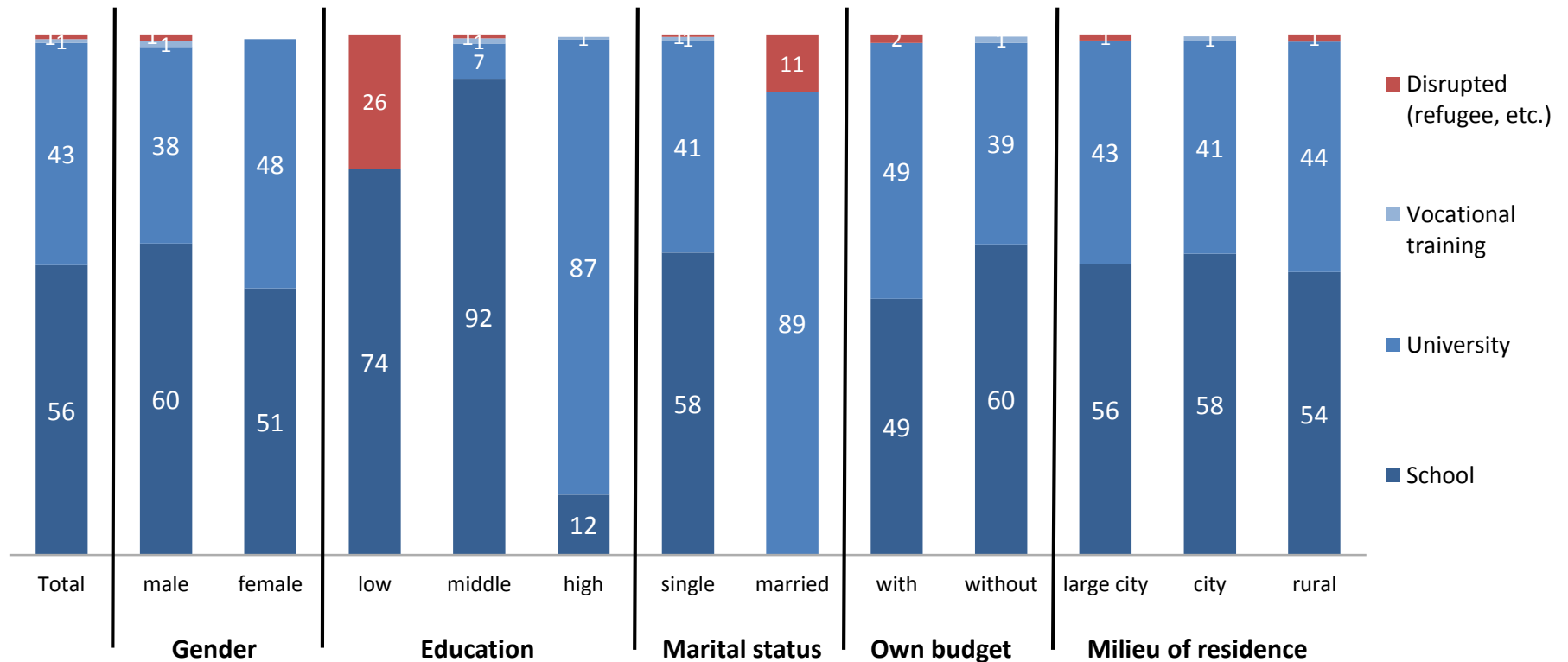
## Palestine: Student



Q24: Are you a student?

Universe: National population, 16 to 30 years/  
Values in percent

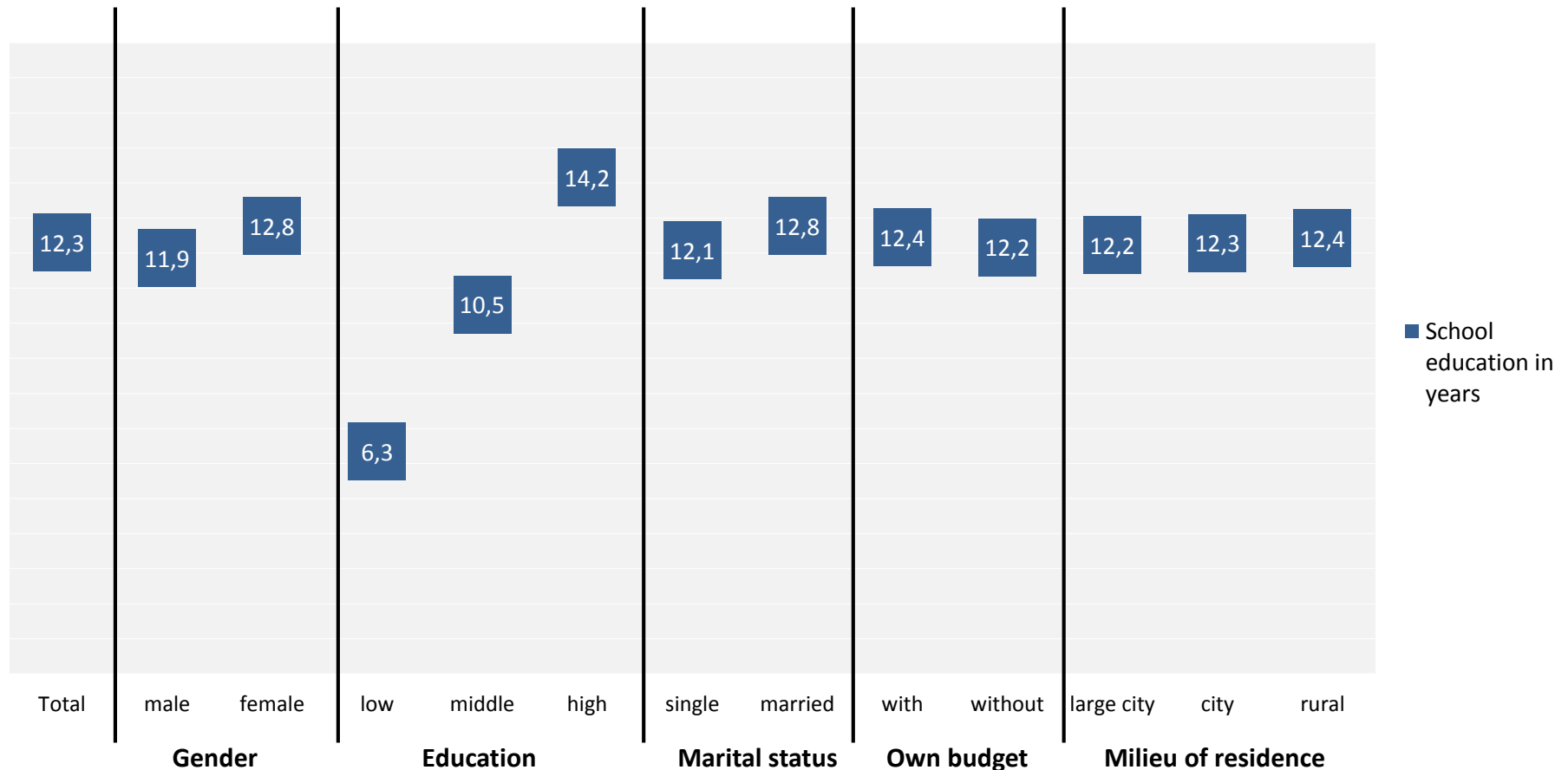
## Palestine: Current education



Q25: Are you going to...?

Universe: National population, 16 to 30 years/  
Basis: Respondents that are currently students (Q24)/  
Values in percent

## Palestine: Duration of school education

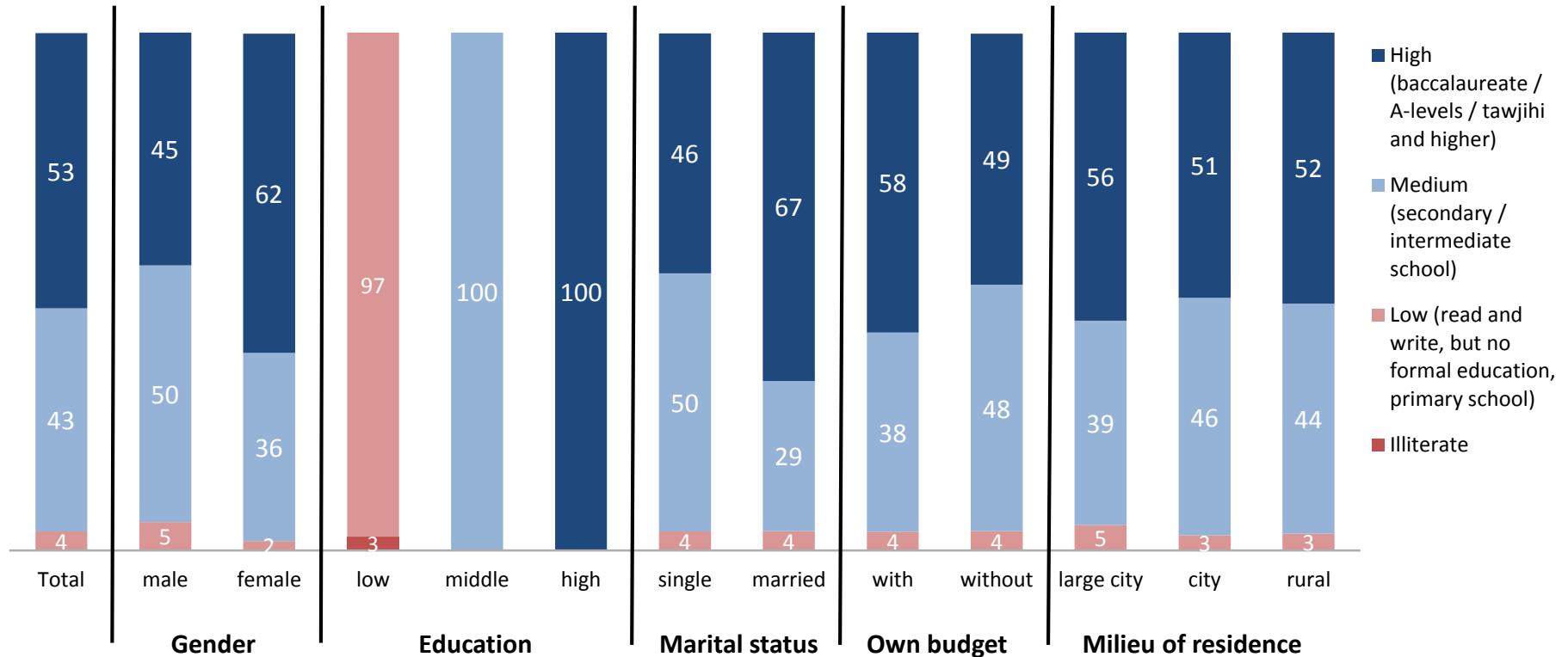


Q26: How many years did you go to school (excluding pre-school and university)?  
Please, calculate total years (maximum: up until baccalaureate).

Universe: National population, 16 to 30 years/  
Average values



## Palestine: Highest degree achieved



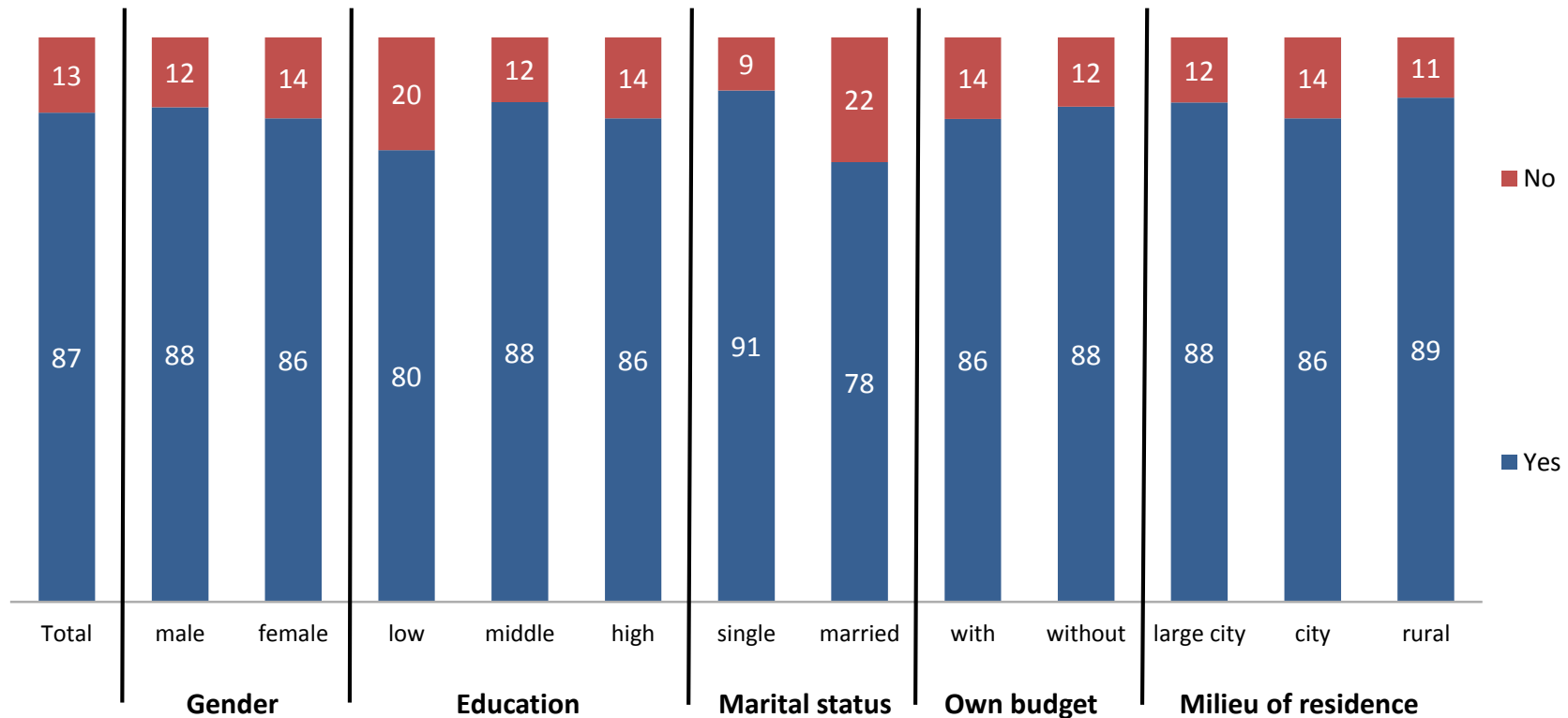
Q27: Which is your highest degree?

Universe: National population, 16 to 30 years/  
Values in percent

Parents

## FATHER

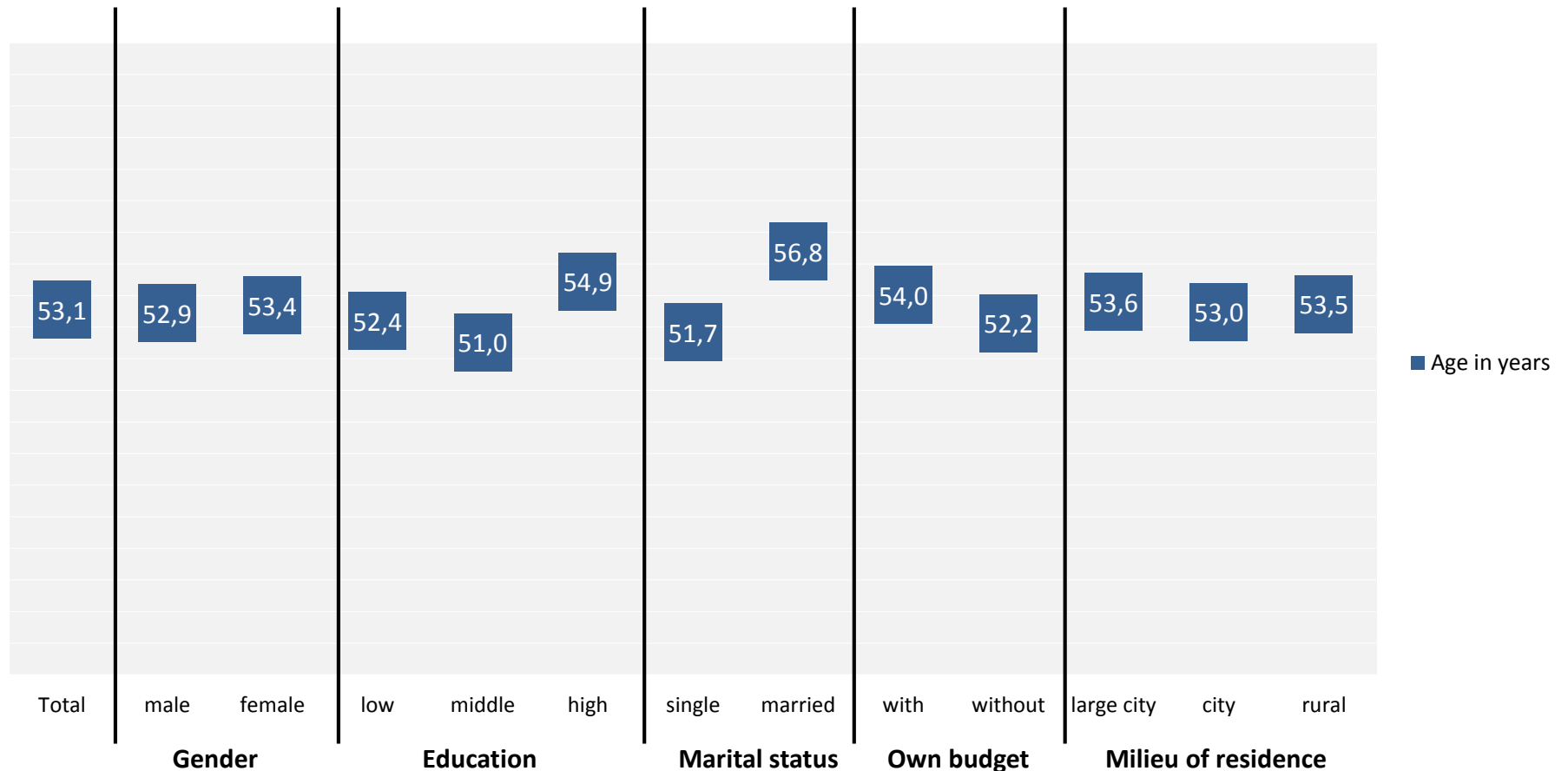
## Palestine: Father alive



Q28: Is your father still alive?

Universe: National population, 16 to 30 years/  
Values in percent

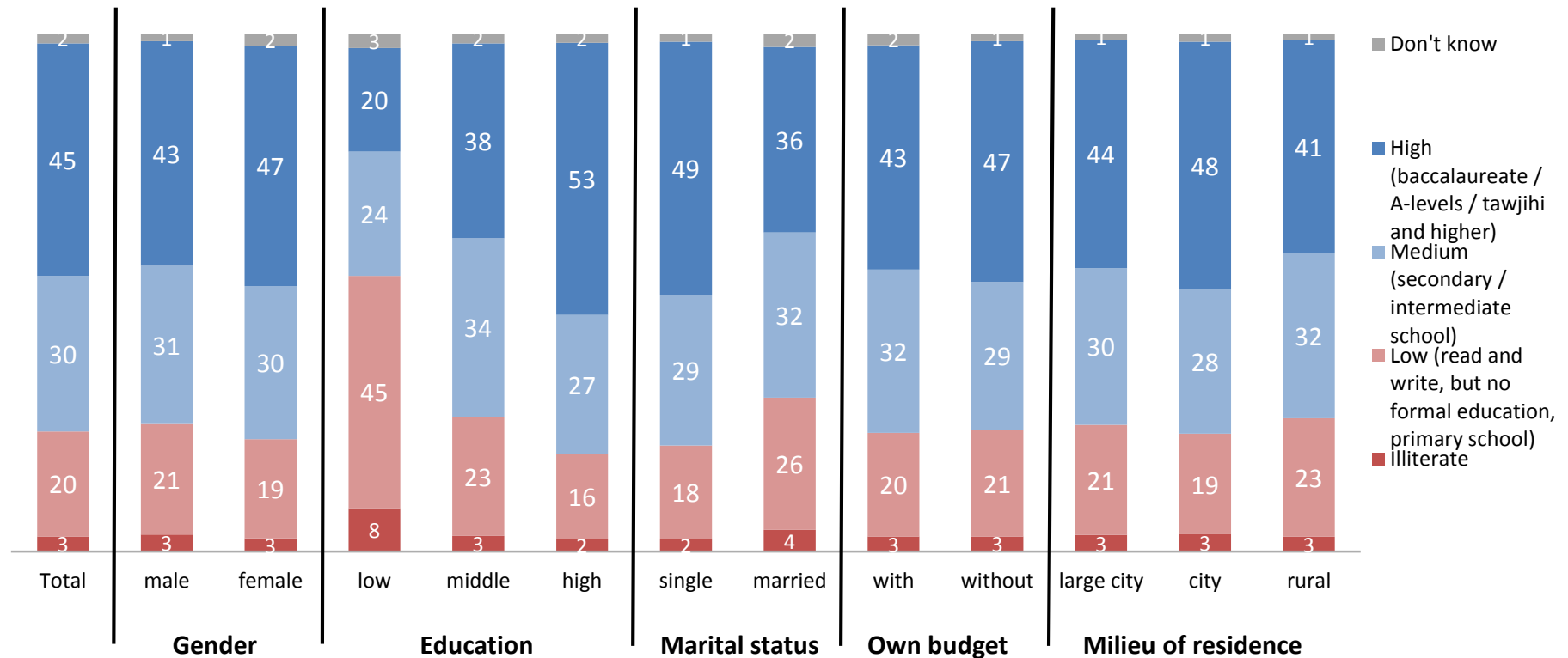
## Palestine: Father's age



Q29: How old is your father?

Universe: National population, 16 to 30 years/  
Basis: Father still alive (Q28)  
Average values

## Palestine: Father's highest level of education



Q30: What is / was his level of education (highest degree)?

Universe: National population, 16 to 30 years/  
Values in percent

## Palestine: Father's occupation(s)

		Gender		Education			Marital status		Own budget		Milieu of residence		
	Total	male	female	low	middle	high	single	married	with	without	large city	city	rural
State employee	24	25	24	17	19	29	26	20	22	27	23	26	17
Employee (with insurance)	9	10	8	3	9	9	10	6	8	10	6	11	5
Worker (no insurance, but continuous employment)	8	9	8	15	8	8	8	8	8	8	3	8	13
Remunerated labourer as part of a family business	7	8	7	19	7	7	7	9	8	7	10	8	4
Self-employed with higher education (medical doctor, etc.)	3	3	2		3	3	3	2	3	2	4	3	1
Self-employed without higher education, but qualification	25	25	26	18	28	24	25	26	26	24	32	23	26
Self-employed in agriculture	12	11	13	16	11	12	11	14	12	12	6	12	16
Self-employed in service sector (continuous work, unstable inc.)	12	14	11	11	14	11	13	10	13	12	16	12	6
Day labourer (unstable employment, unstable income)	25	23	26	28	29	21	23	27	21	28	25	24	32
Jobless / work without income	3	3	3	3	3	3	3	3	3	3	1	4	1
Retired	3	2	3	2	1	4	2	3	3	2	4	3	1
Other	2	2	1	8	1	2	1	3	1	2	2	2	

Q31: What kind of different occupations/jobs did or does your father do? Multiple answers possible

Universe: National population, 16 to 30 years/  
Values in percent

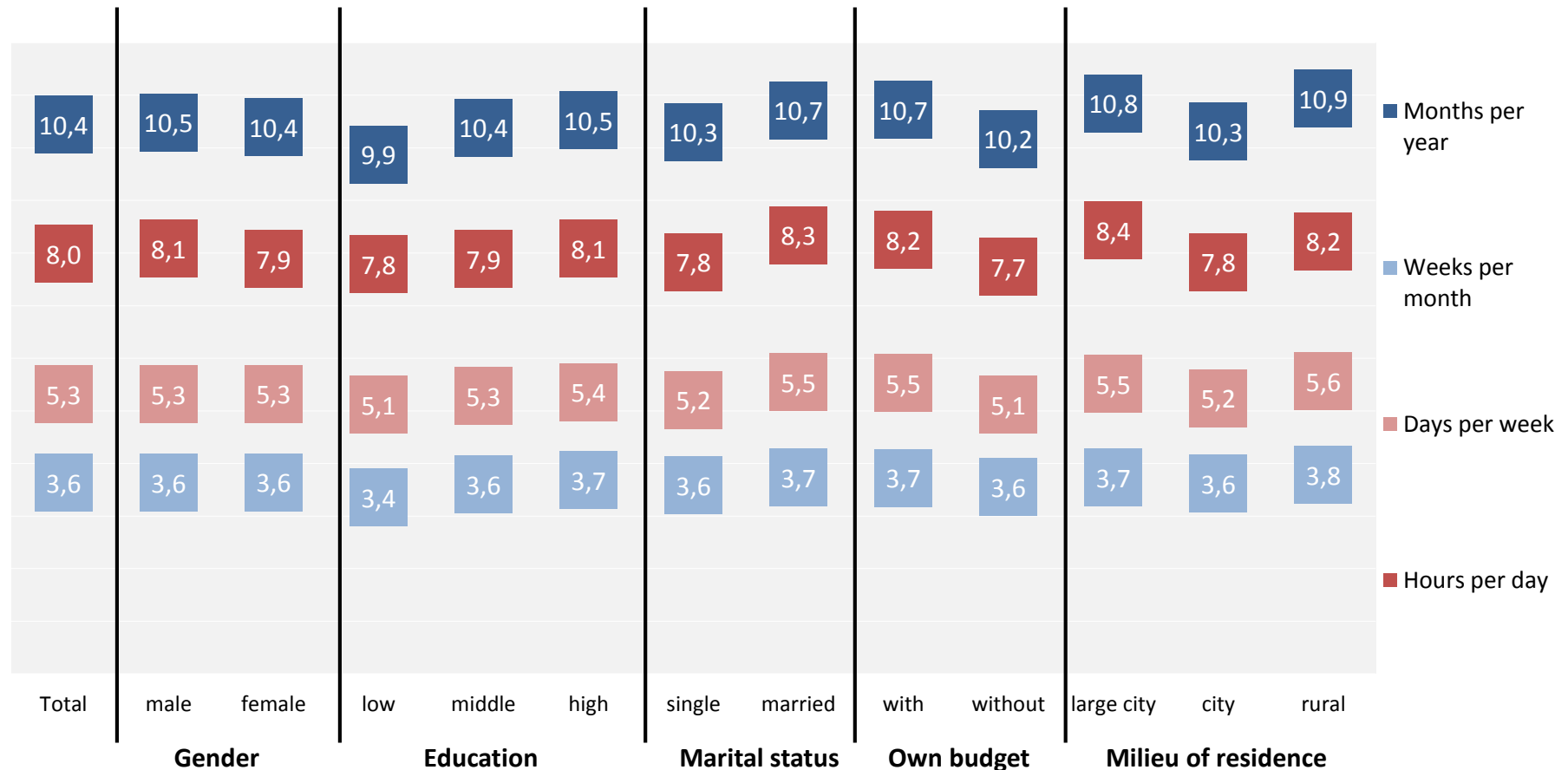
## Palestine: Father's main occupation

	Gender			Education			Marital status		Own budget		Milieu of residence		
	Total	male	female	low	middle	high	single	married	with	without	large city	city	rural
State employee	23	23	24	17	19	28	25	20	20	26	23	25	15
Employee (with insurance)	8	8	7	3	8	8	8	5	7	8	4	10	5
Worker (no insurance, but continuous employment)	6	7	5	10	6	5	6	5	7	5	2	6	11
Remunerated labourer as part of a family business	5	5	4	16	4	5	4	6	5	4	7	5	1
Self-employed with higher education (medical doctor, etc.)	2	3	1		2	2	2	2	3	1	3	2	1
Self-employed without higher education, but qualification	19	18	20	10	21	18	19	20	21	17	25	16	22
Self-employed in agriculture	8	7	8	7	8	8	7	10	8	7	4	8	10
Self-employed in service sector (continuous work, unstable inc.)	9	11	8	5	11	8	10	7	9	9	12	9	6
Day labourer (unstable employment, unstable income)	17	15	19	23	18	15	15	20	16	18	20	15	26
Jobless / work without income	2	2	2	3	3	2	2	3	2	3		4	1
Retired	1	1	1	2		1	1	1	1	0	1	1	1
Other	1	1	1	3	0	1	0	1	1	1		1	

Universe: National population, 16 to 30 years/  
Values in percent

Q32: And what is / was his main occupation? (Job held the longest)

## Palestine: Father's frequency of work



Q33: Concerning his main occupation, please tell me the....

Universe: National population, 16 to 30 years/  
Basis: Respondents whose fathers are not jobless (Q31,Q32)  
Average values



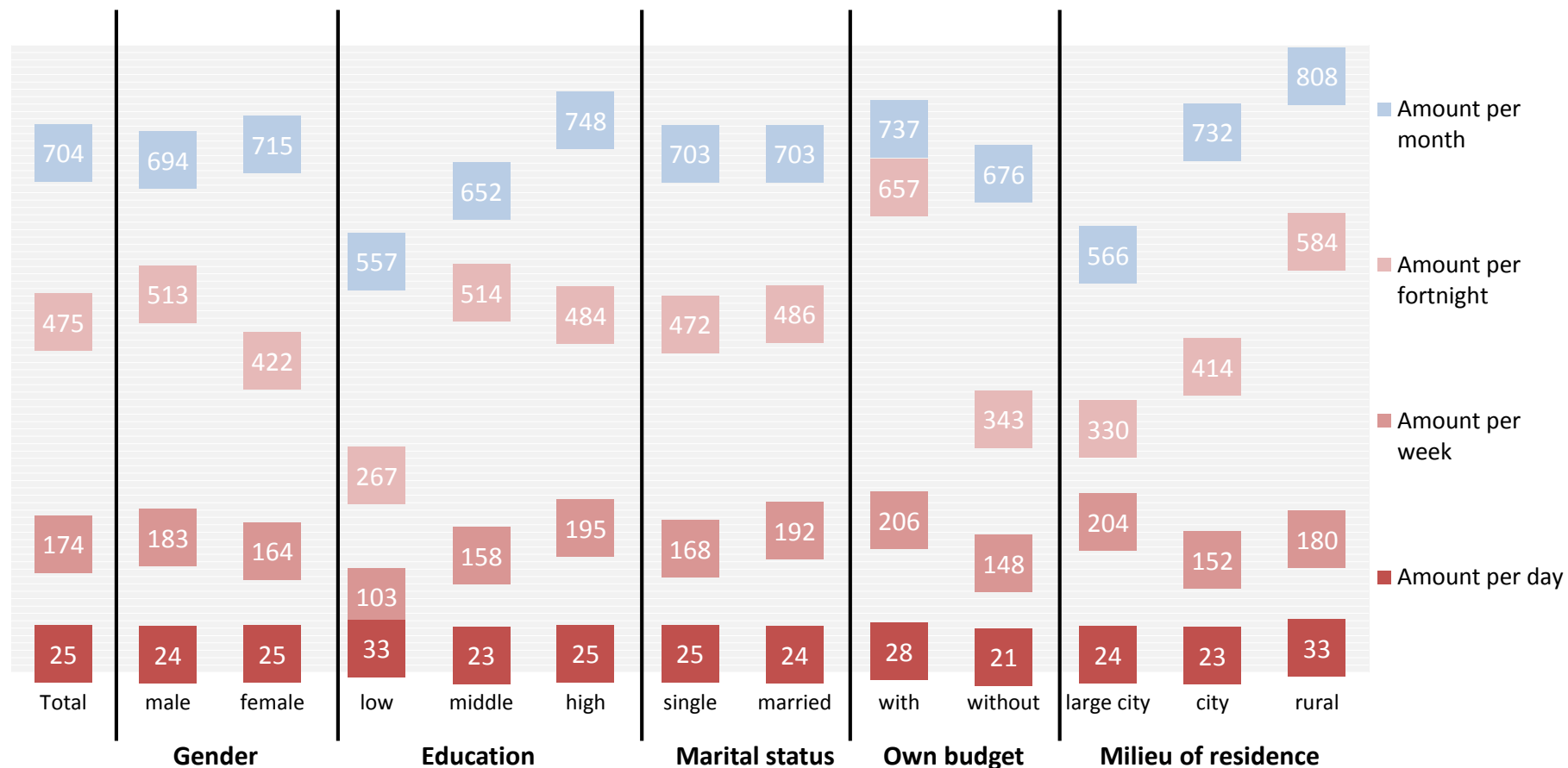
## Palestine: Form of payment - Father

	Gender			Education			Marital status		Own budget		Milieu of residence		
	Total	male	female	low	middle	high	single	married	with	without	large city	city	rural
Paid per day	18	17	19	24	18	17	15	26	19	16	19	17	18
Paid per week	12	12	12	11	15	11	13	11	12	13	17	11	13
Paid every fortnight	3	3	3	8	2	3	3	2	2	3	2	3	3
Paid per month	47	49	45	37	43	51	49	42	46	48	41	47	49
Paid per season	2	2	2		2	2	2	2	3	1	1	2	4
Paid per job / task	7	6	8	4	8	6	7	8	8	5	13	6	4
Don't know	11	12	11	16	13	10	12	9	10	13	7	14	8
Not paid													

Q34: What about his income? In his main occupation is he...

Universe: National population, 16 to 30 years/  
Respondents whose fathers are alive (Q28 ) and not jobless (Q31,Q32)/ Values in percent

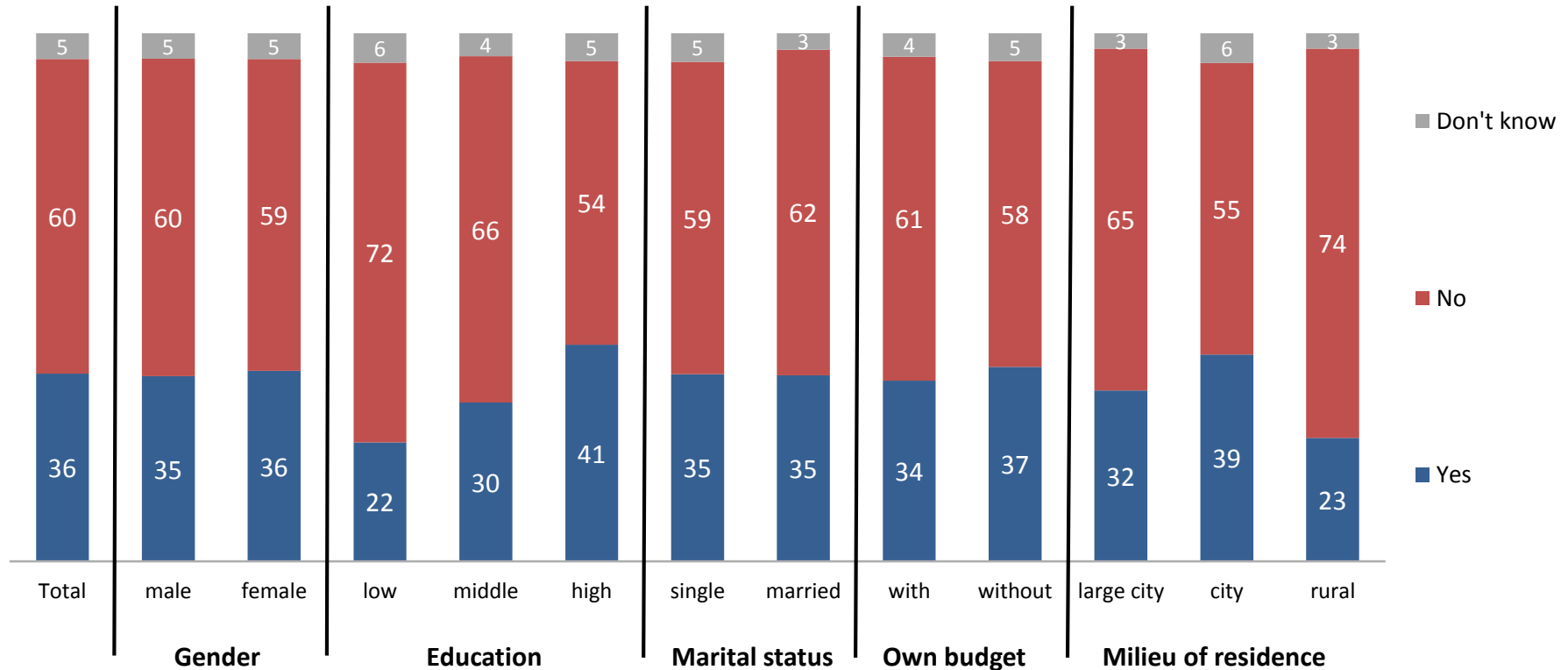
## Palestine: Father's income (in Euro)



Q35: Can you please tell me how much he earns?

Universe: National population, 16 to 30 years/  
Respondents whose fathers are alive (Q28 ) and not jobless (Q31,Q32)/  
Average values/ Attention: in part small number of cases

## Palestine: Sickness payment - Father



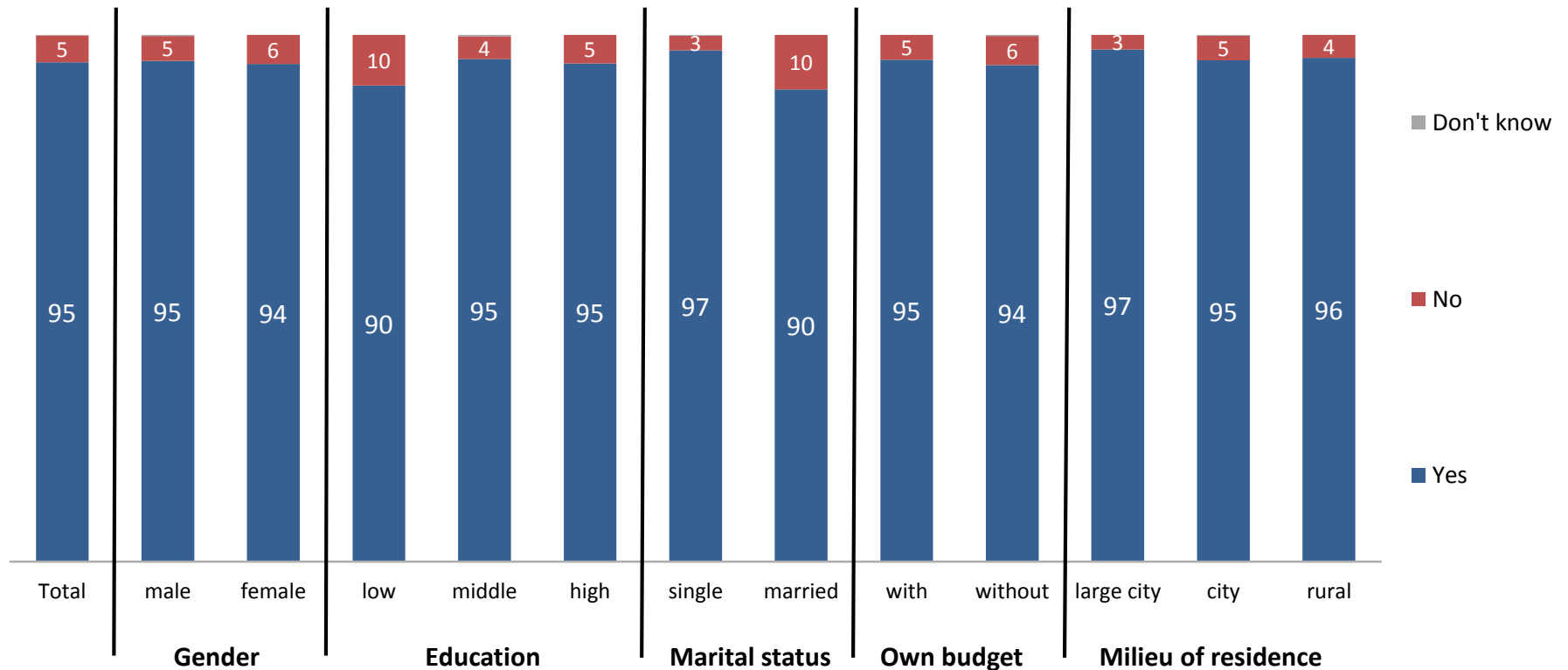
Q36: Does he receive continuous payment in case of sickness?

Universe: National population, 16 to 30 years/  
Basis: Father alive (Q28) with paid job (Q32 + Q34)  
Values in percent

Parents

# MOTHER

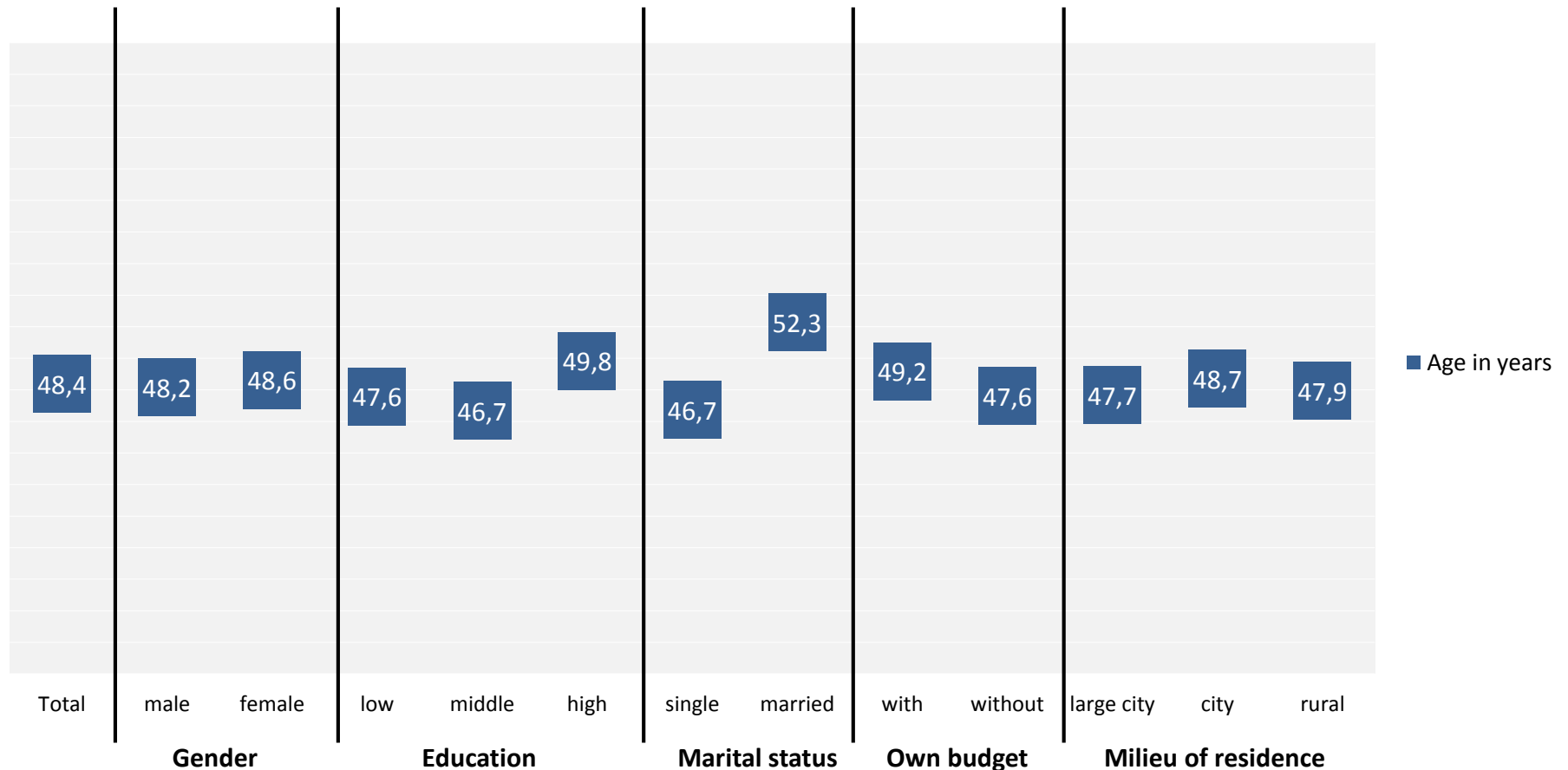
## Palestine: Mother alive



Q37: Is your mother still alive?

Universe: National population, 16 to 30 years/  
Values in percent

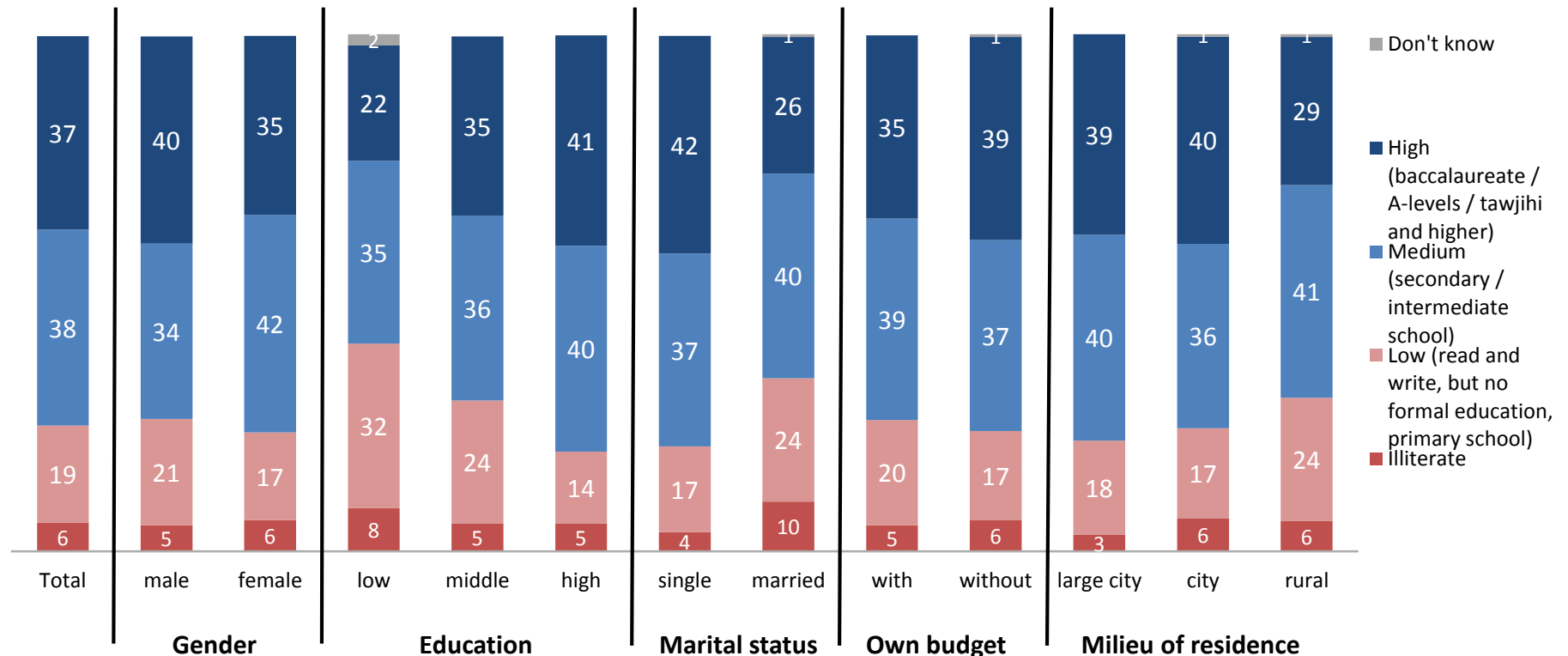
## Palestine: Mother's age



Q38: How old is your mother?

Universe: National population, 16 to 30 years/  
Basis: Mother still alive (Q37)  
Average values

## Palestine: Mother's highest level of education



Q39: What is / was her level of education (highest degree)?

Universe: National population, 16 to 30 years/  
Values in percent

## Palestine: Mother's occupation(s)

Areas	Total	Gender		Education			Marital status		Own Budget		Settlement size		
		male	female	low	middle	high	single	married	with	without	large city	city	rural
State employee	4	5	4	3	3	5	6	1	4	4	3	5	3
Employee (with insurance)	3	3	2		2	3	3	2	4	1	3	3	1
Worker (no insurance, but continuous employment)	0	0	0	2	0	0	0	0	0	0		0	
Remunerated labourer as part of a family business	1	0	1	3	0	1	0	1	0	1		1	1
Self employed with higher education (medical doctor, etc.)	0	0	0		0	0	0		0		1	0	
Self employed without higher education, but qualification	0	1	0		0	1	0	1	1	0		1	1
Self employed in agriculture	0	0	1		1	0	0	1	1	0		0	1
Self employed in service sector (continuous work, unstable inc.)	0	0	1		0	1	0	0	0	0		0	1
Day labourer (unstable employment, unstable income)	1	1	1	6	1	1	1	1	1	1	1	1	
Jobless / Work without income	91	91	91	88	93	89	89	94	90	92	93	89	93
Retired	0	0	1			1	0	0	1	0	1	1	
Other	0	0	0			0	0	0	0			0	

Q40: What kind of different occupations/jobs did or does your mother do?  
Multiple answers possible

Universe: National population, 16 to 30 years/  
Values in percent



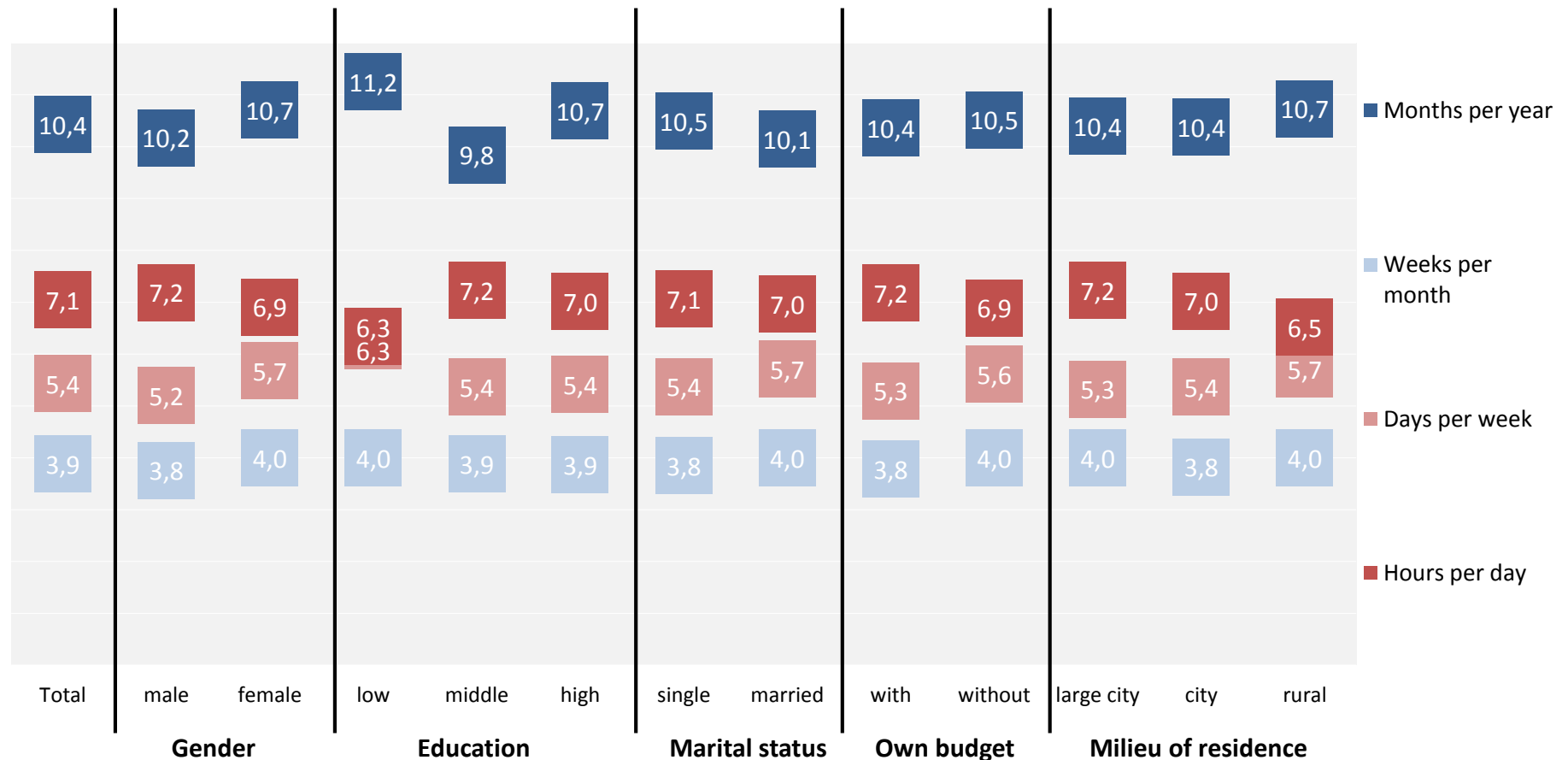
## Palestine: Mother's main occupation

Areas	Total	Gender		Education			Marital status		Own Budget		Settlement size		
		male	female	low	middle	high	single	married	with	without	large city	city	rural
State employee	4	5	4	3	3	5	6	1	4	4	3	5	3
Employee (with insurance)	3	3	2		2	3	3	2	4	1	3	3	1
Worker (no insurance, but continuous employment)	0	0				0		0	0			0	
Remunerated labourer as part of a family business	0		1	3	0	1	0	1	0	1		0	1
Self employed with higher education (medical doctor, etc.)	0	0	0		0	0	0		0		1	0	
Self employed without higher education, but qualification	0	0	0		0	0	0	0	0	0		1	
Self employed in agriculture	0	0	1		1	0	0	1	1	0		0	1
Self employed in service sector (continuous work, unstable inc.)	0		0		0	0	0		0	0		0	1
Day labourer (unstable employment, unstable income)	1	1	1	6	1	1	1	1	1	1	1	1	
Jobless / Work without income	91	91	91	88	93	89	89	94	90	92	93	89	93
Retired													
Other	0		0			0	0		0			0	

Universe: National population, 16 to 30 years/  
Values in percent

Q41: And what is/was her main occupation? (Job held the longest)

## Palestine: Mother's frequency of work



Q42: Concerning her main occupation, please tell me the....

Universe: National population, 16 to 30 years/  
Basis: Respondents whose mothers are not jobless (Q40,Q41)/  
Average values

## Palestine: Form of payment - Mother

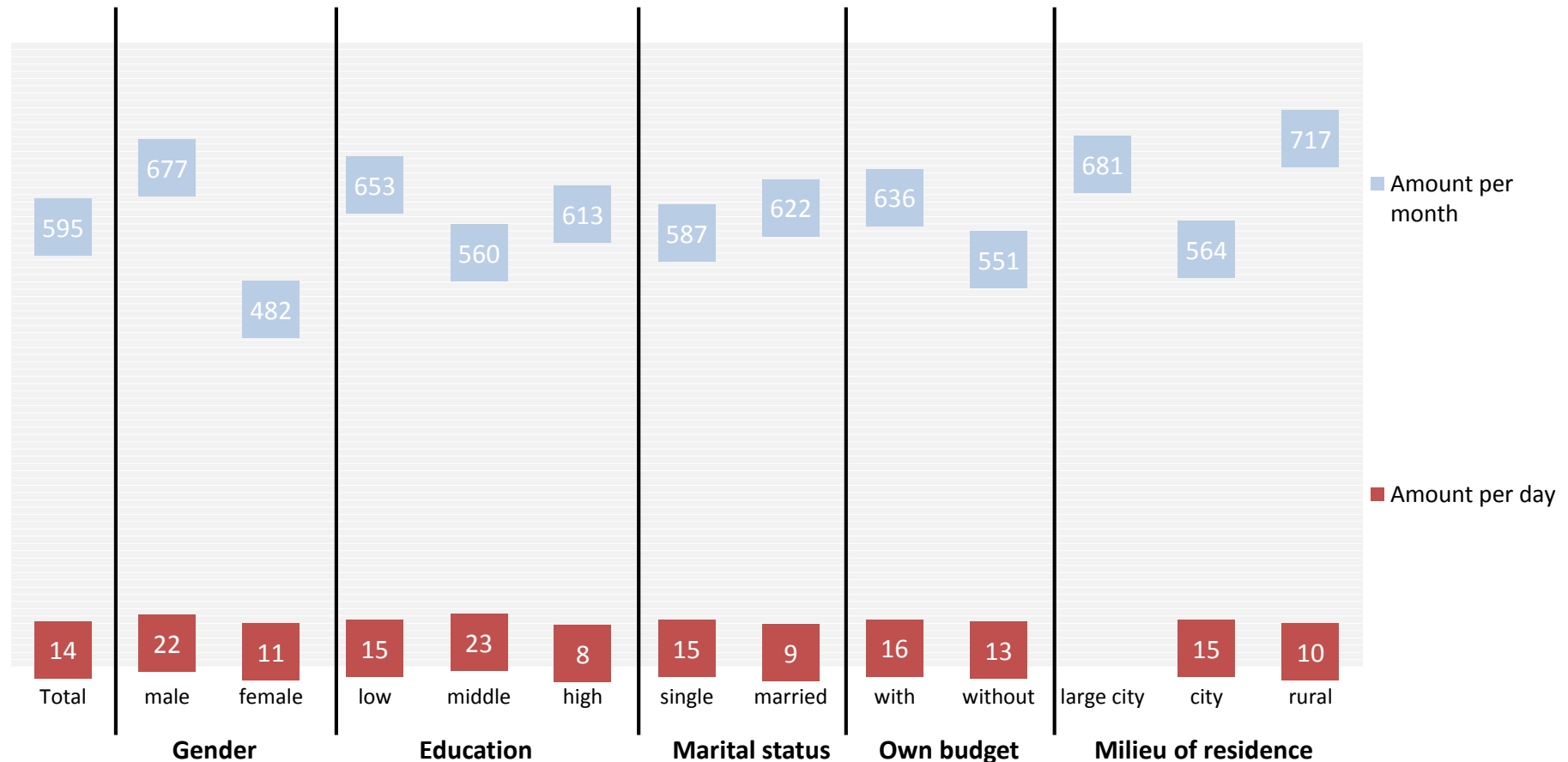
	Gender			Education			Marital status		Own budget		Milieu of residence		
	Total	male	female	low	middle	high	single	married	with	without	large city	city	rural
Paid per day	9	7	11	75	3	7	7	17	6	12		10	18
Paid per week	1		2		3		1			2		2	
Paid every fortnight	3	2	4			5	2	5	4	2		4	
Paid per month	71	85	58	25	68	77	74	56	73	69	85	69	72
Paid per season	3	2	4		5	2	1	10	5		8	1	
Paid per job / task	4	2	6			7	5		8		8	2	9
Don't know	8	2	13		18	2	8	6	4	12		11	
Not paid	1		2		3			6		3		2	

Universe: National population, 16 to 30 years/

Q43: What about her income? In her main occupation is she...

Basis: Respondents whose mothers are alive (Q37) and not jobless (Q40,Q41)/ Values in percent

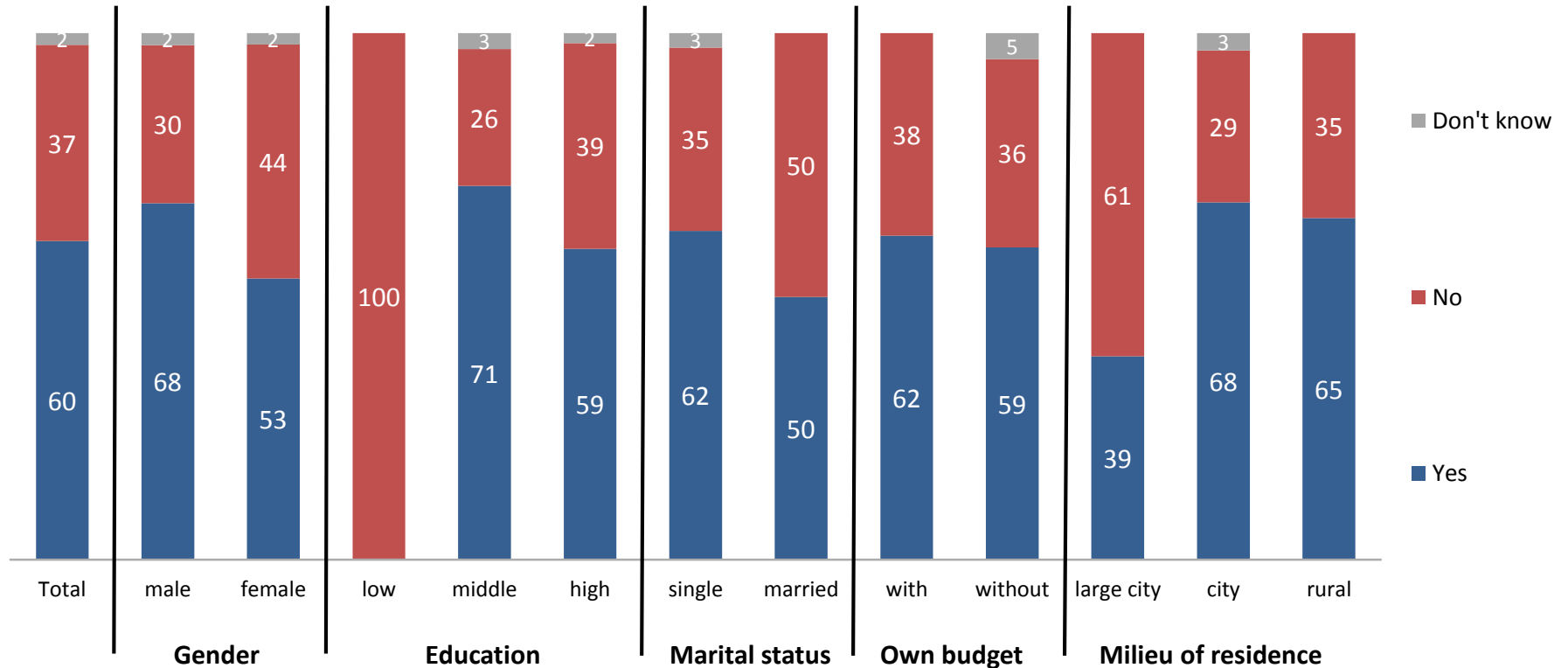
## Palestine: Mother's income (in Euro)



Q44: Can you please tell me how much she earns?

Universe: National population, 16 to 30 years/  
Basis: Respondents whose mothers are alive (Q37) and not jobless (Q40,Q41)/  
Average values

## Palestine: Sickness payment – Mother

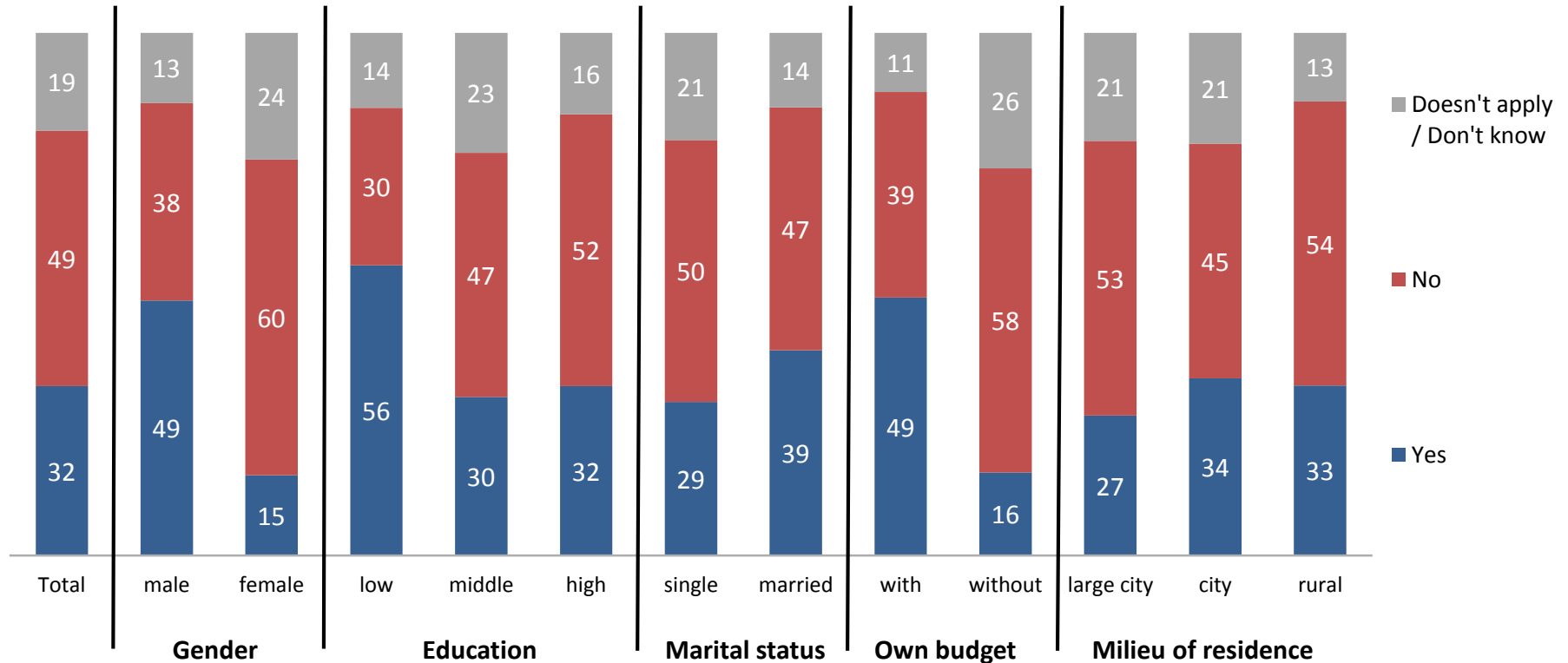


Q45: Does she receive continuous payment in case of sickness?

Universe: National population, 16 to 30 years/  
Basis: Mother alive (Q37) with paid job (Q41 + Q43)  
Values in percent/ Attention: in part small number of cases

## CLASS ASSESSMENT

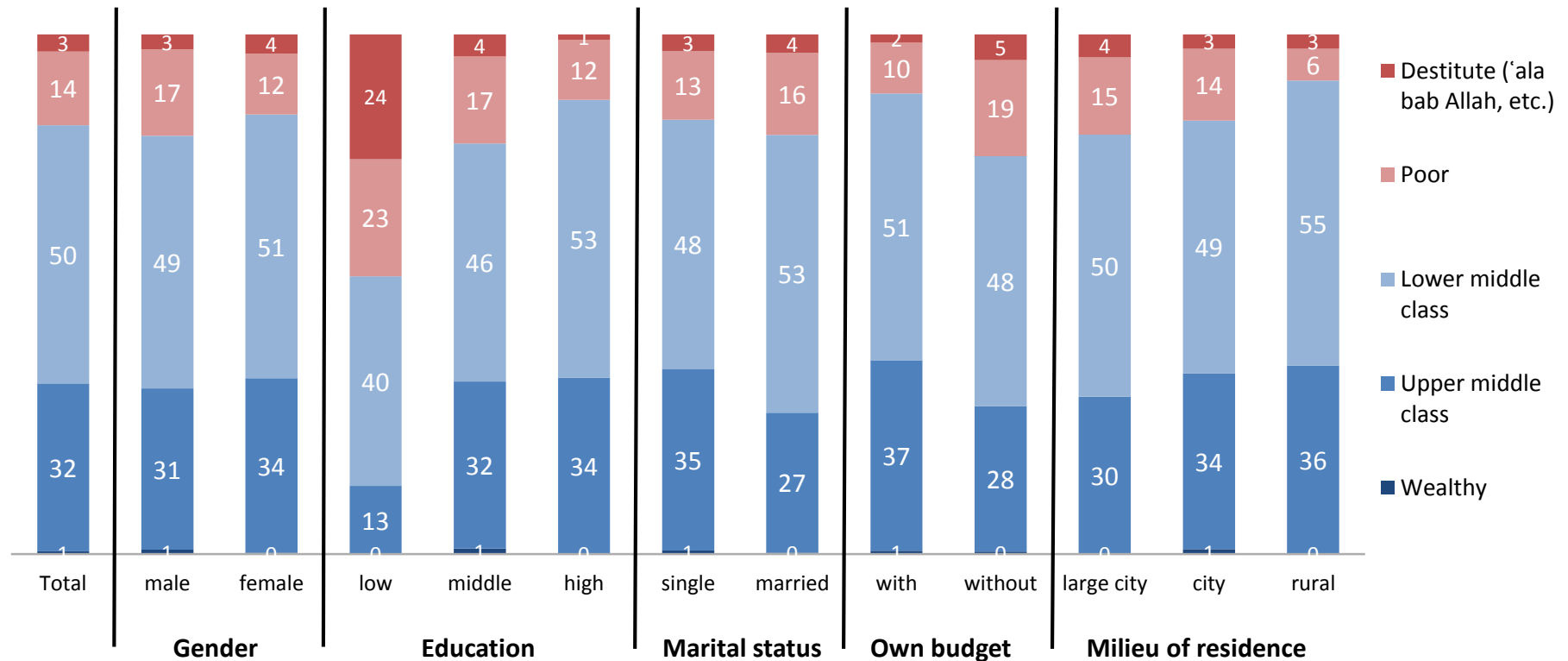
## Palestine: Part of the working class



Q46: Would you consider yourself as being part of the working class?

Universe: National population, 16 to 30 years/  
Values in percent

## Palestine: Class assessment



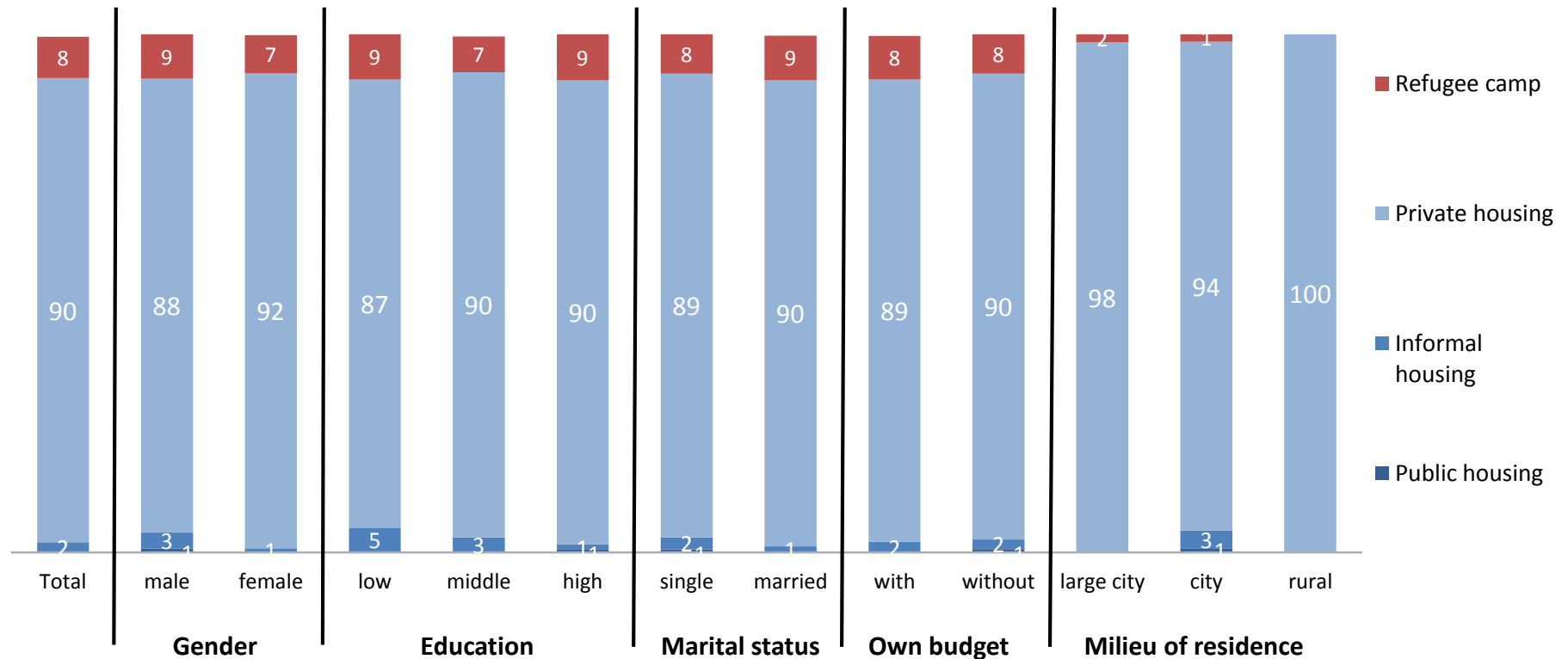
Q47: Class assessment: How would you describe your family?

Universe: National population, 16 to 30 years/  
Values in percent



## HOUSING

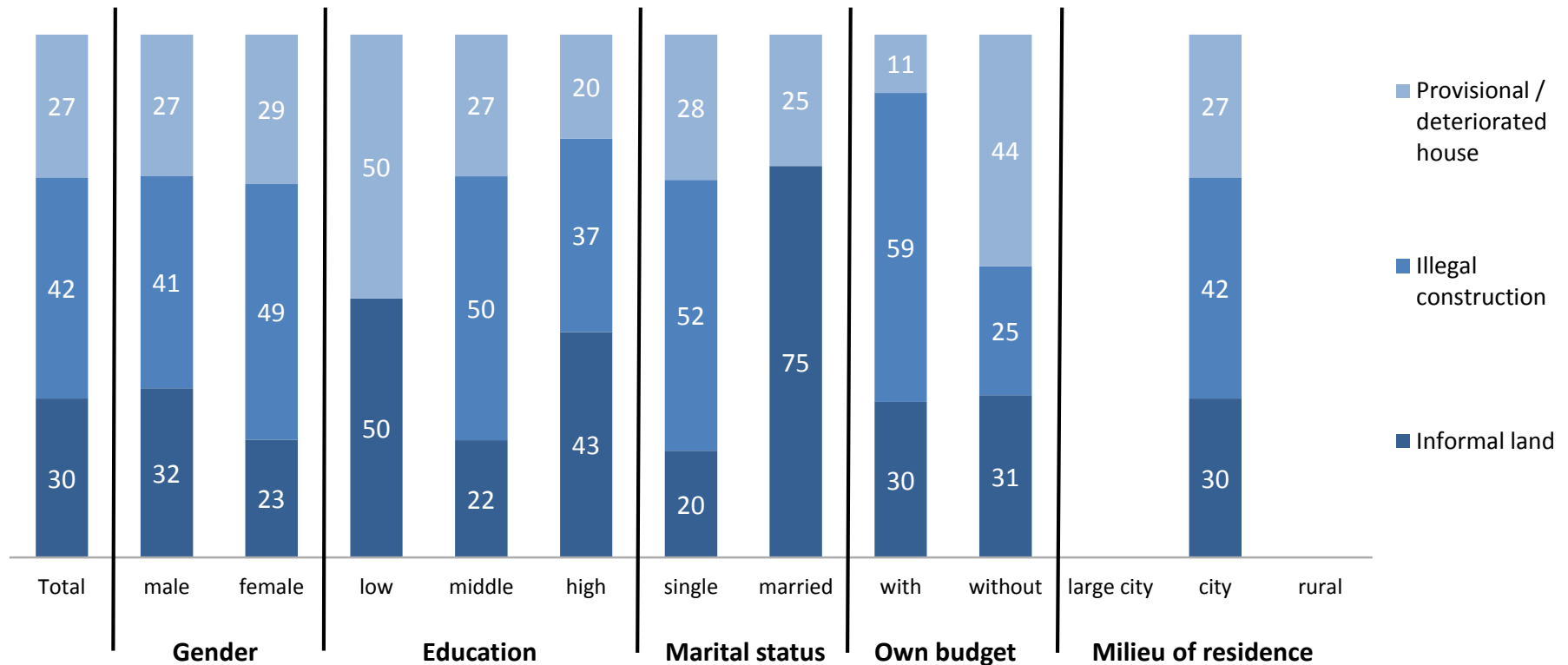
## Palestine: Neighbourhood



Q48: What kind of neighbourhood do you live in?

Universe: National population, 16 to 30 years/  
Values in percent

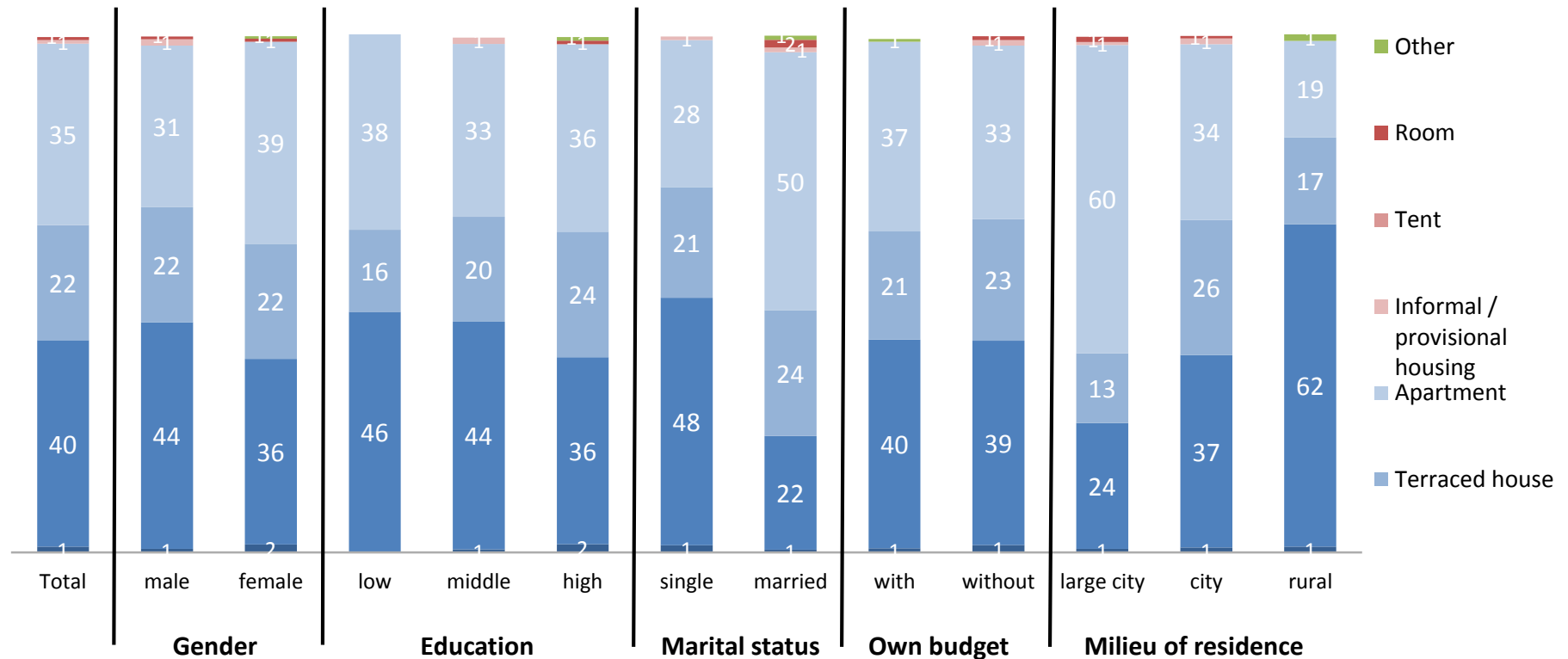
## Palestine: Informal housing type



Q49: What kind of informal housing type?  
Multiple answers possible

Universe: National population, 16 to 30 years/  
Basis: Respondents living in informal housing neighborhood (Q48)  
Values in percent/ Attention: in part small number of cases

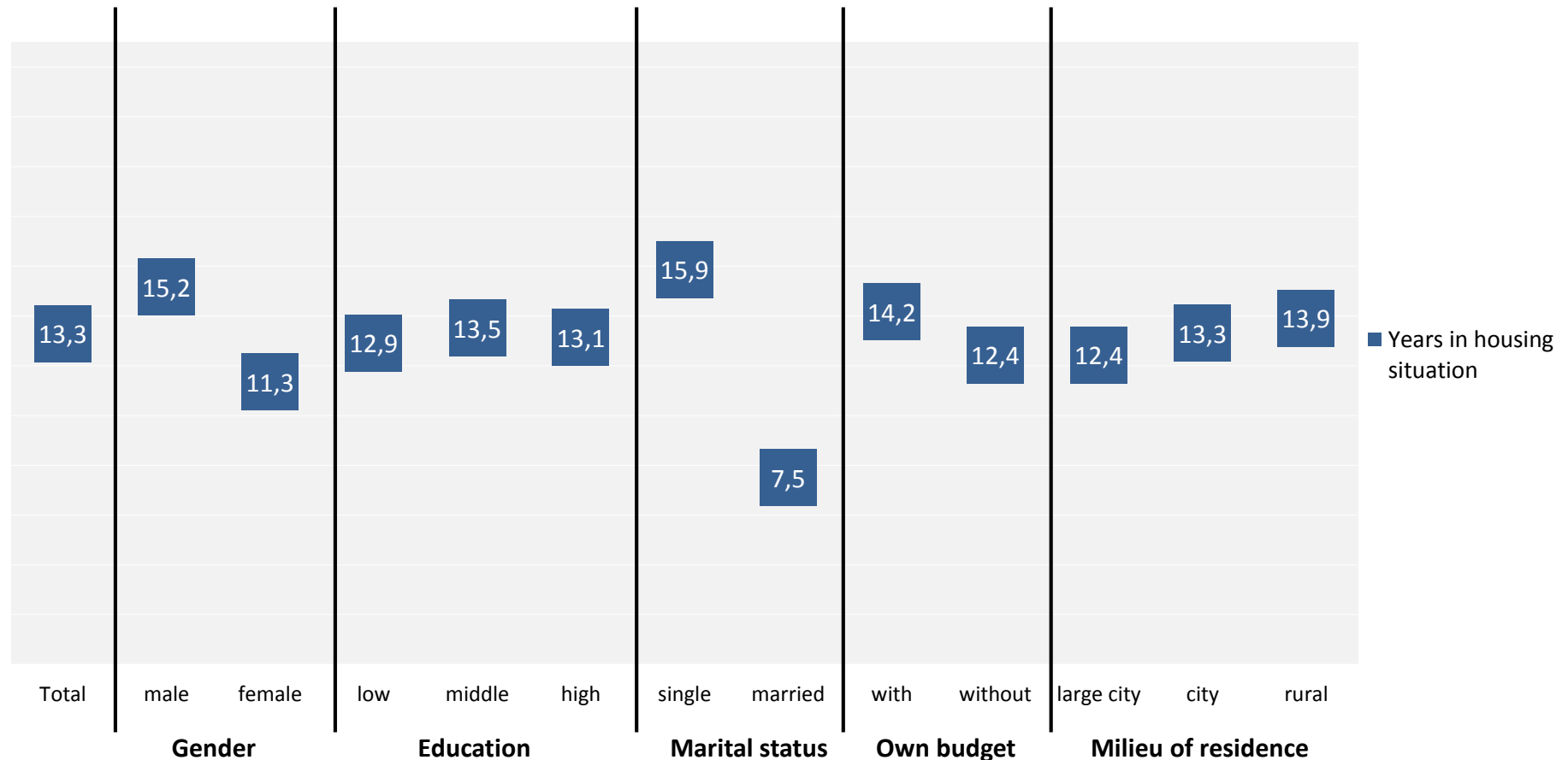
## Palestine: Type of housing / building



Q50: What kind of housing / building are you living in today?

Universe: National population, 16 to 30 years/  
Values in percent

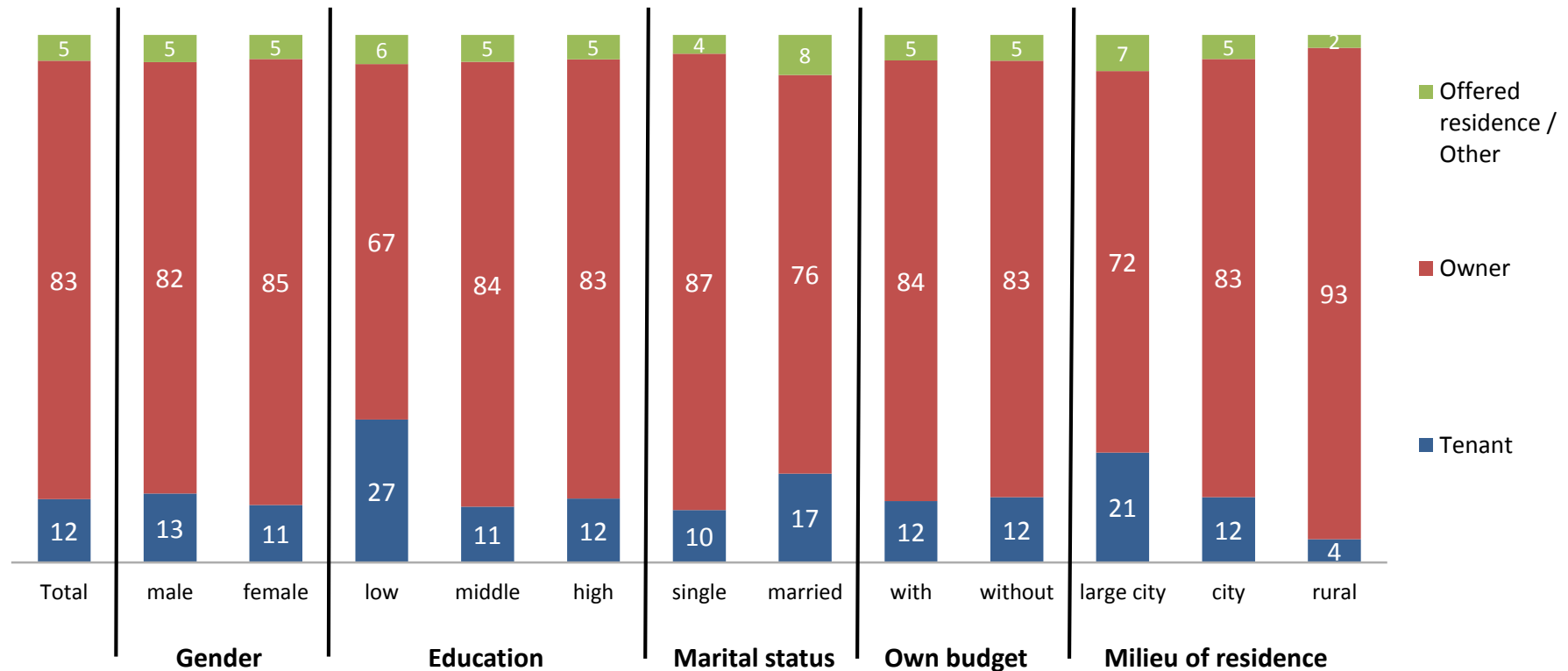
## Palestine: Years in housing situation



Q51: How many years have you personally been living in this housing situation?

Universe: National population, 16 to 30 years/  
Average values

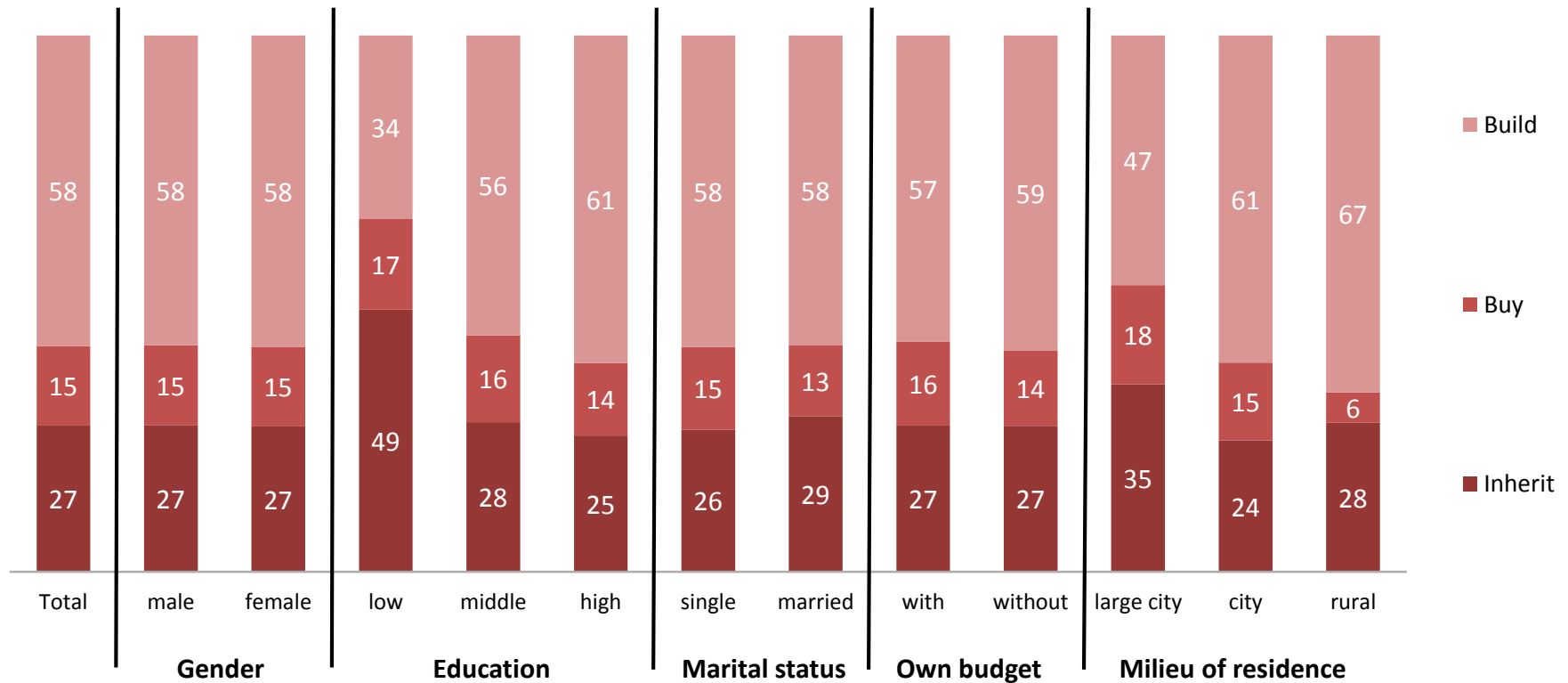
## Palestine: Tenant or owner



Q52: Are you / Is your head of household tenant or owner of the place you live in or are you living in accommodation provided free of charge by a company, institution or individual?

Universe: National population, 16 to 30 years/  
Values in percent

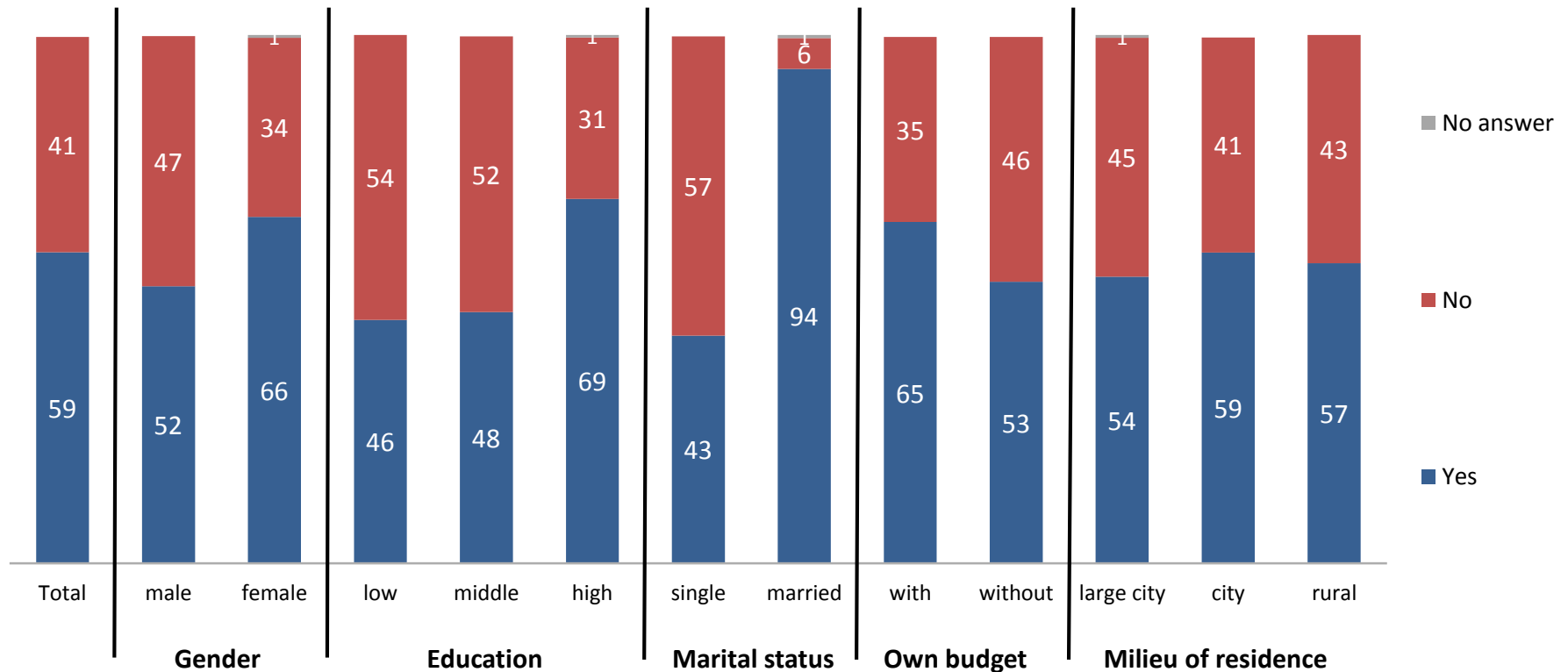
## Palestine: Own house



Q53: Did you inherit or buy the house / apartment or build the home?

Universe: National population, 16 to 30 years/  
Basis: Owner of the place living in (Q52) /  
Values in percent

## Palestine: Own room



Q54: Do you have a room for yourself?

Universe: National population, 16 to 30 years/  
Values in percent



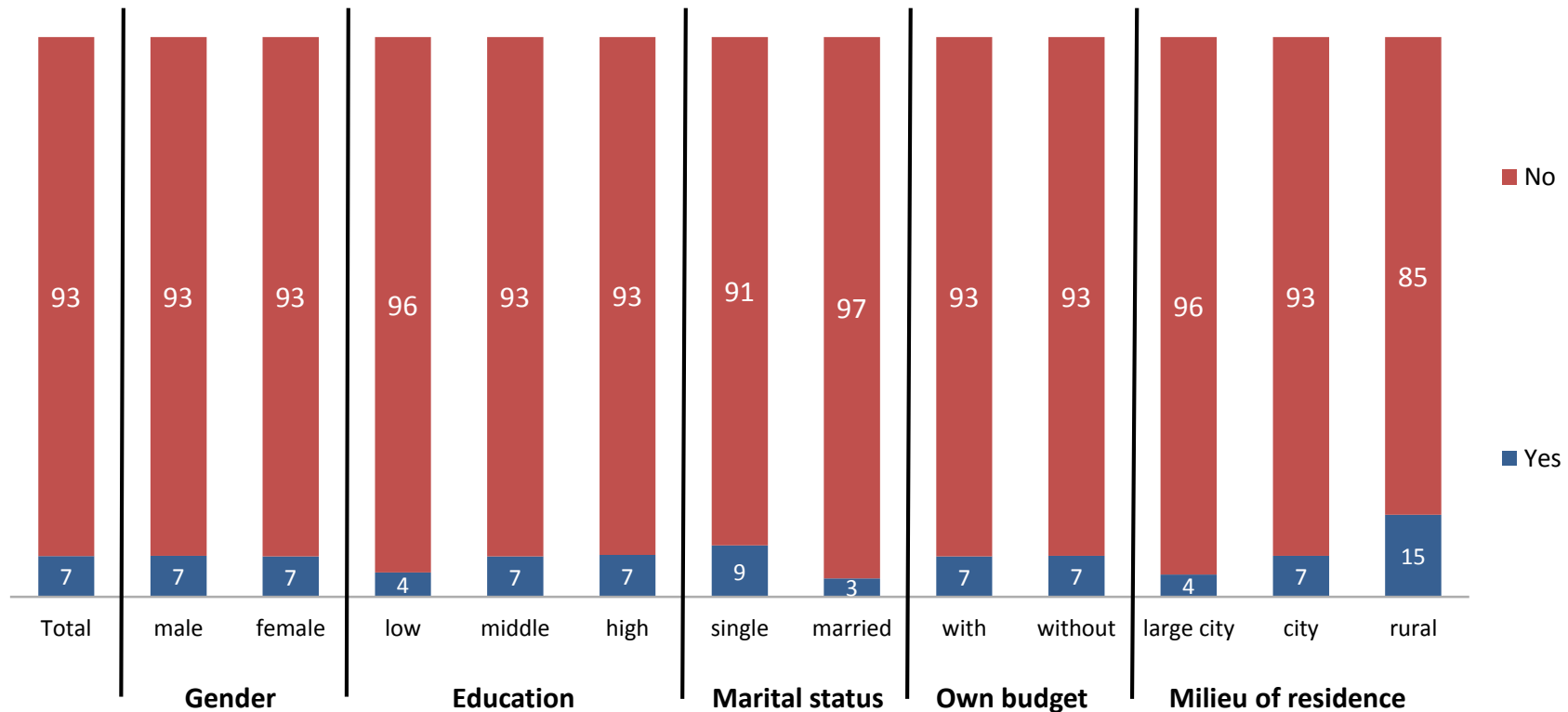
## Palestine: Items available in household

	Gender			Education			Marital status		Own budget		Milieu of residence		
	Total	male	female	low	middle	high	single	married	with	without	large city	city	rural
Tap water	100	100	100	100	99	100	100	100	100	100	100	99	99
Electricity	100	100	100	100	100	100	100	100	100	100	99	100	100
WC	99	99	98	94	98	99	98	99	99	99	99	98	100
Separate kitchen	97	97	98	88	97	98	98	97	98	97	99	97	99
Stove	99	99	99	94	99	100	99	99	99	99	99	99	99
Television	98	97	98	94	96	99	97	98	98	97	97	97	99
Satellite antenna	93	94	93	83	92	95	94	93	94	93	91	93	99
Refrigerator	97	96	97	98	95	98	98	94	96	97	96	96	99
Computer / laptop / tablet	60	60	61	32	54	67	65	49	68	53	59	61	68
Internet access	61	63	59	37	56	67	66	51	70	53	60	62	66
Air conditioning	21	23	19	16	22	20	23	16	25	17	14	22	26
Moped, motorcycle	5	6	3	3	5	5	6	2	6	4	9	5	1
Car / pick-up / lorry / etc.	27	28	26	5	26	29	30	19	32	22	26	27	33

Q55: Which of the following items do you have available in your household?  
Multiple answers possible

Universe: National population, 16 to 30 years/  
Values in percent

## Palestine: Livestock owned



Q56: Does your household own livestock?

Universe: National population, 16 to 30 years/  
Values in percent

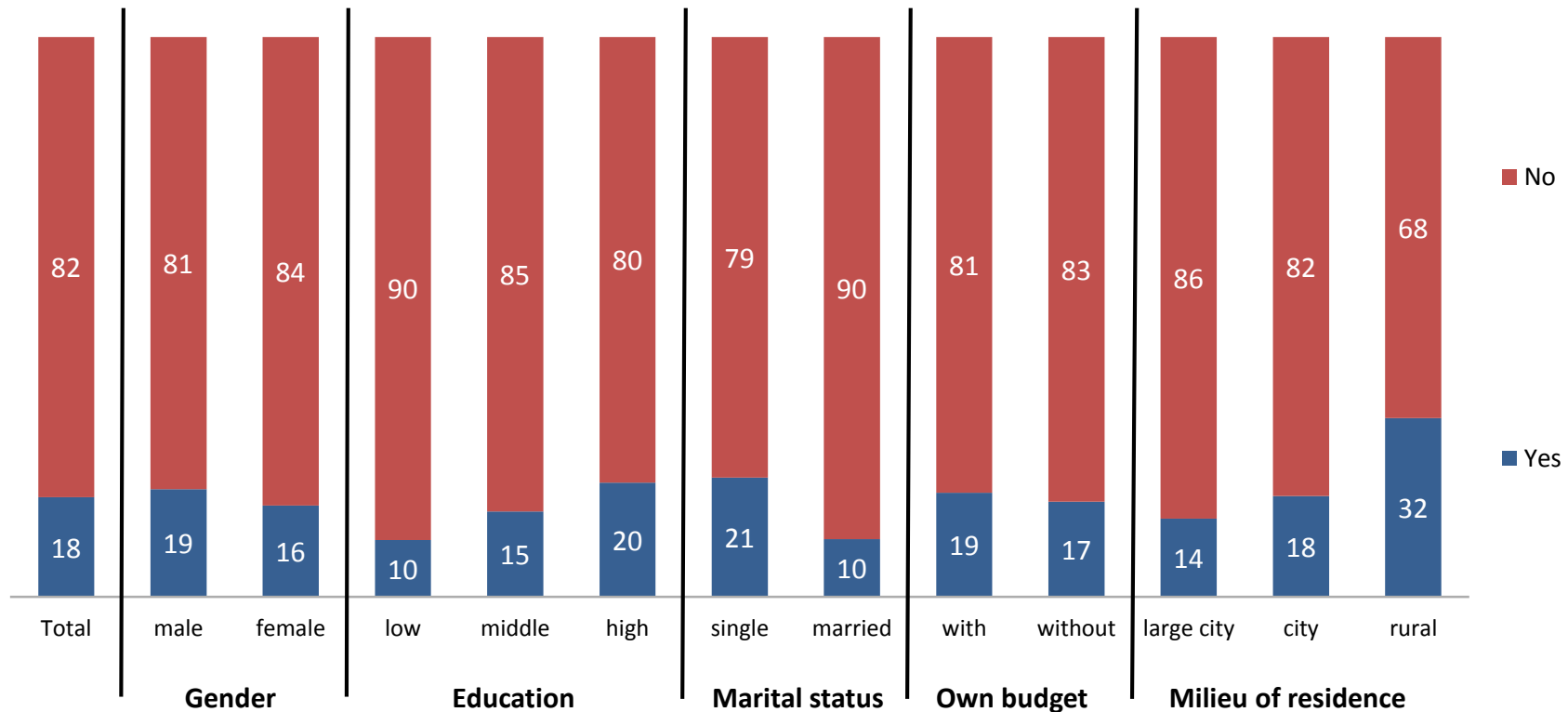
## Palestine: Number of animals owned

	Gender			Education			Marital status		Own budget		Milieu of residence		
	Total	male	female	low	middle	high	single	married	with	without	large city	city	rural
Sheep	5,2	7,4	2,8		5,5	5,1	5,1	5,8	4,7	5,6	0,4	7,4	2,4
Goats	4,1	6,1	2,0	4,1	5,7	2,9	3,0	11,0	4,5	3,8		5,0	3,7
Chicken	6,9	7,3	6,5	5,1	8,0	6,2	7,3	4,3	7,9	6,0	5,3	8,2	4,8
Cows	0,3	0,5	0,0	9,8	0,1	0,1	0,3		0,6	0,0	2,5		0,2
Horses	0,0	0,0				0,0	0,0			0,0		0,0	
Donkeys	0,2	0,1	0,2		0,1	0,3	0,2	0,2	0,1	0,2		0,2	0,2
Mules	0,1	0,1	0,1		0,1	0,1	0,1		0,0	0,1		0,1	0,1
Dromedaries, camels													
Water buffalos													
Rabbits	2,0	1,2	2,8		0,7	3,1	1,8	3,1	1,4	2,5	2,8	2,9	0,1
Pigeons	6,7	2,9	10,7		4,4	8,8	7,0	5,0	4,8	8,5	4,8	9,0	2,3
Other	3,5	5,7	1,2		8,1		3,9	0,8	7,1		5,1	5,2	

Universe: National population, 16 to 30 years/ Basis: Respondents owning livestock (Q56) /Number on average/ Attention: in part small number of cases

Q57: Can you please tell me how many animals you own?

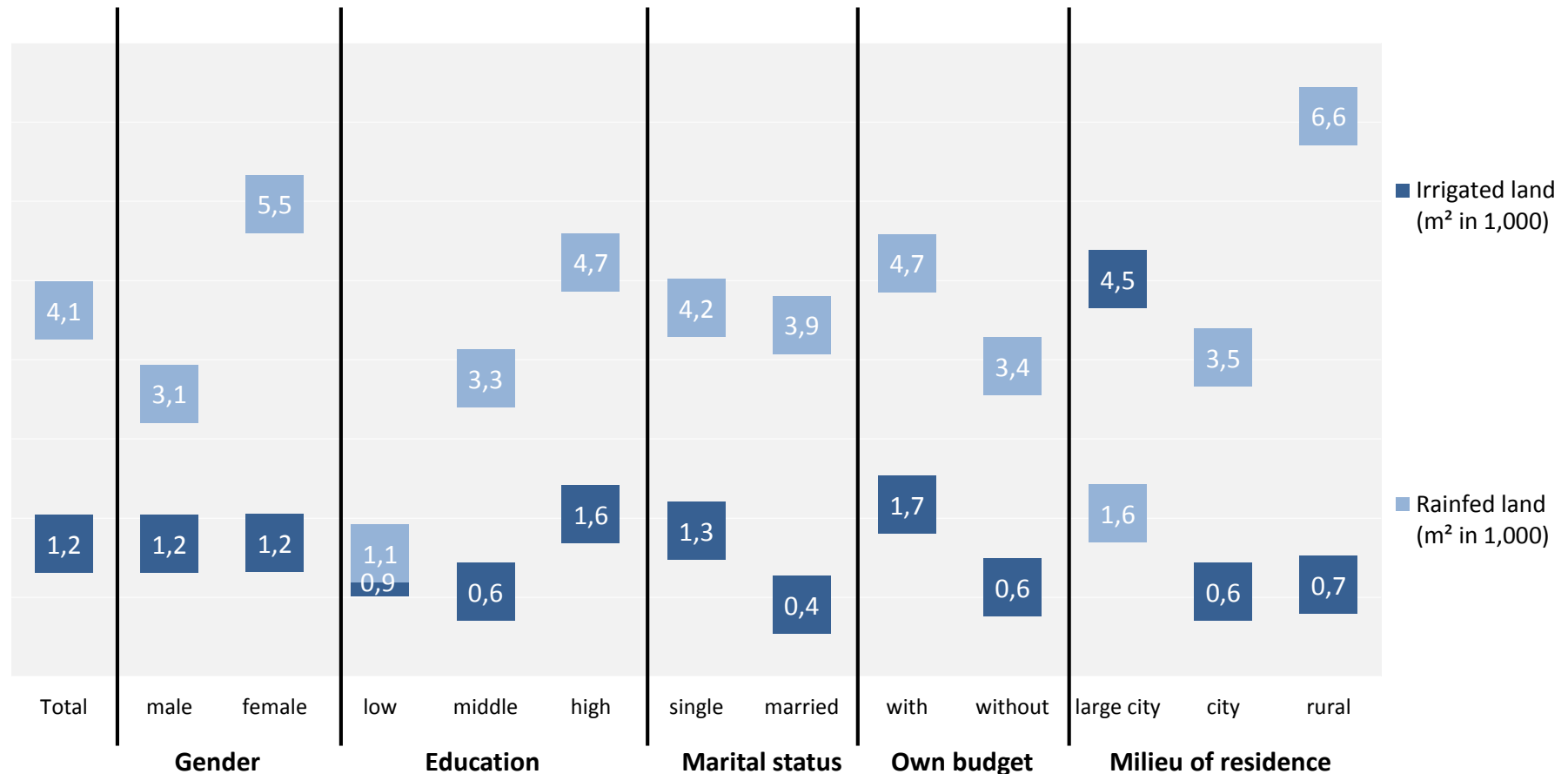
## Palestine: Agricultural land owned



Q58: Does your household own agricultural land?

Universe: National population, 16 to 30 years/  
Values in percent

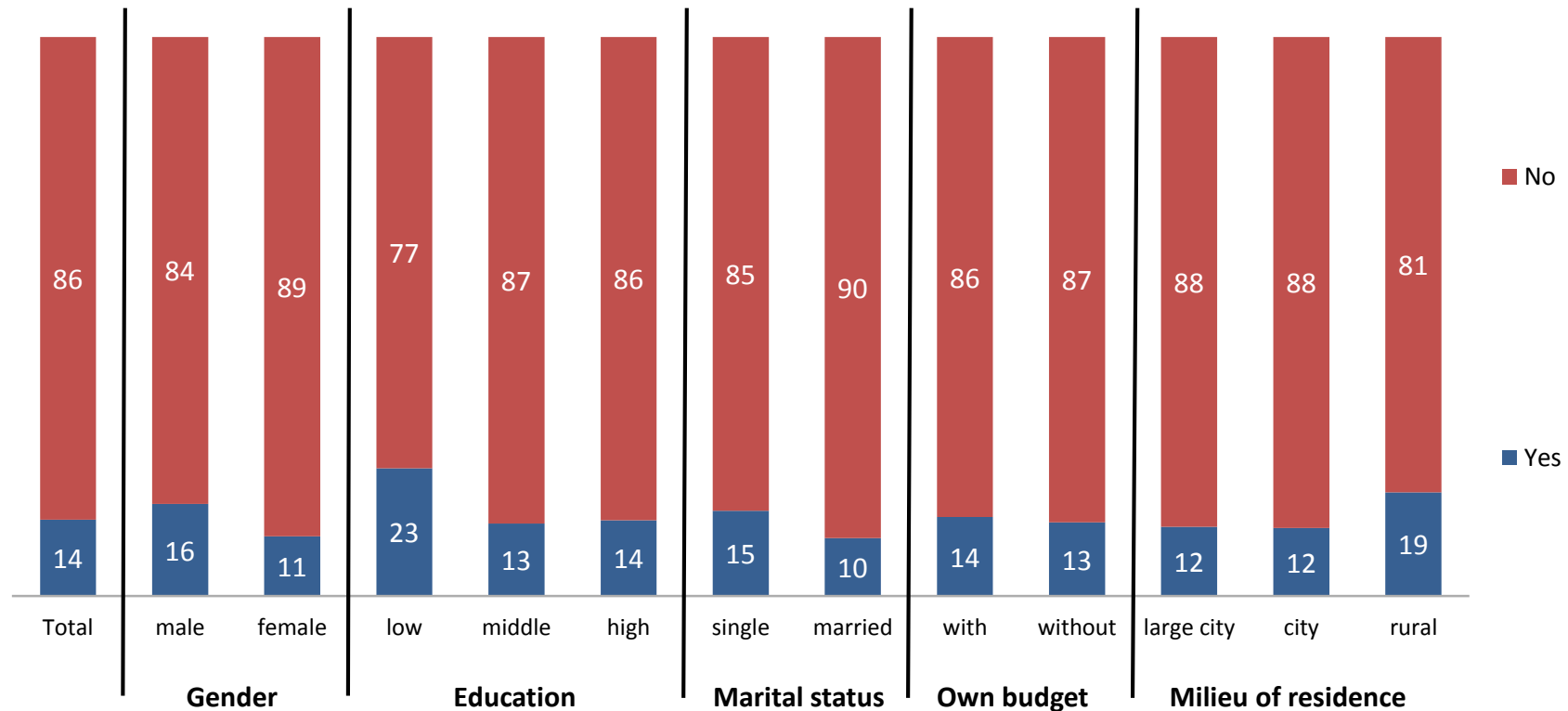
## Palestine: Size of agricultural land owned



Q59: Can you please tell me how much agricultural land you own?

Universe: National population, 16 to 30 years/  
Basis: Respondents that own agricultural land (Q58)  
Values in percent/ Attention: in part small number of cases

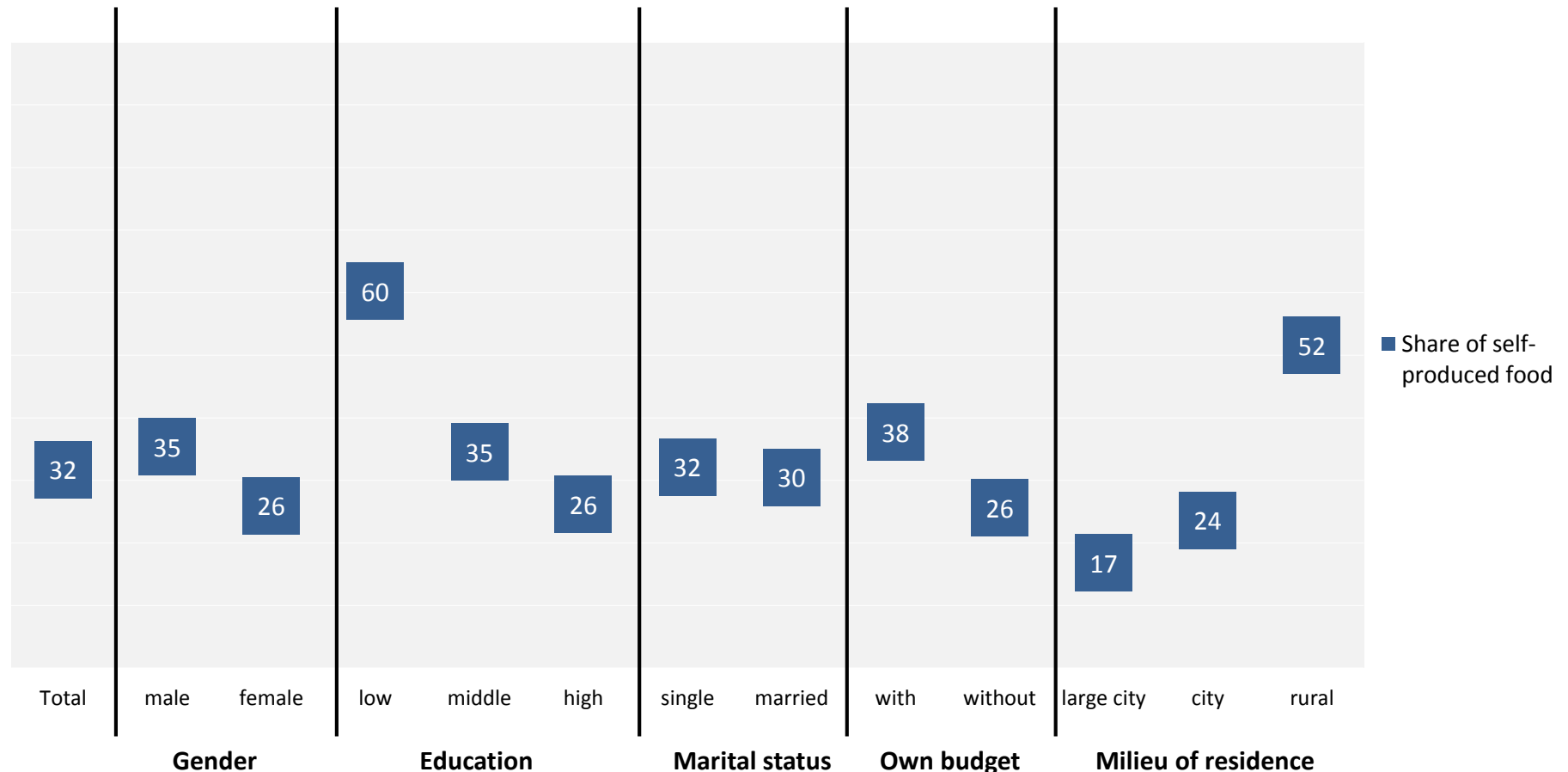
## Palestine: Producing food for own consumption



Q60: Does your household currently produce food for its own consumption?

Universe: National population, 16 to 30 years/  
Values in percent

## Palestine: Self-produced food for consumption



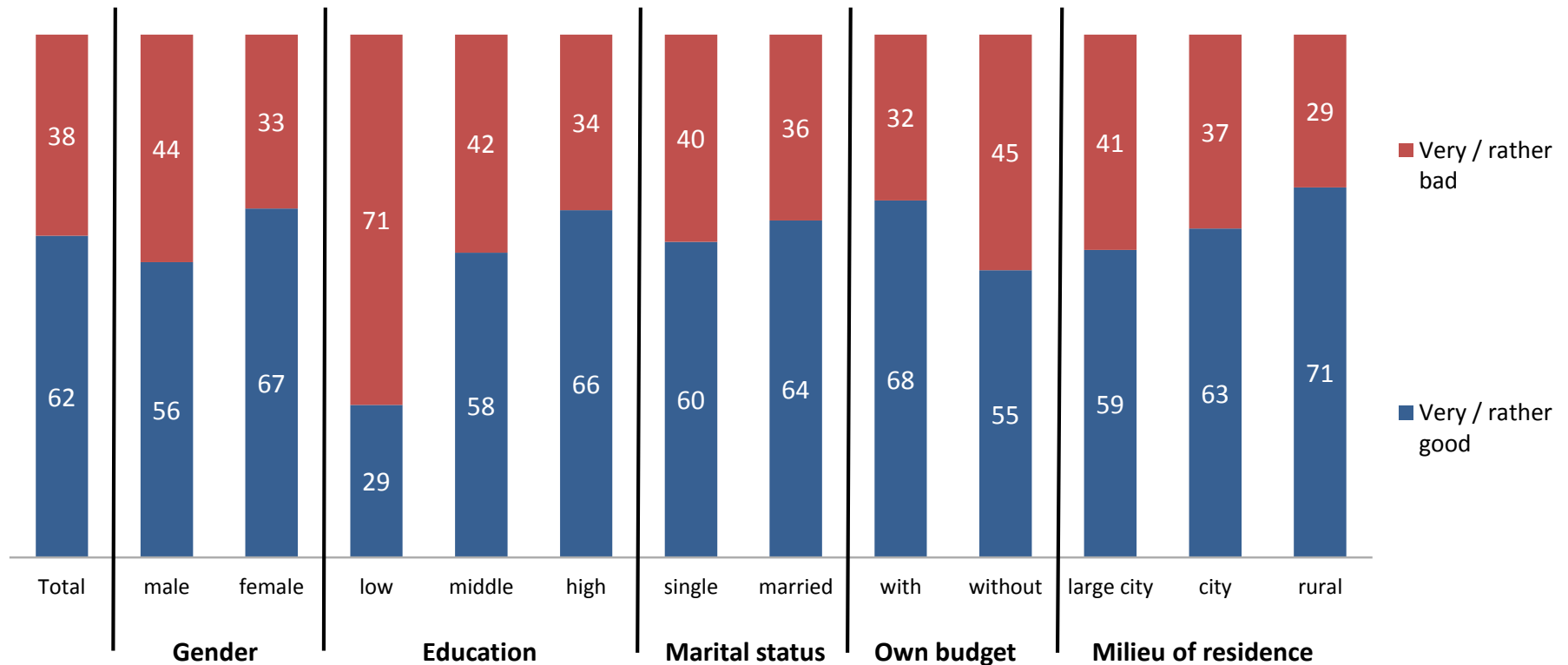
Q61: How large is its share, if you consider the total food expenditure?  
Please give a rough estimate.

Universe: National population, 16 to 30 years/  
Respondents living in household that produces own food (Q60)/  
Values in percent

## ECONOMY



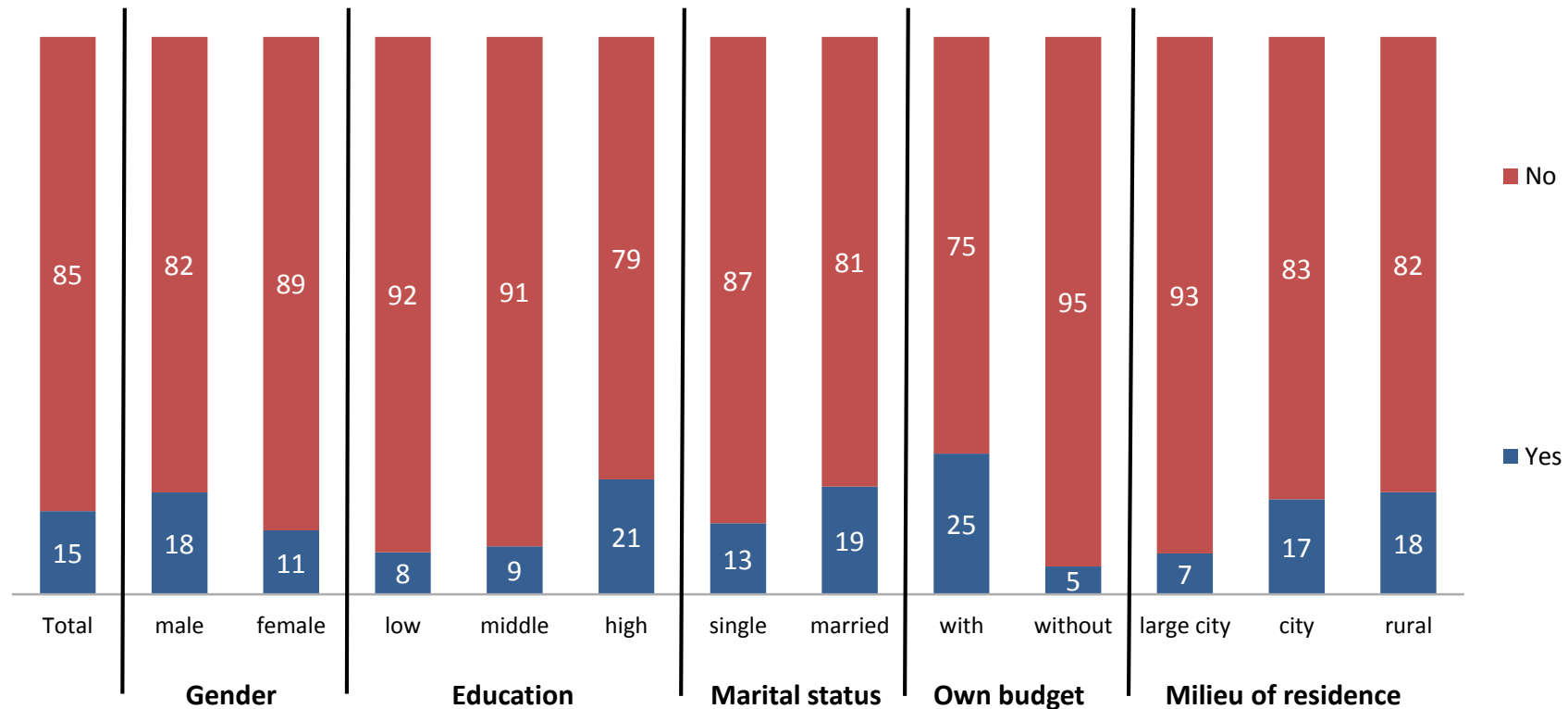
## Palestine: Personal economic situation today



Q62: How would you assess your personal economic situation today?

Universe: National population, 16 to 30 years/  
Values in percent

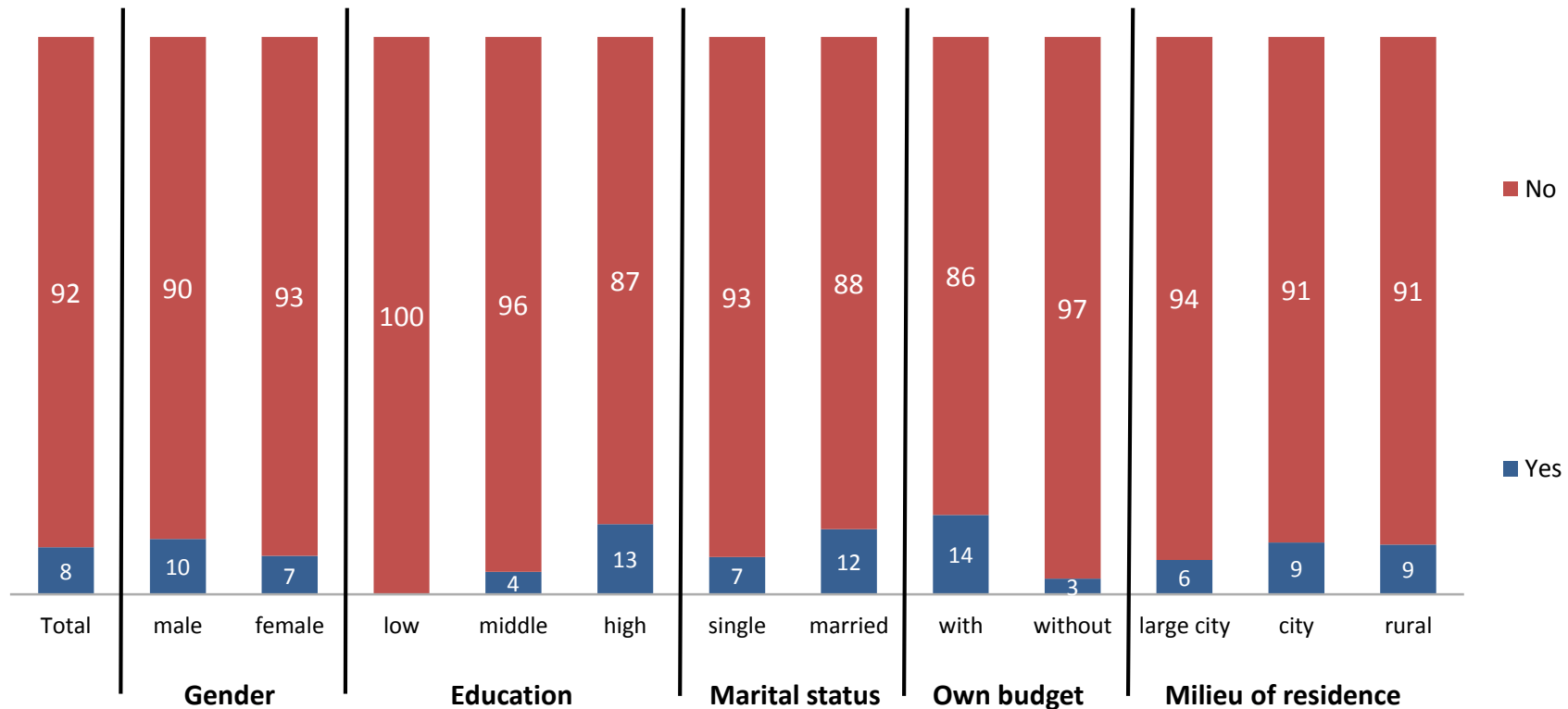
## Palestine: Own private bank or postal account



Q63: Do you possess a private bank or postal account?

Universe: National population, 16 to 30 years/  
Values in percent

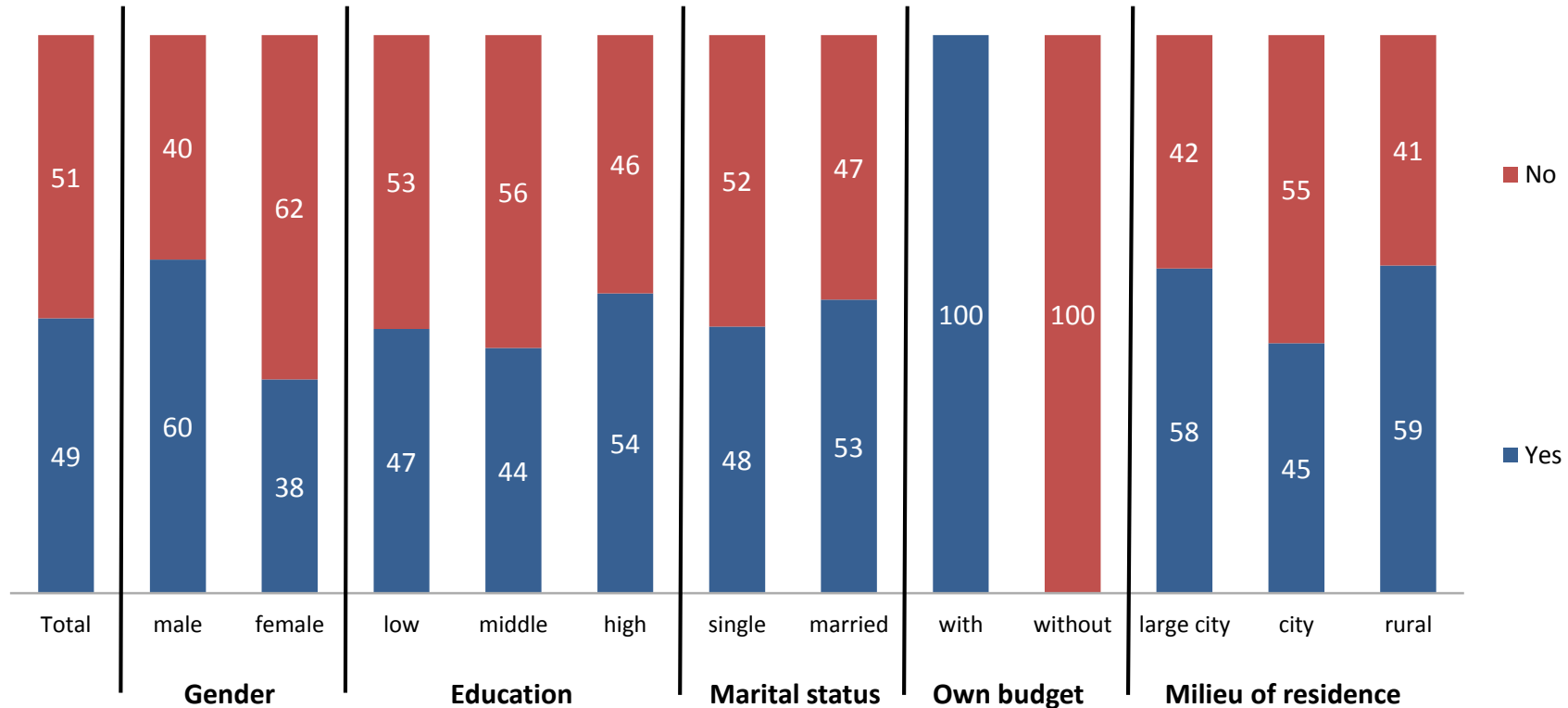
## Palestine: Own credit card



Q64: Do you possess a private credit card?

Universe: National population, 16 to 30 years/  
Values in percent

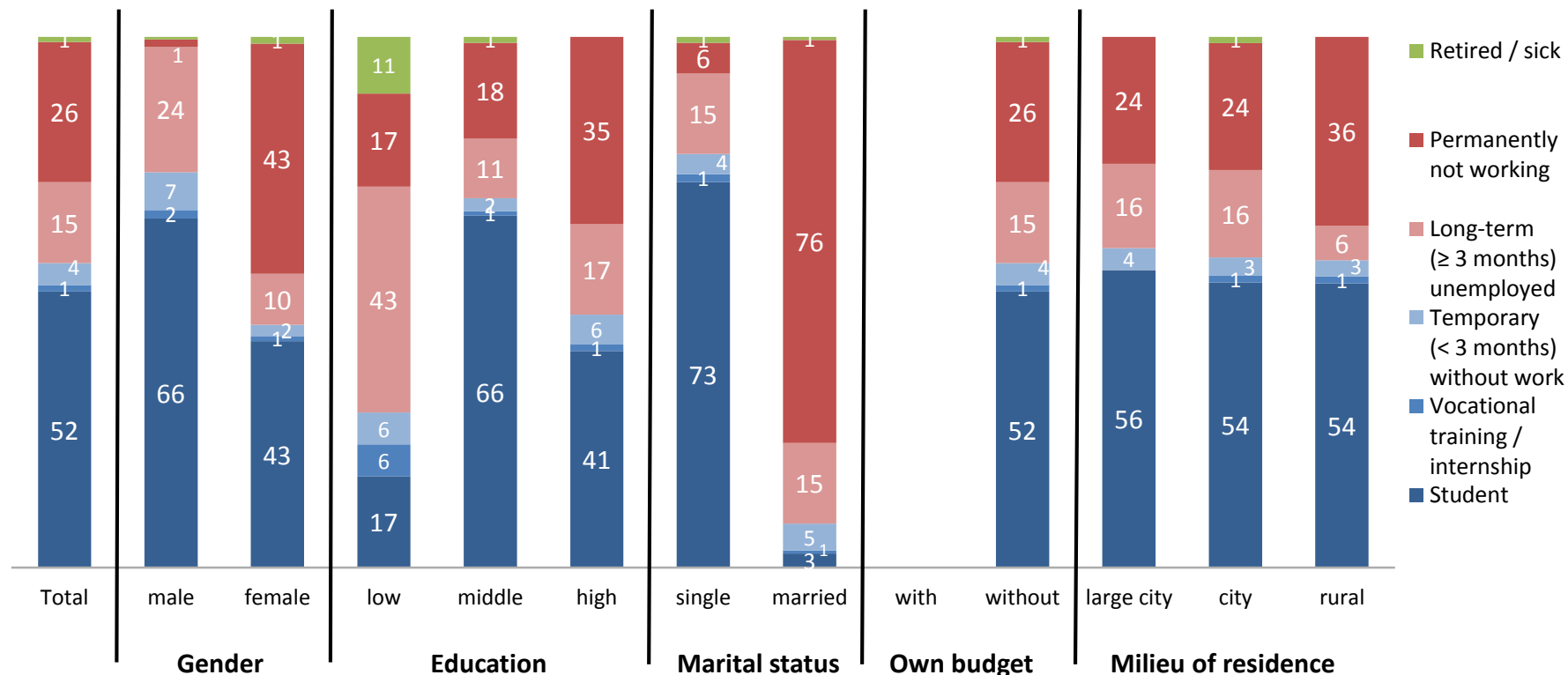
## Palestine: Availability of money



Q65: Do you personally have some money available, either from working, from your family or from other sources?

Universe: National population, 16 to 30 years/  
Values in percent

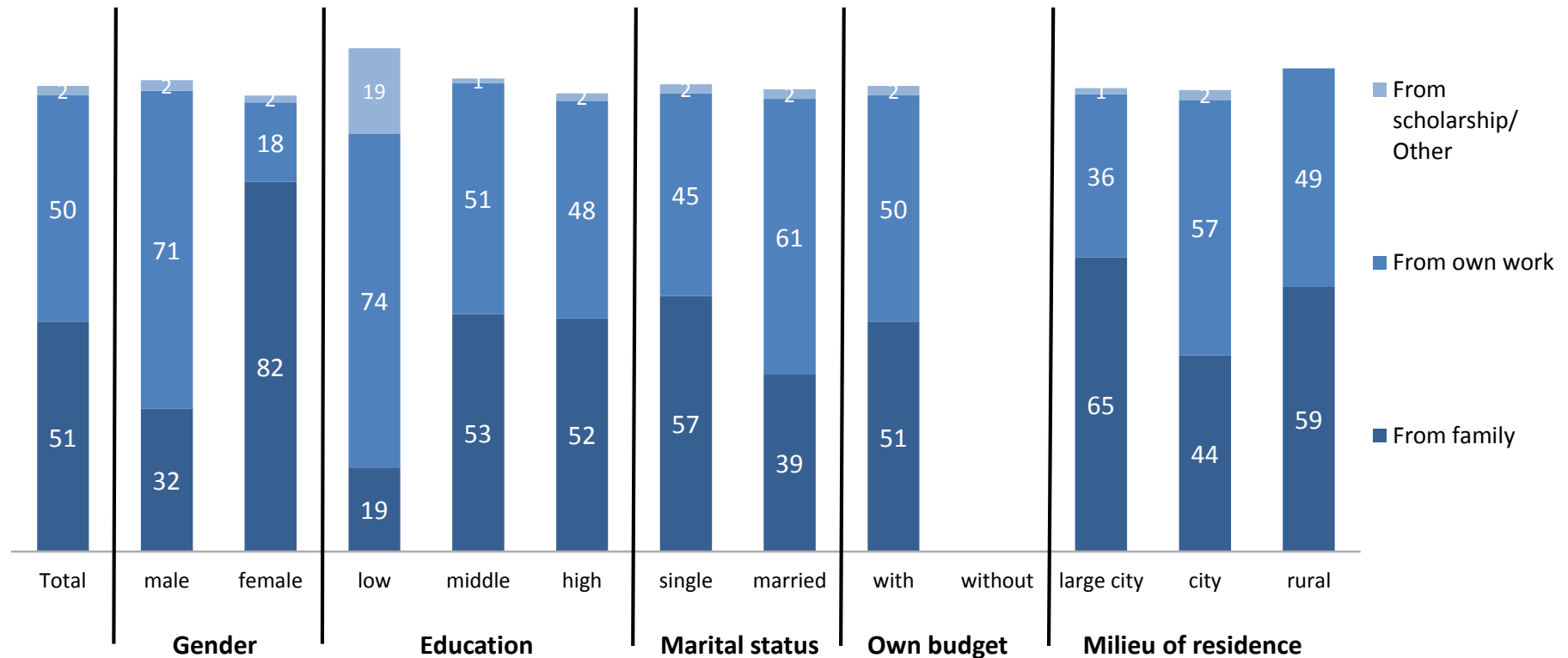
## Palestine: No money at disposal – current situation



Q66: If you do not have any money at your disposal, can you please indicate your situation?

Universe: National population, 16 to 30 years/  
Basis: Respondents with no money available (Q65)/  
Values in percent

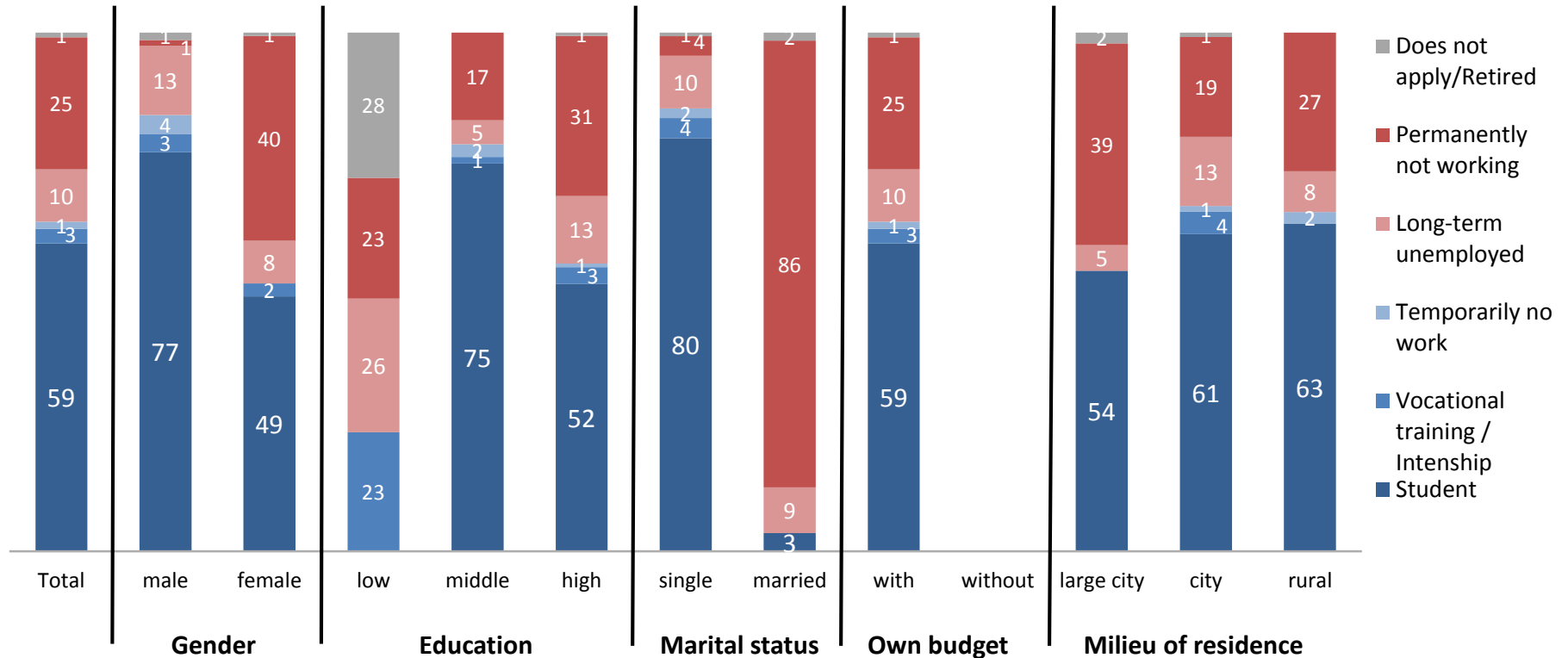
## Palestine: Sources of budget



Q67: What are the different sources of your budget?  
Multiple answers possible

Universe: National population, 16 to 30 years/  
Basis: Respondents with money available (Q65)/  
Values in percent

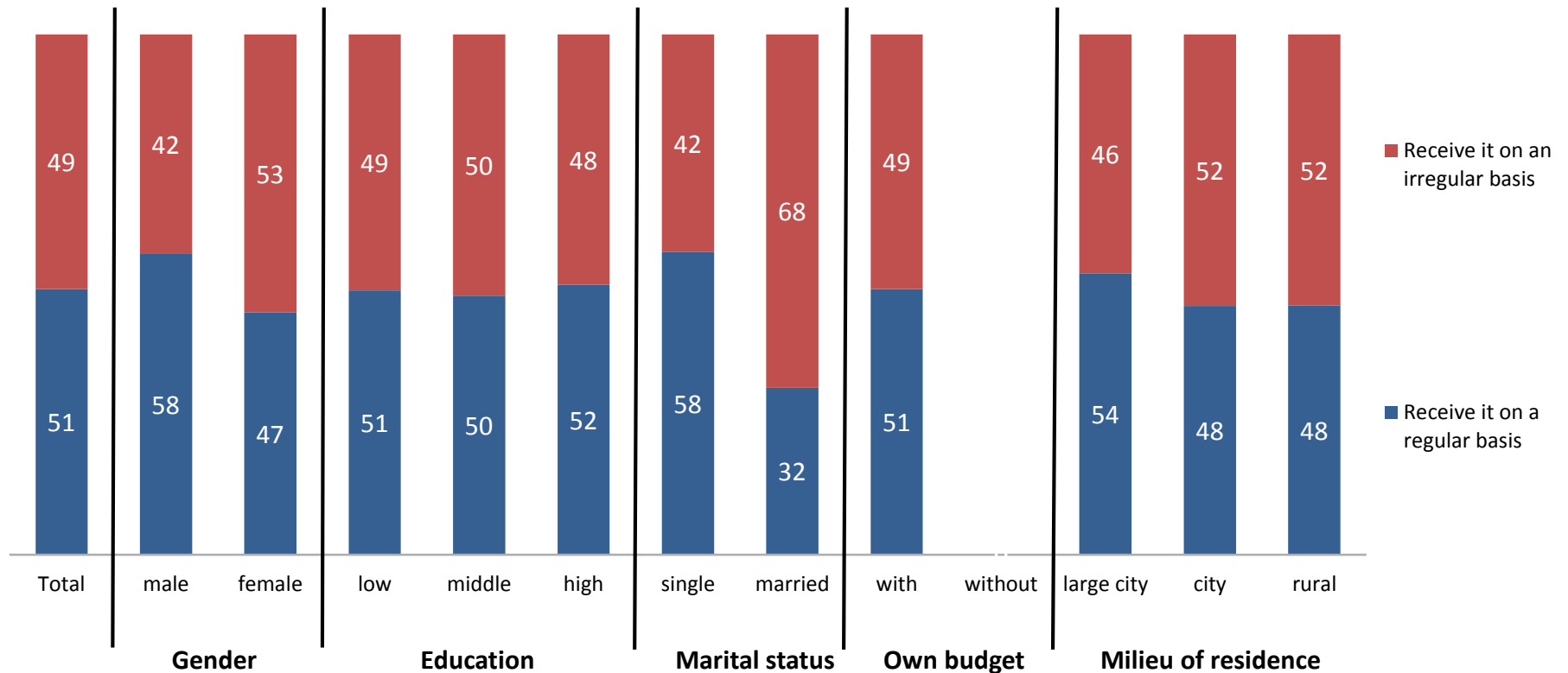
## Palestine: Reason for receiving transfers/ budget support



Q68: If the only source for your budget is your family or transfers from other persons / institutions, could you please describe your situation?

Universe: National population, 16 to 30 years/  
Basis: Respondents with sources of budget not from own work (Q67)/  
Values in percent

## Palestine: Regular or irregular financial support

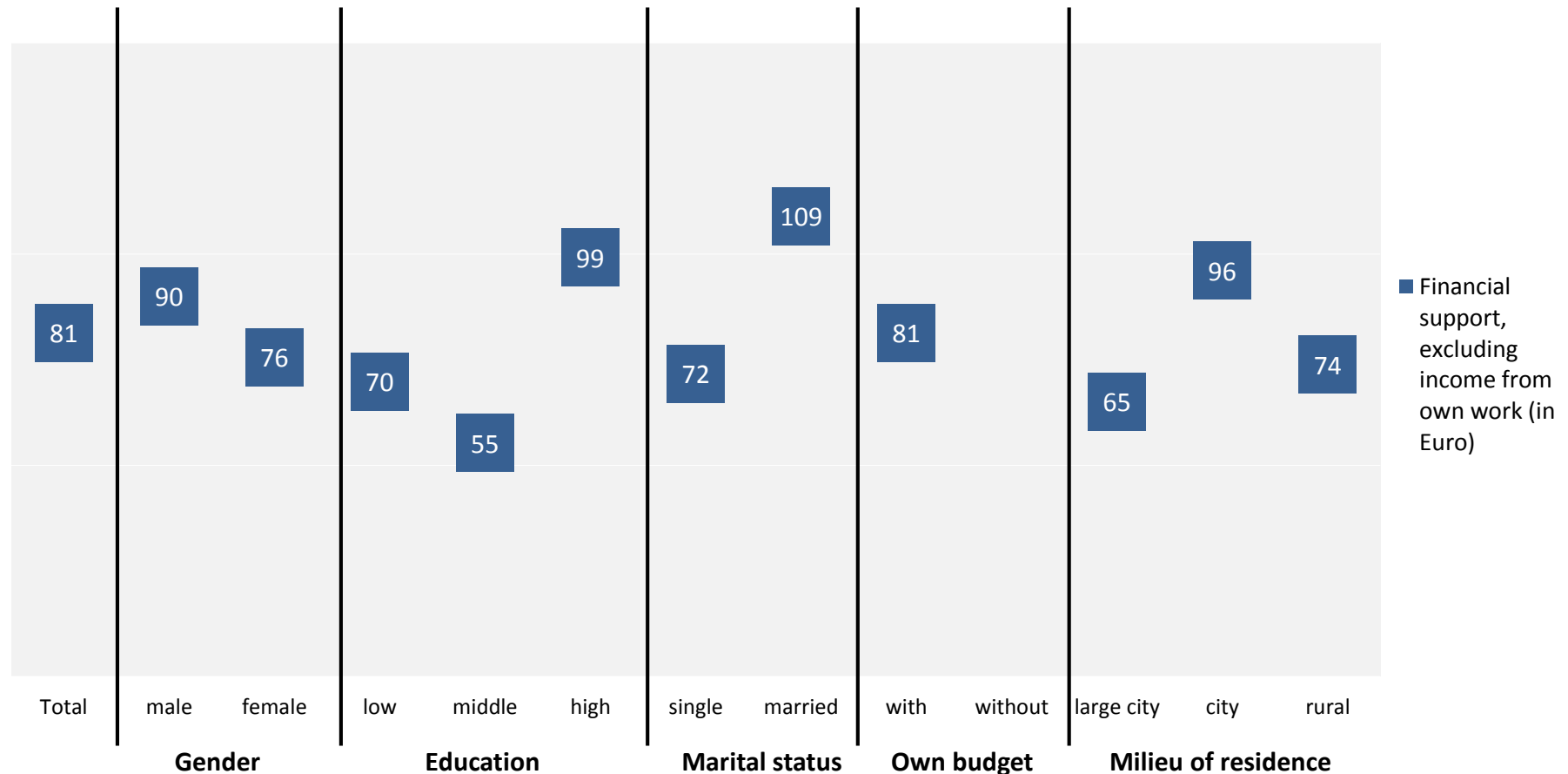


Q69: You said you receive money from the family or from other sources (excluding income from your own work). Do you ...?

Universe: National population, 16 to 30 years/  
Basis: Respondents with sources of budget (Q67)/  
Values in percent



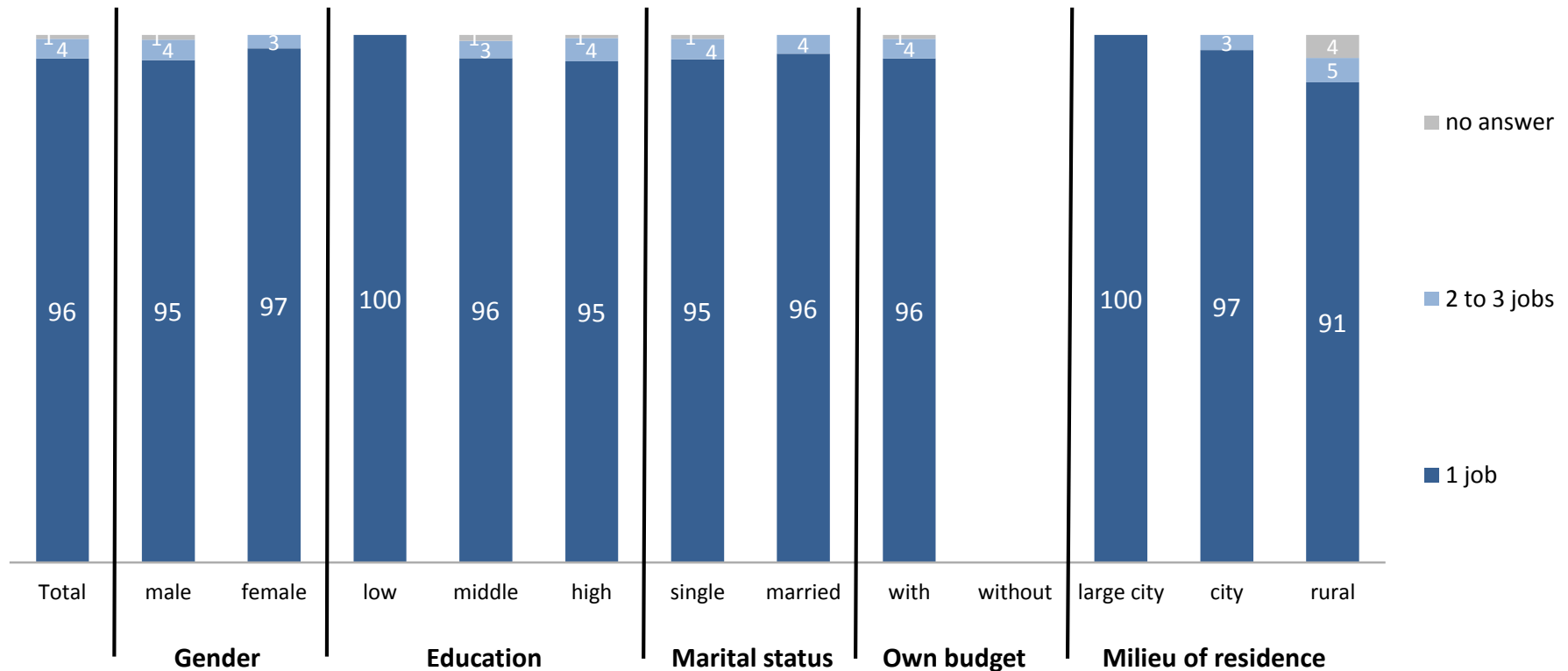
## Palestine: Amount of transfers / financial support



Q70: If you have to guess, how much money do you receive on average per month from your family or other sources (excluding income from your own work)?

Universe: National population, 16 to 30 years/  
Basis: Respondents with sources of budget (Q67)/  
Average values/ Attention: in part small number of cases

## Palestine: Current number of jobs



Q71: If you work for money: how many jobs do you have today?

Universe: National population, 16 to 30 years/  
Basis: Respondents with income from own work (Q67)/  
Values in percent

## Palestine: Different tasks and jobs

	Gender			Education			Marital status		Own budget		Milieu of residence		
	Total	male	female	low	middle	high	single	married	with	without	large city	city	rural
State employee	11	10	19		5	16	5	20	11		10	11	14
Employee (with insurance)	14	10	35	7	4	21	15	10	14		18	14	10
Worker (no insurance, but continuous employment)	13	14	7	13	17	10	15	10	13		16	10	16
Remunerated labourer as part of a family business	10	11			13	8	11	8	10		22	9	5
Self-employed with higher education (medical doctor, lawyer etc.)	5	4	8	6	1	7	4	5	5			3	6
Self-employed without higher education (trade, commerce, industry, etc.)	13	15	3	22	14	12	14	12	13		3	12	22
Self-employed in agriculture	6	7		13	9	3	7	5	6		2	7	9
Self-employed in service sector (continuous work, unstable income)	13	13	13	9	13	14	14	13	13		12	15	11
Day labourer (unstable employment, unstable income)	15	16	13	30	19	11	15	15	15		11	18	11
Retired													
Other	7	7	7		9	6	7	7	7		6	6	7

Universe: National population, 16 to 30 years/

Q72: What kind of different tasks/jobs are you doing?

Basis: Respondents with income from own work (Q67)/ Values in percent

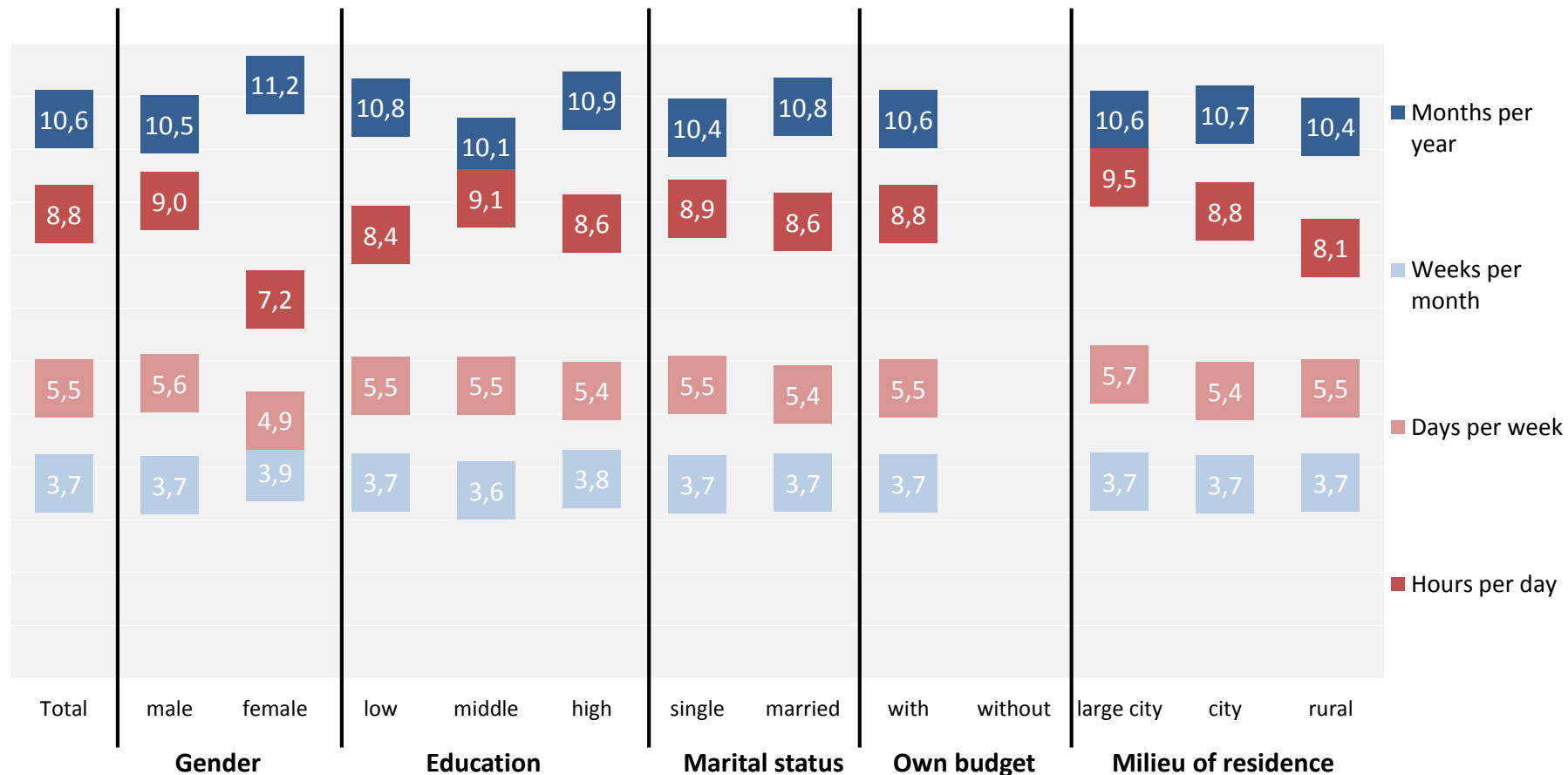
## Palestine: Jobs most important for income

		Gender		Education			Marital status		Own budget		Milieu of residence		
	Total	male	female	low	middle	high	single	married	with	without	large city	city	rural
State employee	11	10	19		5	16	5	20	11		10	11	14
Employee (with insurance)	13	10	35	7	4	20	15	10	13		18	13	10
Worker (no insurance, but continuous employment)	12	13	7	13	17	9	14	10	12		16	9	16
Remunerated labourer as part of a family business	10	11			13	8	11	8	10		22	9	5
Self-employed with higher education (medical doctor, lawyer etc.)	4	4	8	6	1	6	3	5	4			3	6
Self-employed without higher education (trade, commerce, industry, etc.)	13	14	3	22	14	11	14	11	13		3	12	20
Self-employed in agriculture	5	6		13	9	1	6	4	5		2	6	7
Self-employed in service sector (continuous work, unstable income)	13	13	13	9	13	13	14	12	13		12	15	11
Day labourer (unstable employment, unstable income)	13	14	10	30	17	9	14	13	13		11	16	10
Retired													
Other	5	5	5		6	5	5	7	5		6	6	2

Q73: Please rank these jobs concerning your income from most important (1) to least important (3)?

Universe: National population, 16 to 30 years/  
Basis: Respondents with income from own work (Q67)/ Q73 rank "1"/ Values in percent

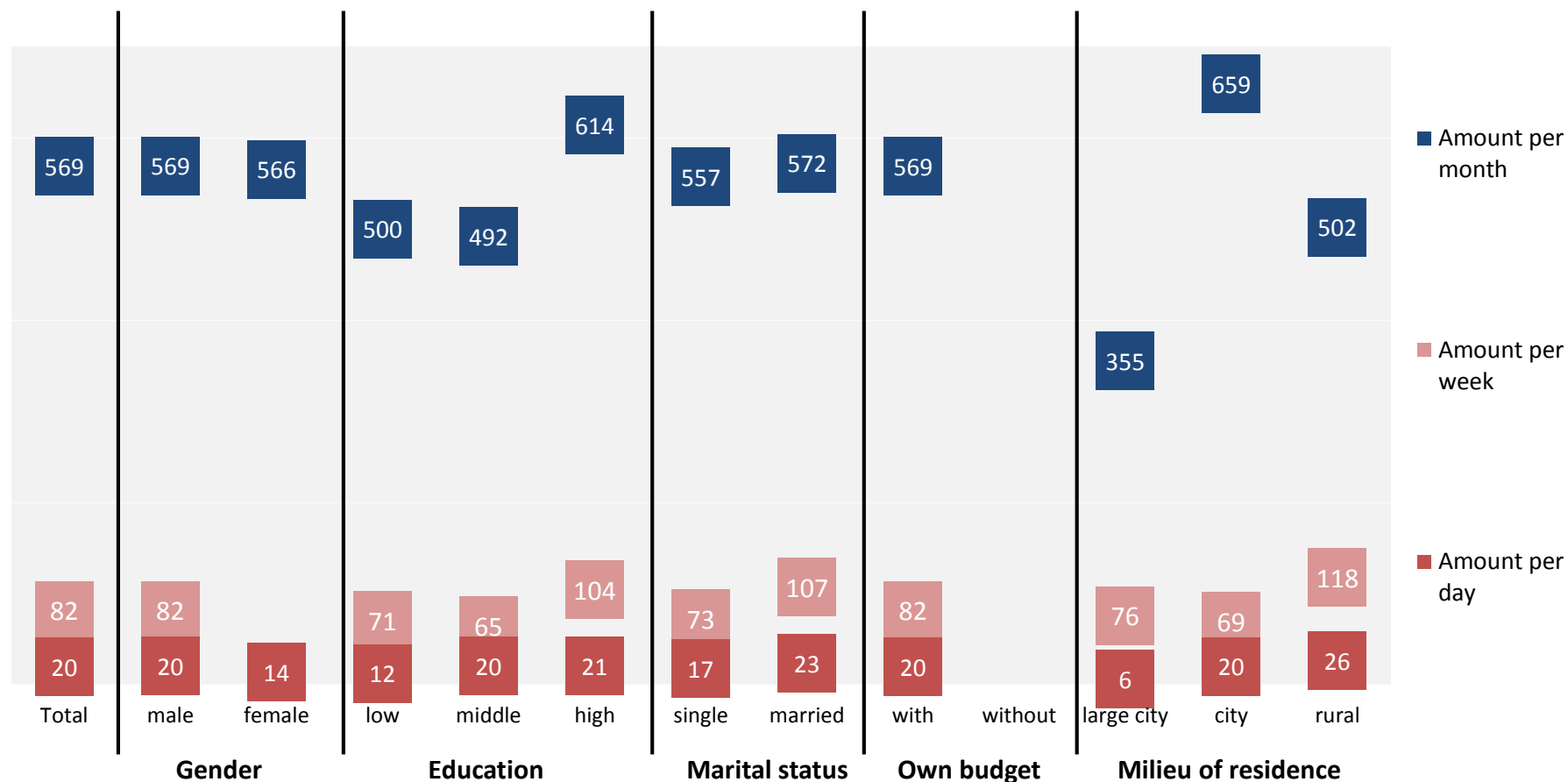
## Palestine: Frequency of work – most important job



Q74: Frequency of work: Please tell me how many ... you are working.

Universe: National population, 16 to 30 years/  
Basis: Respondents with income from own work (Q67)/  
Values in percent

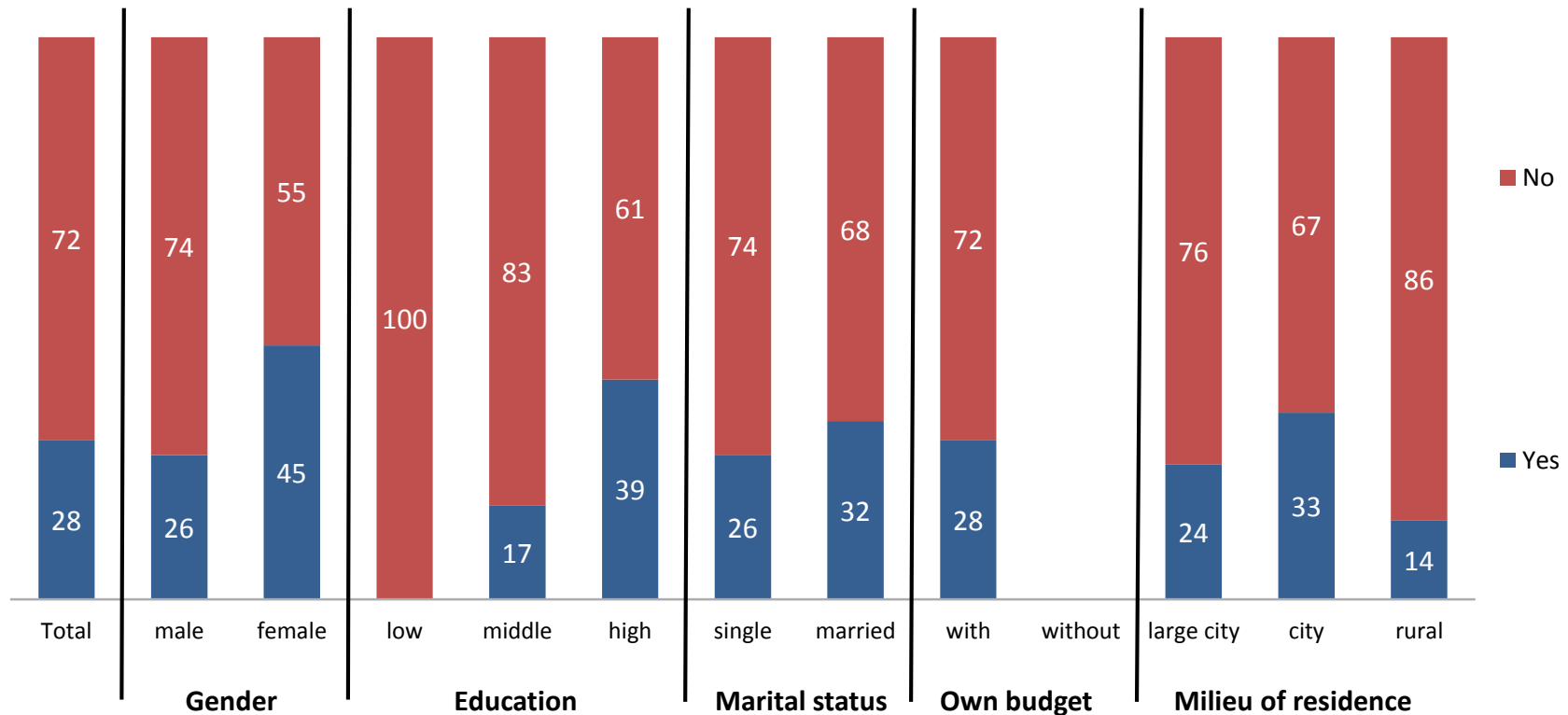
## Palestine: Income - most important job (in Euro)



Q75: And how much are you paid per job? (Only one answer per job)

Universe: National population, 16 to 30 years/  
Basis: Respondents with income from own work (Q67)/  
Average Values/ Attention: in part small number of cases

## Palestine: Sickness payment - most important job



Q76: Do you receive continuous payment in case of sickness? (Answer for each job)

Universe: National population, 16 to 30 years/  
Basis: Respondents with income from own work (Q67)/  
Values in percent

## Palestine: Information about most important job

	Gender			Education			Marital status		Own budget		Milieu of residence		
	Total	male	female	low	middle	high	single	married	with	without	large city	city	rural
Friends informed me about this job	35	36	31	55	43	29	35	37	35		19	37	44
Via Internet	3	2	6		1	4	4	1	3		6	2	
Somebody from my family informed me	37	39	18	23	38	37	39	33	37		55	34	27
I read an advertisement	8	6	19	7	1	13	5	11	8		2	9	12
Via a private employment agency	1	1	2			2	2		1				4
A public institution (e.g. employment office) informed me	3	3	8		2	5	2	5	3		6	4	2
Other	13	13	15	14	16	11	13	13	13		12	14	11

Q77: How did you find out about your most important job?

Universe: National population, 16 to 30 years/

Basis: Respondents with income from own work (Q67)/ Values in percent



## Palestine: Reasons for choosing the job

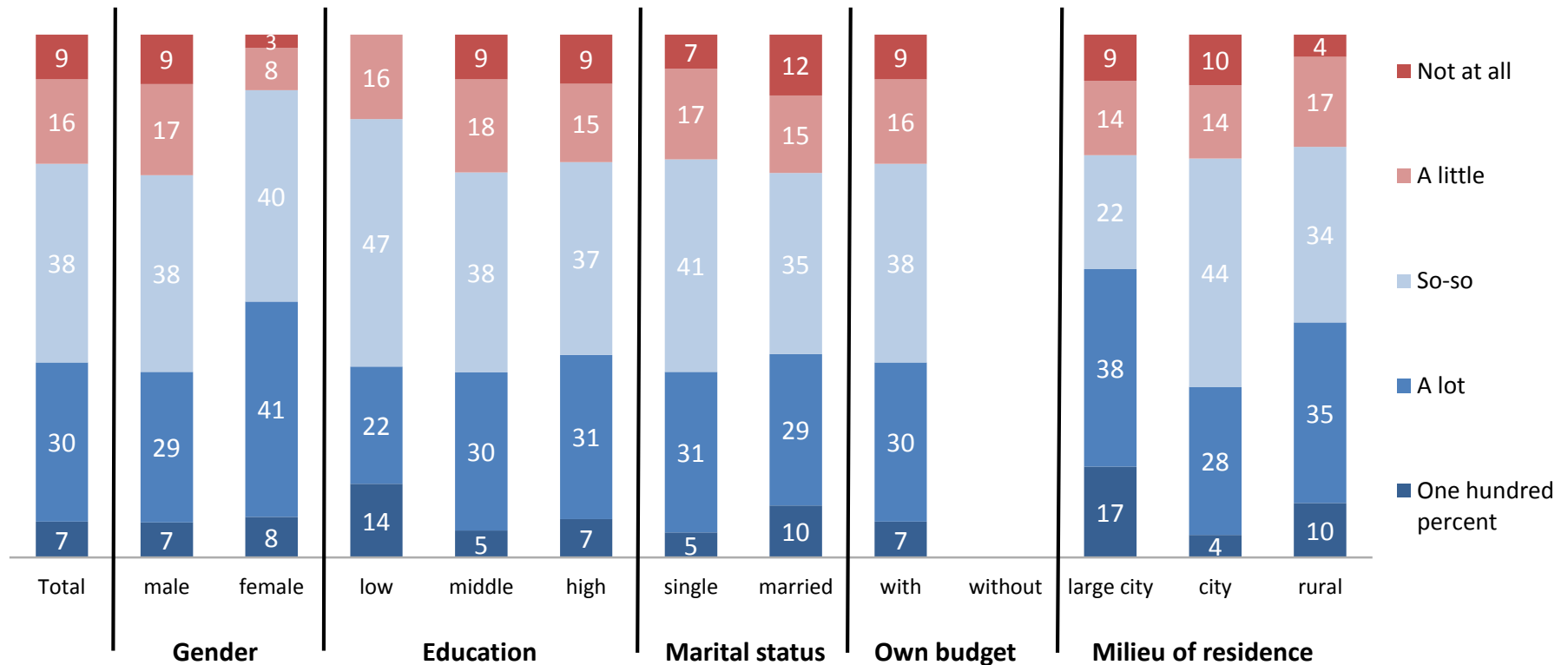
	Gender			Education			Marital status		Own budget		Milieu of residence		
	Total	male	female	low	middle	high	single	married	with	without	large city	city	rural
I had no other option	70	73	50	60	80	63	68	72	70		74	73	56
It is the only work I know how to do	42	42	39	46	49	36	39	46	42		47	48	15
It is a secure job	48	45	72	33	41	55	50	46	48		54	50	40
It is a business that belongs to my family	20	22	3	6	27	16	20	18	20		31	20	13
My boss is from the same area	25	25	21	20	21	28	28	20	25		61	17	21
It's nicely paid	27	26	30	9	26	29	27	26	27		27	28	18
It's work that is socially well accepted	56	53	73	49	58	55	52	61	56		64	53	60
I can engage with friends and colleagues	42	39	63	56	33	48	40	45	42		48	40	41
I can learn a lot	44	41	66	37	39	49	44	43	44		61	40	44
I have the option to upgrade my position	44	41	61	36	33	52	41	47	44		56	41	44

Universe: National population, 16 to 30 years/

Q78: Concerning this work, what are the reasons you are engaging in it?

Basis: Respondents with income from own work (Q67)/ Values in percent "true"

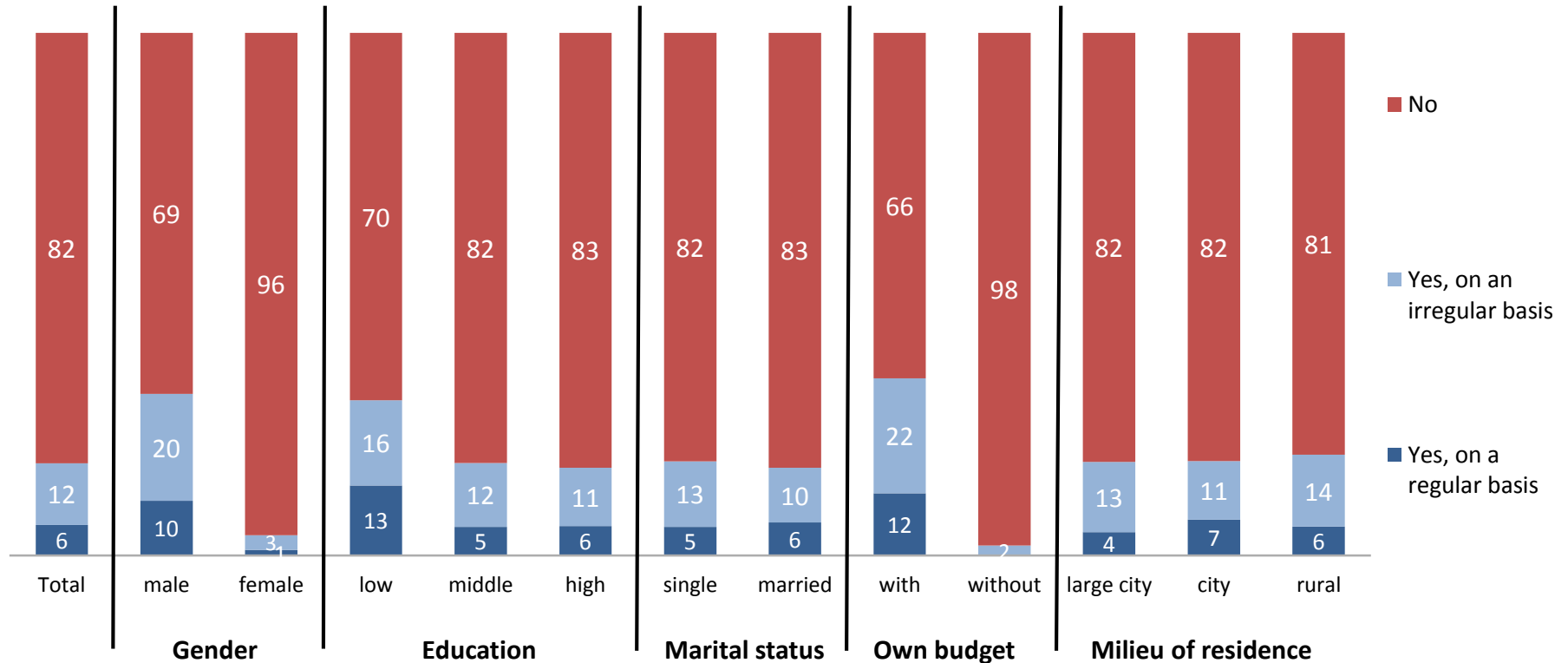
## Palestine: Satisfaction with job



Q79: Do you like this work?

Universe: National population, 16 to 30 years/  
Basis: Respondents with income from own work (Q67)/  
Values in percent

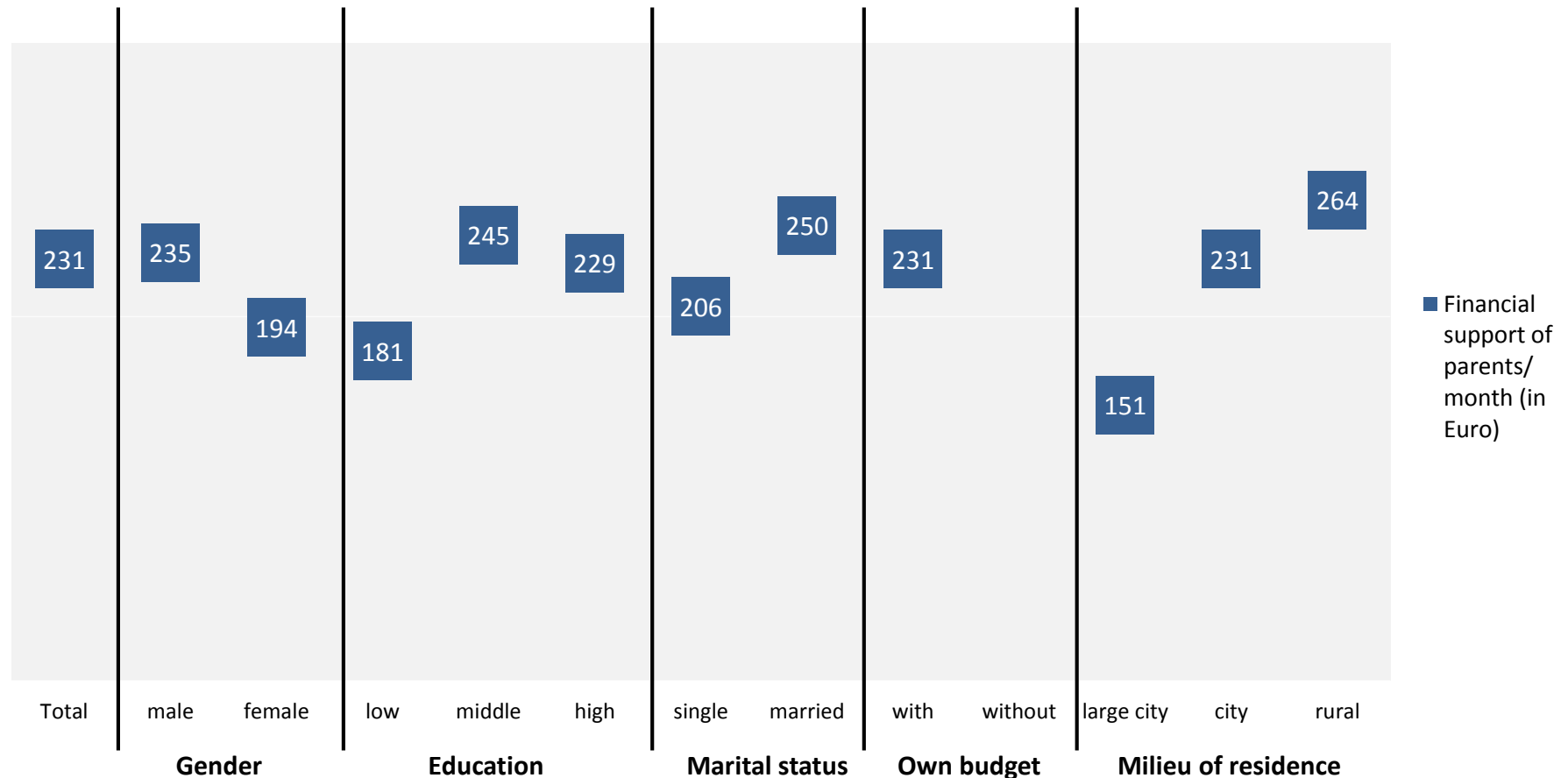
## Palestine: Support parents financially



Q80: Do you support your parents financially? If yes, is that on an irregular or regular basis?

Universe: National population, 16 to 30 years/  
Values in percent

## Palestine: Support parents financially



Q81: How much money per month do you support your parents with?

Universe: National population, 16 to 30 years/  
Basis: Respondents supporting their parents financially (Q80)/  
Values in percent/ Attention: in part small number of cases

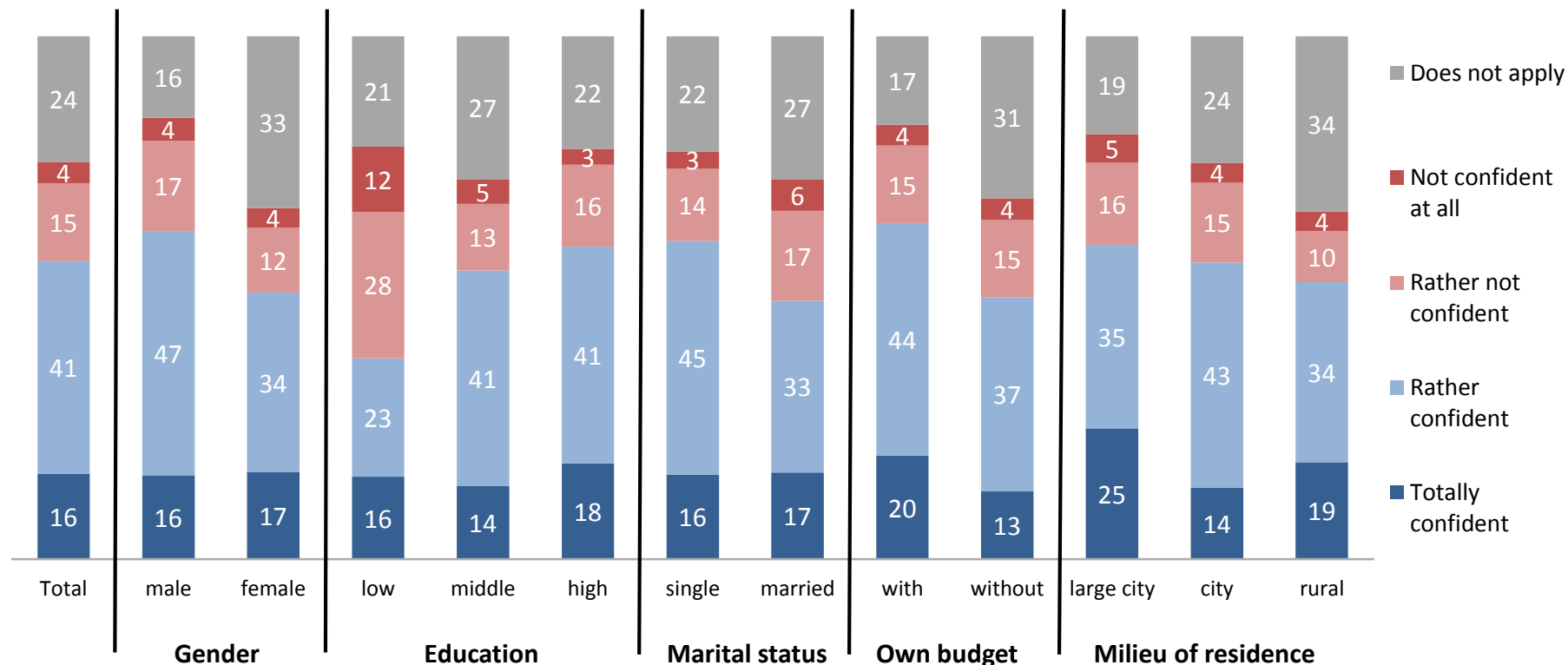
# Palestine: Employment situation

	Gender			Education			Marital status		Own budget		Milieu of residence		
	Total	male	female	low	middle	high	single	married	with	without	large city	city	rural
Earning a high income	58	64	51	55	60	56	59	55	62	54	64	56	63
Options to upgrade my position	50	56	45	45	49	52	51	48	52	48	58	47	53
A secure job	66	68	63	58	65	66	67	62	67	64	73	62	73
Having a lot of contacts with other people	39	42	36	38	37	41	40	36	40	38	50	33	49
The feeling of achieving something	48	46	50	35	45	51	49	46	50	47	54	44	57
The feeling of being accepted	46	45	47	44	45	47	45	48	47	46	54	42	50
The possibility to support others	42	42	42	35	41	43	41	43	42	42	48	37	51
The possibility of implementing own ideas	48	47	48	42	47	48	49	45	49	46	51	47	49
Doing something useful for society	44	43	46	36	43	46	44	43	45	43	50	40	50
The possibility of doing something that makes sense to me	51	51	50	37	50	52	51	49	52	50	58	47	56
A job that allows for enough leisure time	39	39	39	37	37	40	39	38	39	38	45	38	41

Q82: How should an employment situation and your job be in order for you to be satisfied?

Universe: National population, 16 to 30 years/  
Values in percent "very important"

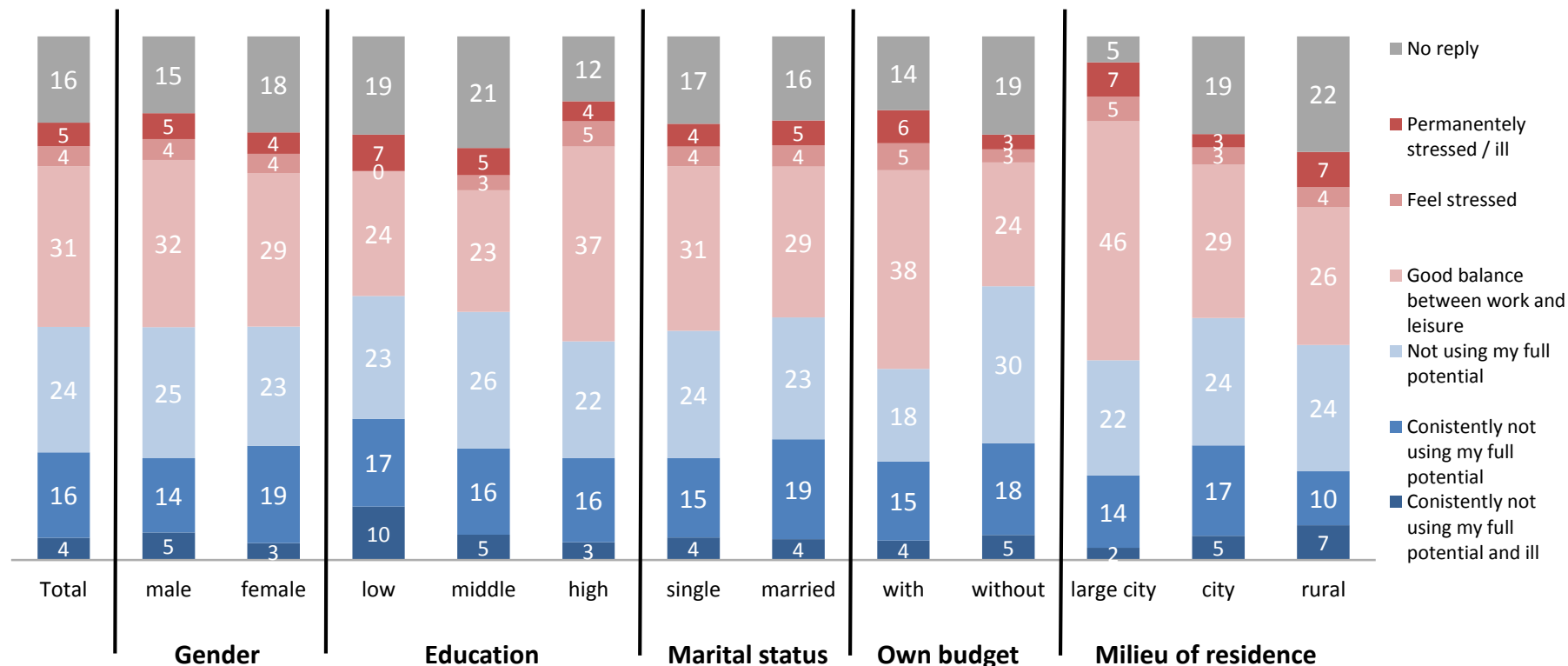
## Palestine: Confidence in realizing job wishes



Q83: How confident are you about the possibility of realising your wishes concerning your job?

Universe: National population, 16 to 30 years/  
Values in percent

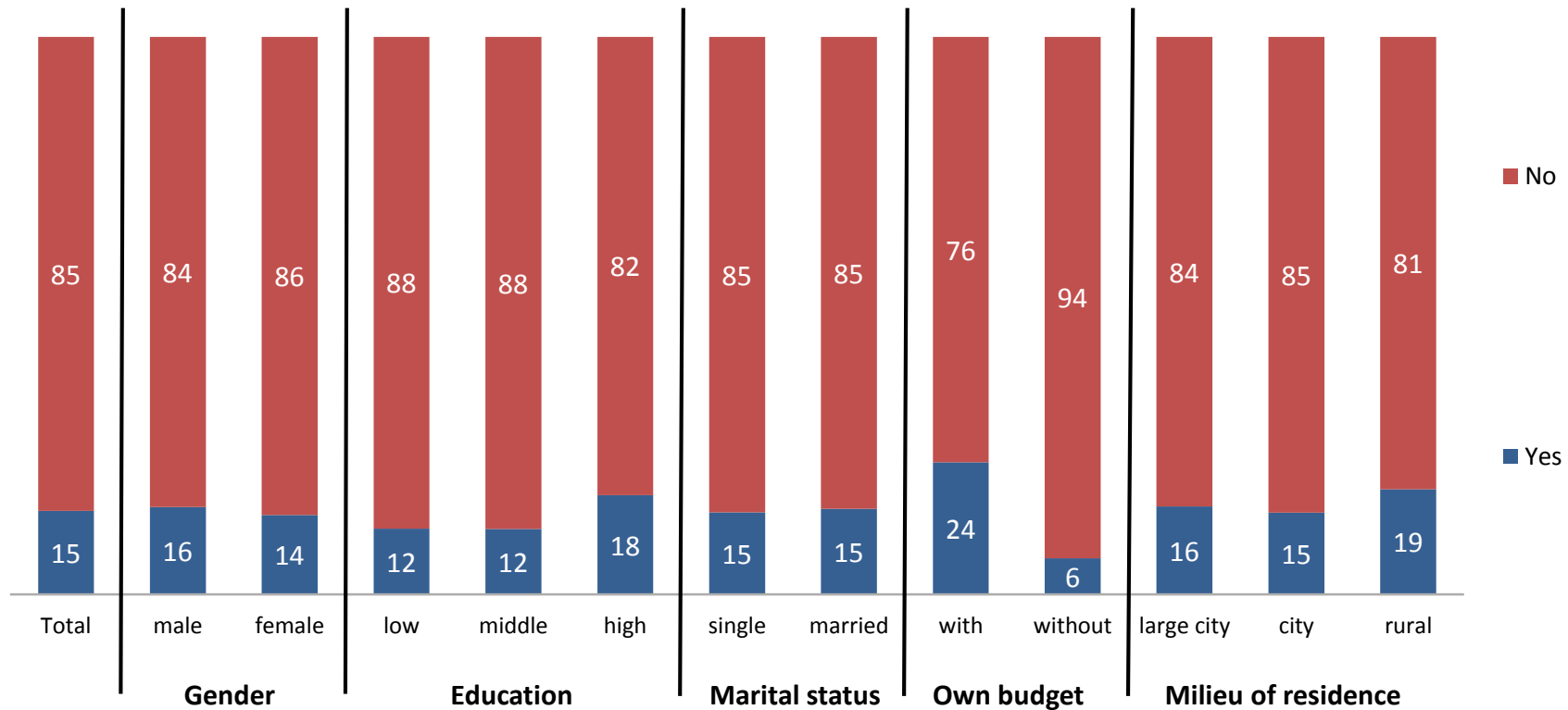
## Palestine: Performance level



Q84: Are you already at the maximum of your performance concerning your studies, your work, or your daily affairs? What describes your situation best?

Universe: National population, 16 to 30 years/  
Values in percent

## Palestine: Savings

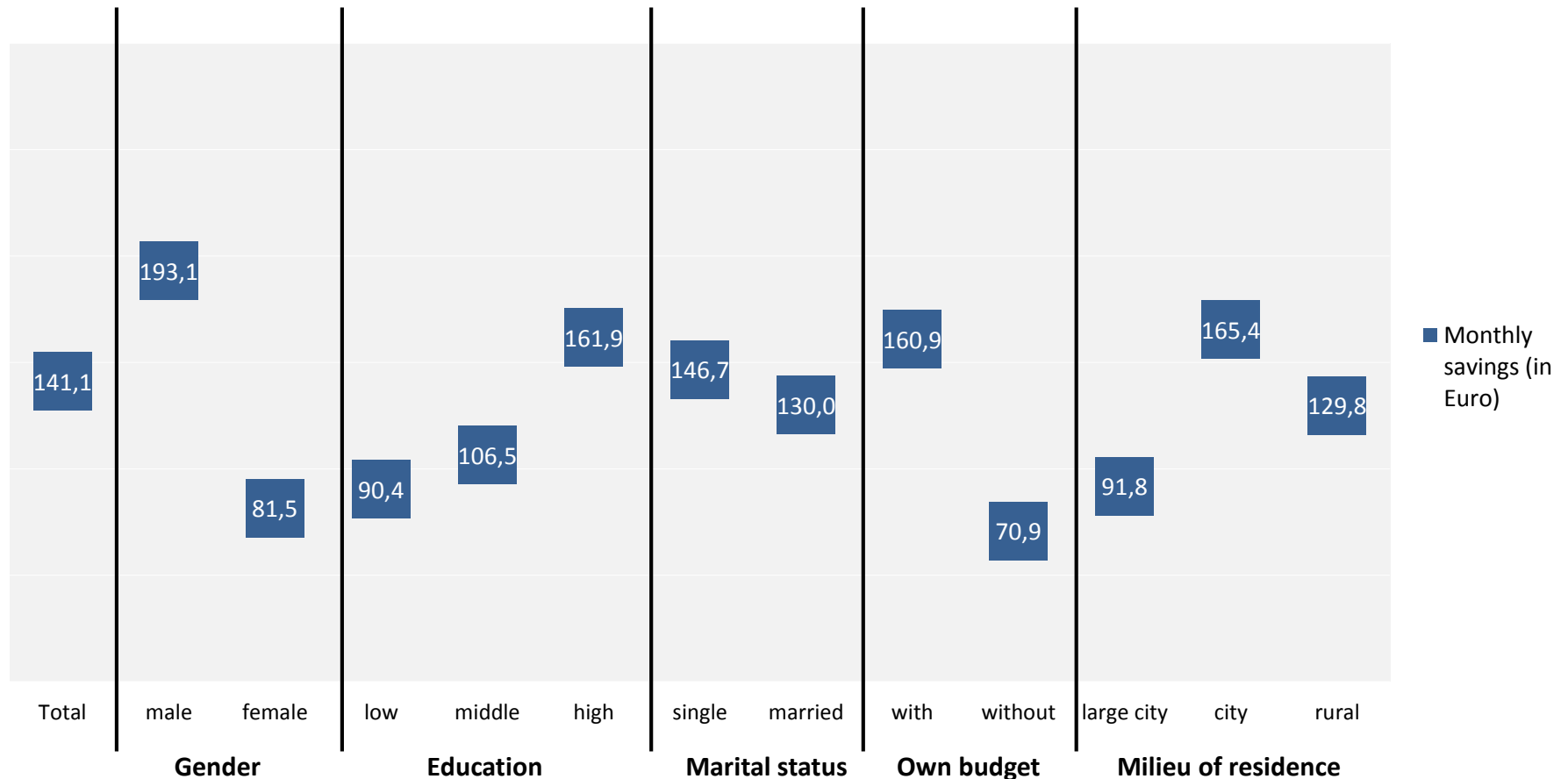


Q85: Are you in a position to save money?

Universe: National population, 16 to 30 years/  
Values in percent



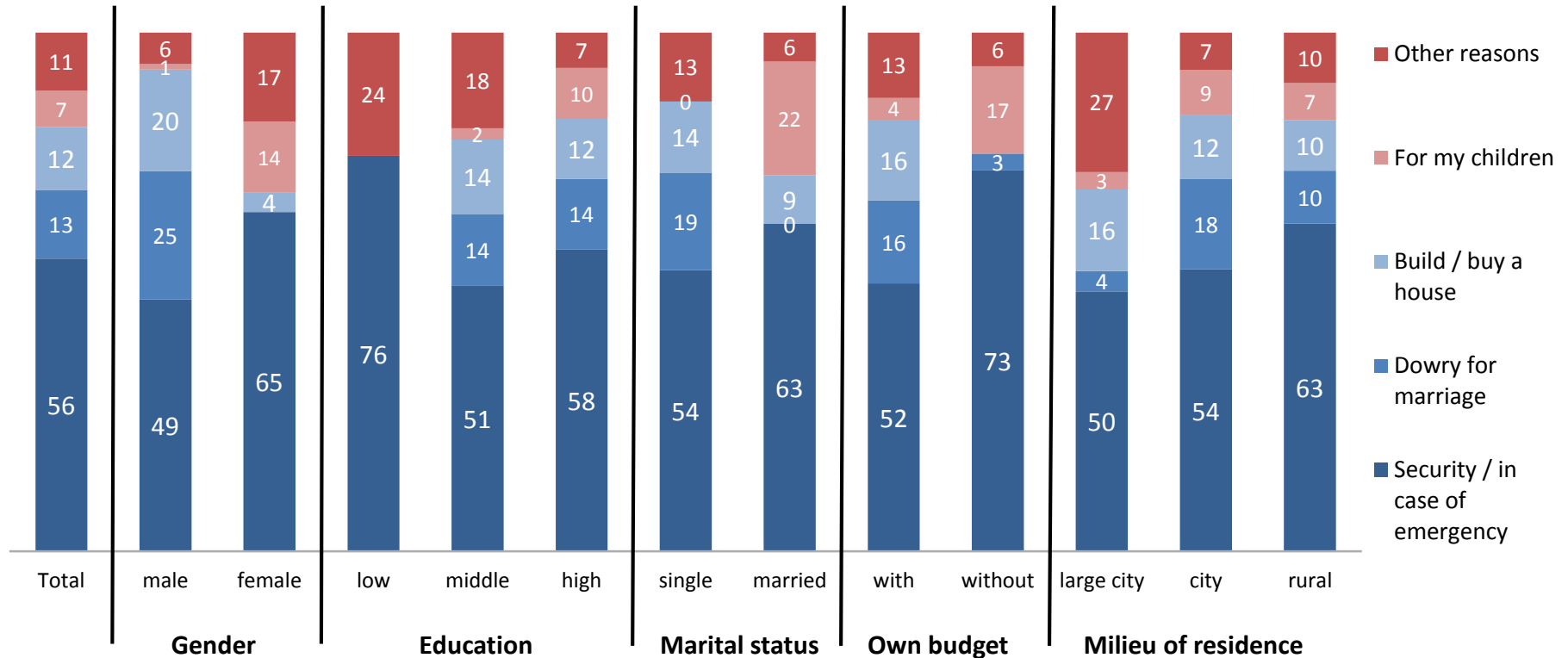
## Palestine: Savings per month



Q86: How much money do you save per month on average?

Universe: National population, 16 to 30 years/  
Basis: Respondents who can save money (Q85)/  
Average values in Euro/ Attention: in part small number of cases

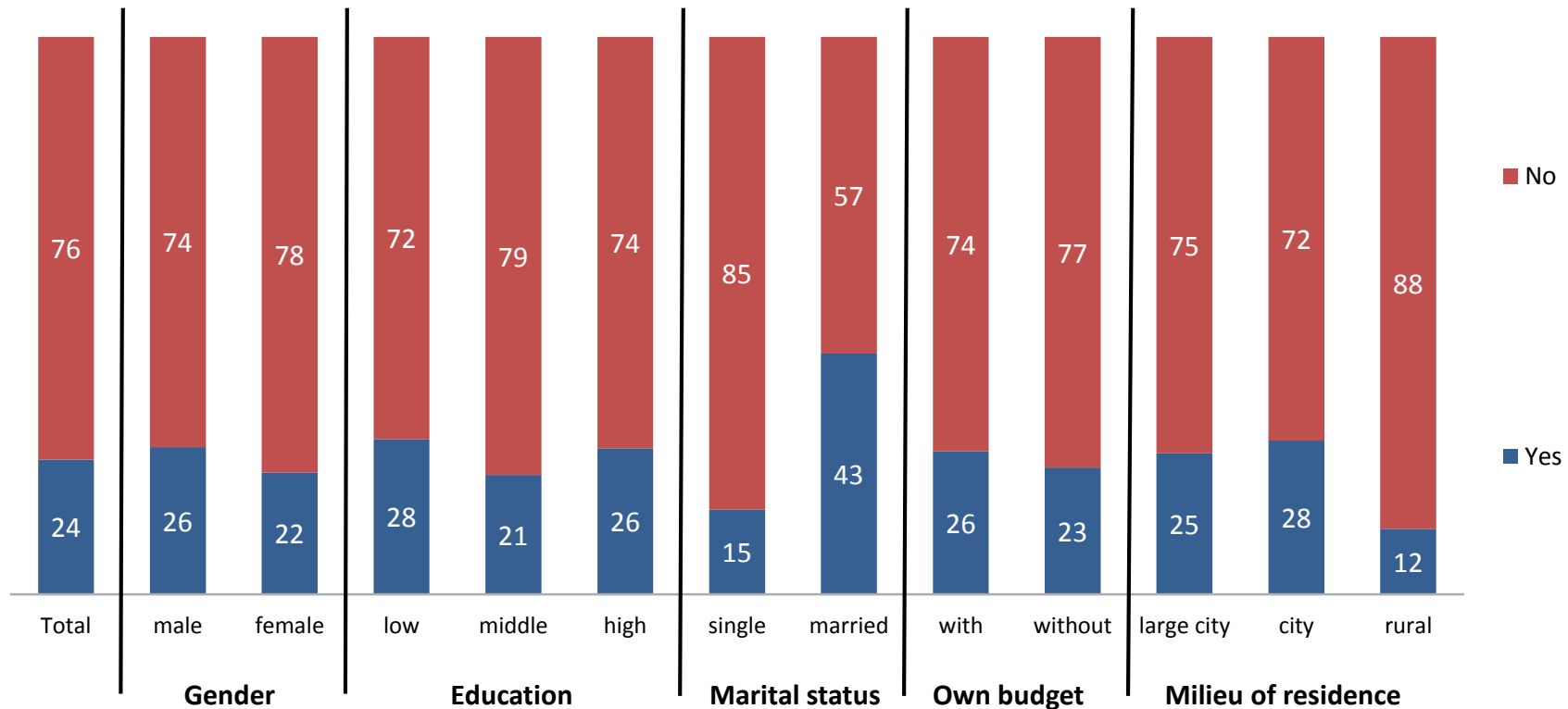
## Palestine: Purpose of savings



Q87: For what purpose do you save money primarily?

Universe: National population, 16 to 30 years/  
Basis: Respondents who can save money (Q85)/  
Values in percent/ Attention: in part small number of cases

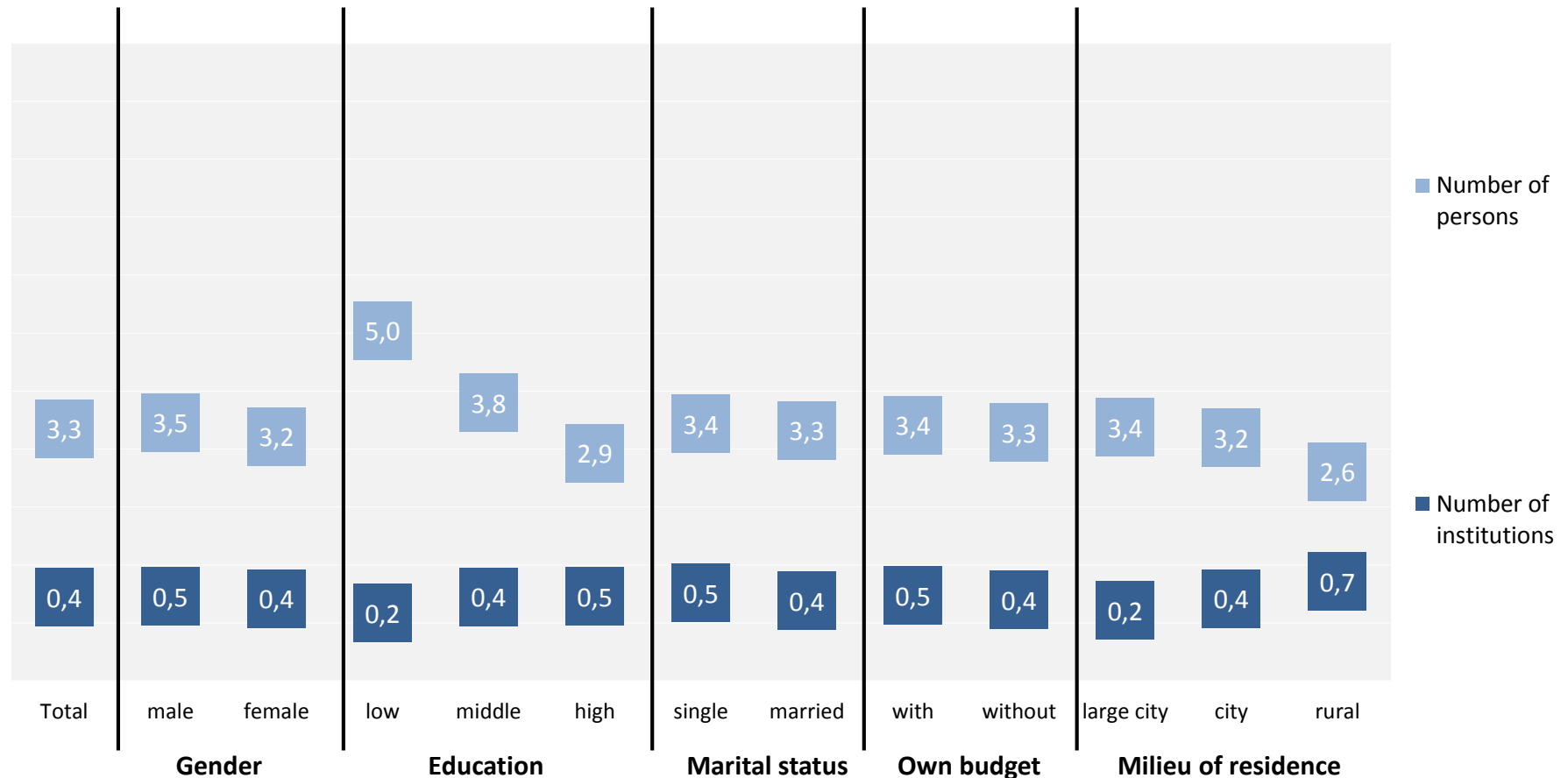
## Palestine: Debts



Q88: Do you have debts, either with institutions (e.g. banks) or individuals?

Universe: National population, 16 to 30 years/  
Values in percent

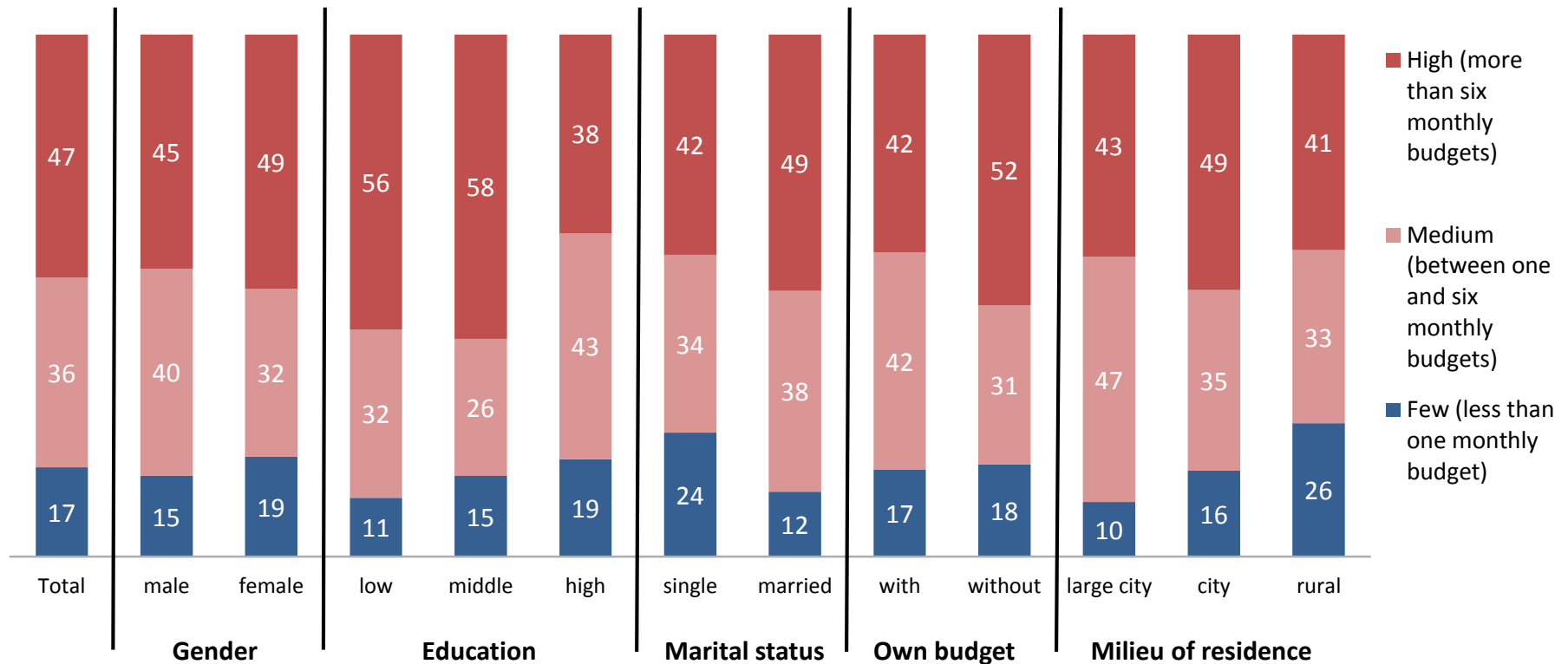
## Palestine: Number of institutions/persons in debt with



Q89: To how many institutions (e.g. banks) or persons do you have debts?

Universe: National population, 16 to 30 years/  
Basis: Respondents with debts (Q88)/  
Average values/ Attention: in part small number of cases

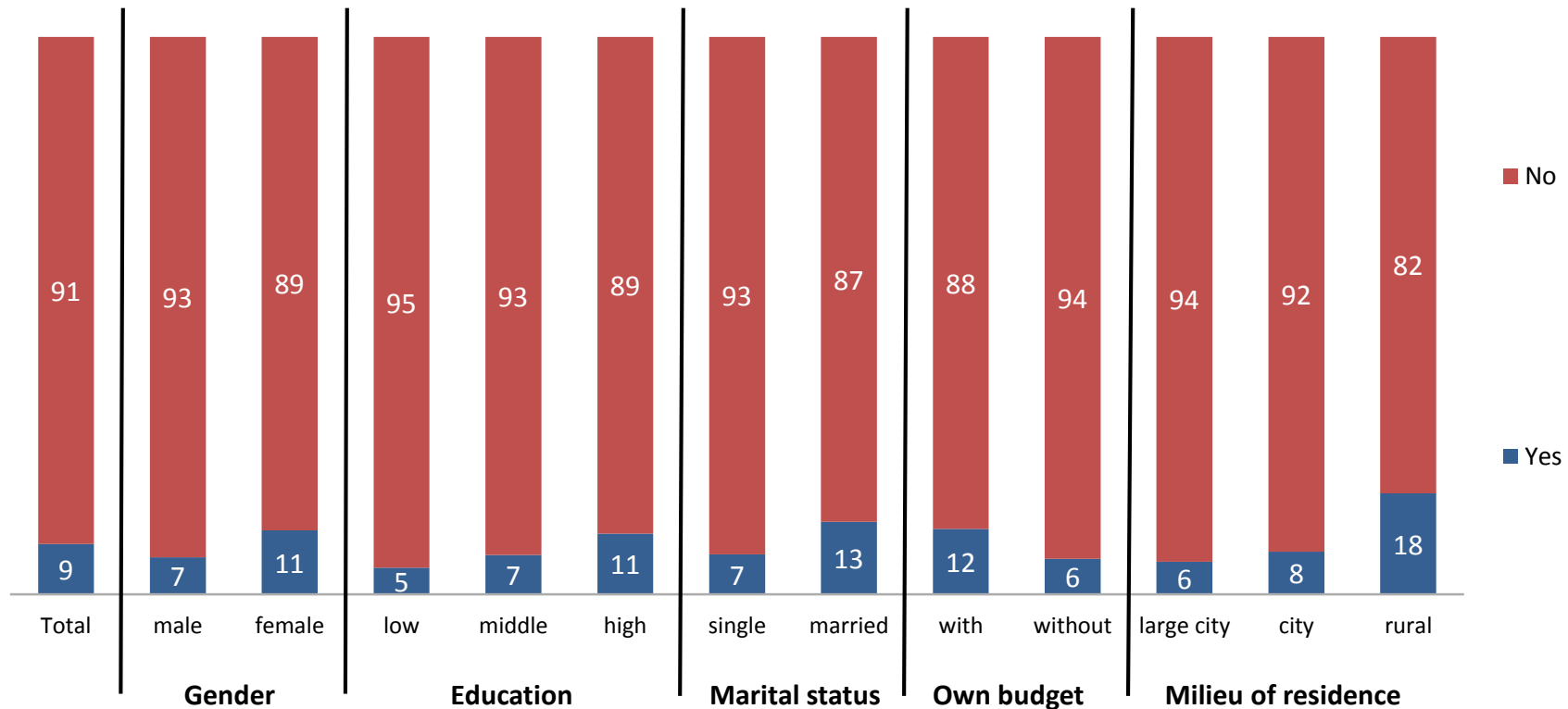
## Palestine: Amount of debts



Q90: How high are your debts?

Universe: National population, 16 to 30 years/  
Basis: Respondents with debts (Q88)/  
Values in percent/ Attention: in part small number of cases

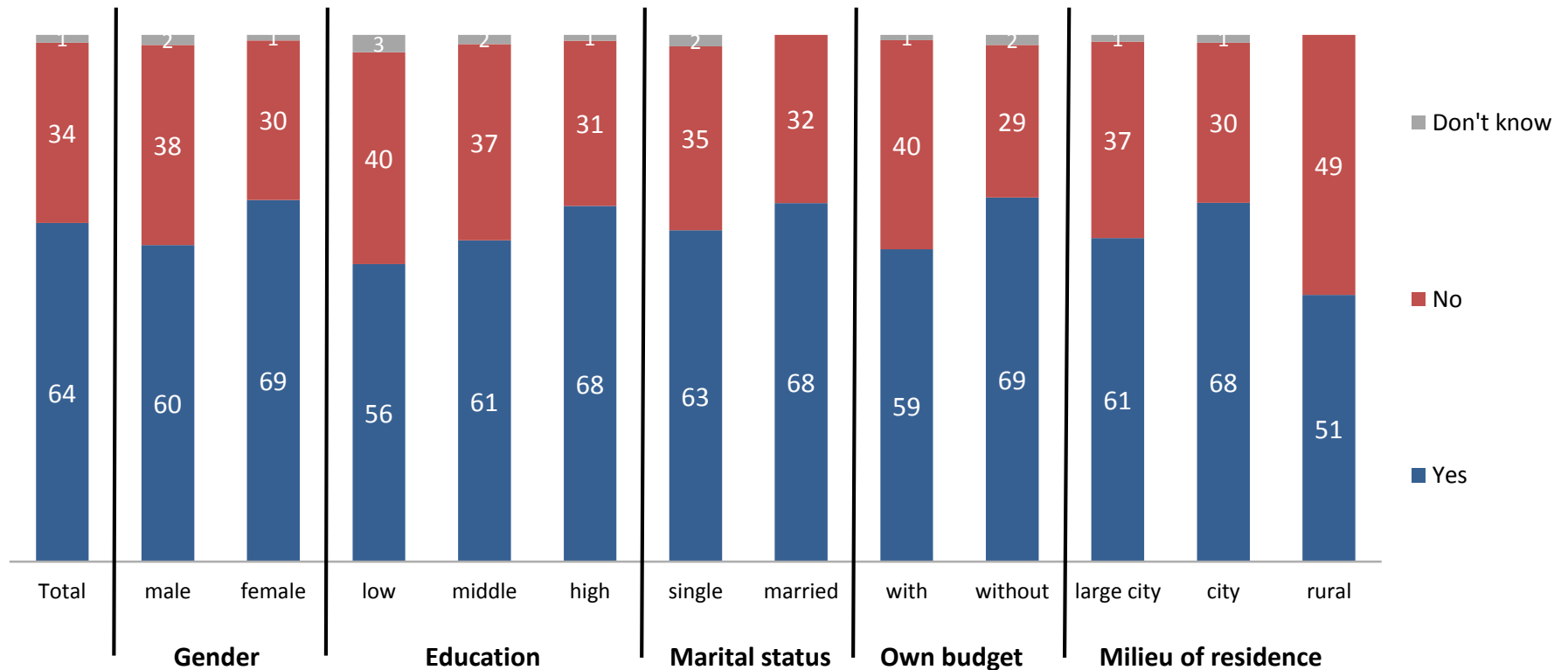
## Palestine: Member of rotating savings association



Q91: Have you ever been a member of a rotating savings association?

Universe: National population, 16 to 30 years/  
Values in percent

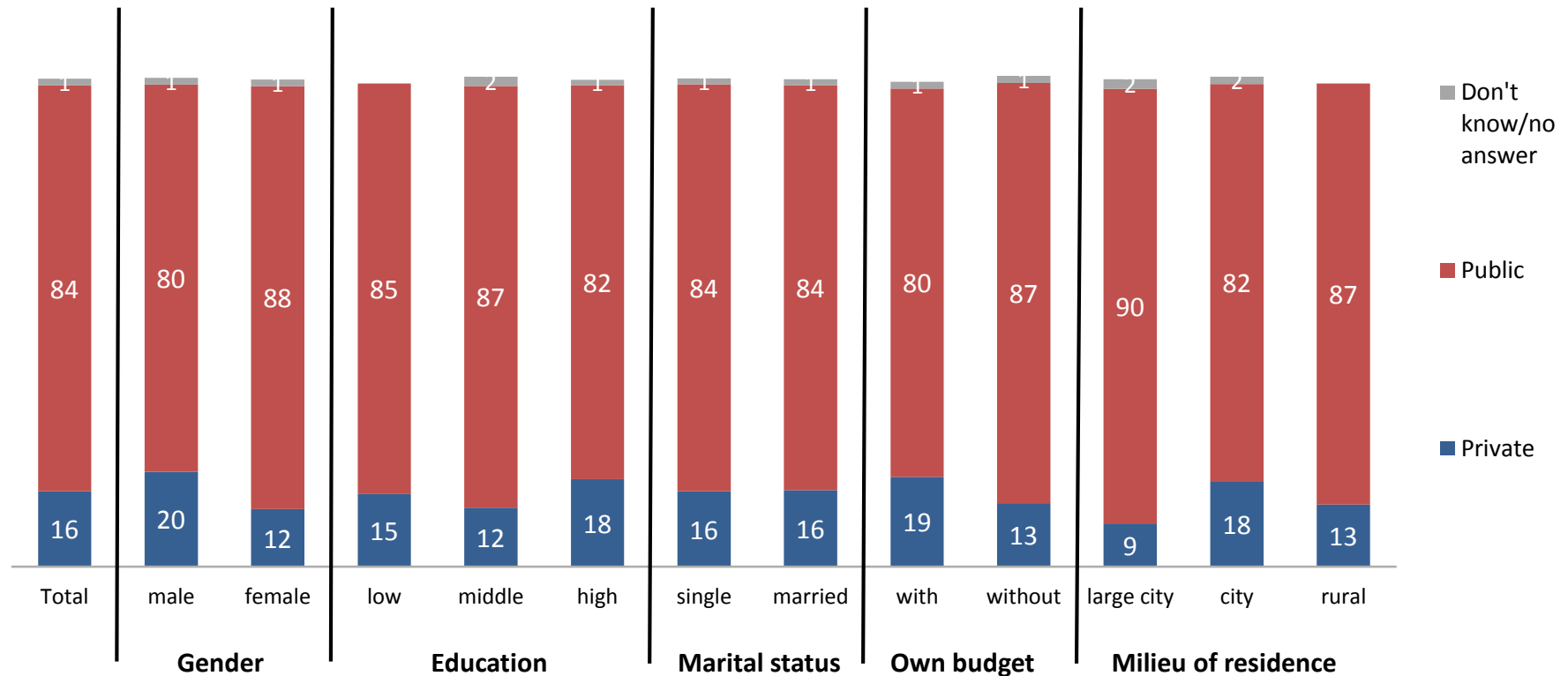
## Palestine: Health insurance



Q95: Do you have a health insurance?

Universe: National population, 16 to 30 years/  
Values in percent

## Palestine: Public or private health insurance



Q96: Is this insurance...?  
Multiple answers possible

Universe: National population, 16 to 30 years/  
Basis: Respondents with health insurance (Q95)/  
Values in percent



## EXPENDITURES

## Palestine: Monthly expenditures I

	Gender			Education			Marital status		Own budget		Milieu of residence		
	Total	male	female	low	middle	high	single	married	with	without	large city	city	rural
Wheat and bread	46	41	51	53	42	49	39	62	47	45	46	46	44
Food (oil, sugar, etc.)	67	66	69	80	63	70	58	88	69	66	68	65	66
Local snacks	17	19	15	15	22	13	23	4	17	17	19	16	22
McDonald's, Pizza Hut, KFC	6	6	5	3	6	5	7	2	8	3	4	7	3
Clothes	55	55	55	57	58	52	59	45	51	59	43	61	46
Mobile phone	22	28	15	22	25	19	27	10	23	21	16	24	23
Internet	11	14	9	2	12	11	15	4	13	10	14	10	12
Video and online games	1	1	1		2	0	1	1	0	1	3	0	1
Paying debts/ instalments	16	15	17	13	14	17	9	30	15	16	14	16	12
Transport/ travelling	7	7	6	11	5	8	8	4	8	6	5	8	8
Cigarettes	13	19	7	19	14	12	12	15	17	9	8	14	13

Q97: Please identify the 4 items you spend most money on.  
Multiple answers possible

Universe: National population, 16 to 30 years/  
Values in percent

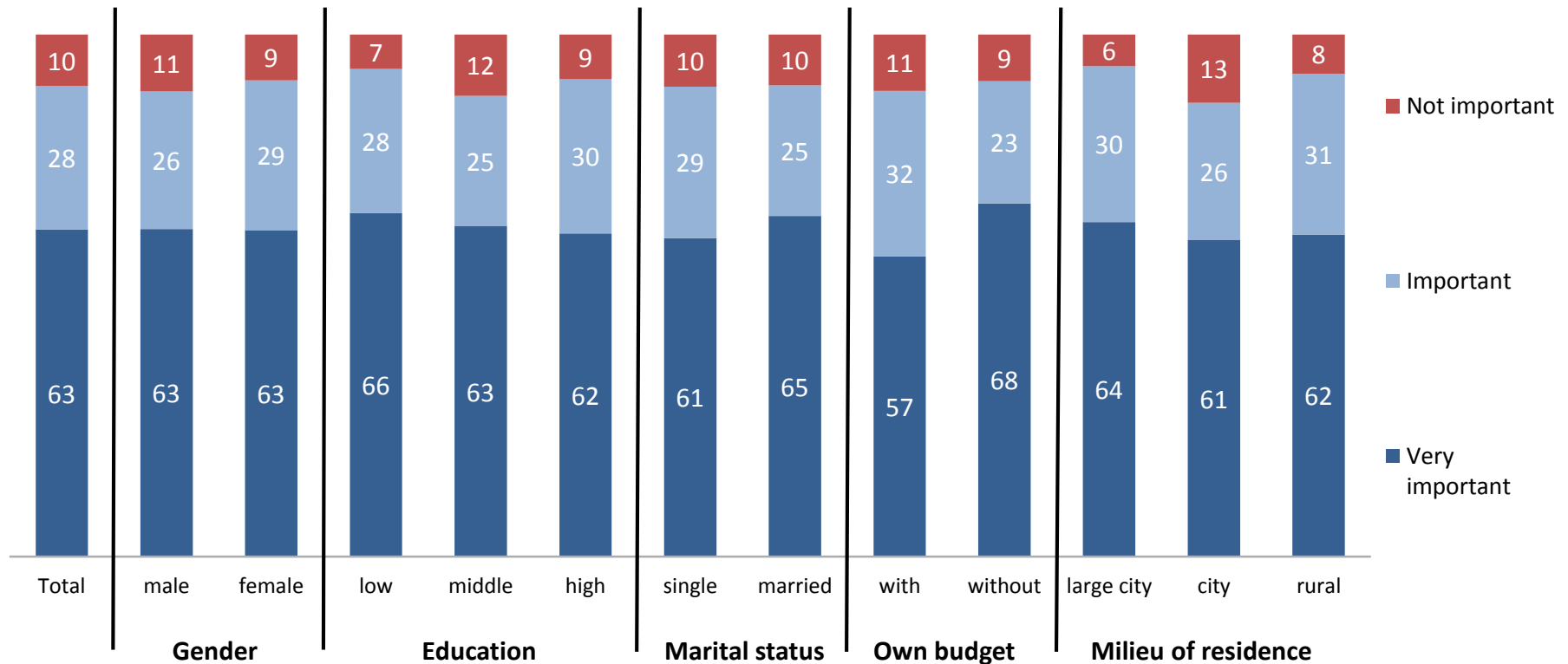
## Palestine: Monthly expenditures II

		Gender		Education			Marital status		Own budget		Milieu of residence		
	Total	male	female	low	middle	high	single	married	with	without	large city	city	rural
Medication, drugs	12	9	15	21	11	12	10	16	8	15	17	11	6
Music	1	0	1	3		1	1	1	1	0	1	1	1
Going out with friends	16	20	12	11	18	15	22	4	19	13	14	18	17
Water/electricity	34	32	36	21	31	37	27	50	35	33	30	32	53
Housing rent	5	5	4	18	3	5	2	10	6	4	9	4	2
Gas bottles (cooking)	22	21	24	38	25	20	19	31	23	22	30	18	18
Insurance	4	4	3		5	3	4	3	2	5		5	3
Studies	27	25	28	6	26	29	36	6	21	32	34	25	31
Cosmetics	5	1	10		3	7	5	5	5	6	7	6	5
Other	6	5	8	6	6	7	7	6	6	7	11	7	2

Q97: Please identify the 4 items you spend most money on.  
Multiple answers possible

Universe: National population, 16 to 30 years/  
Values in percent

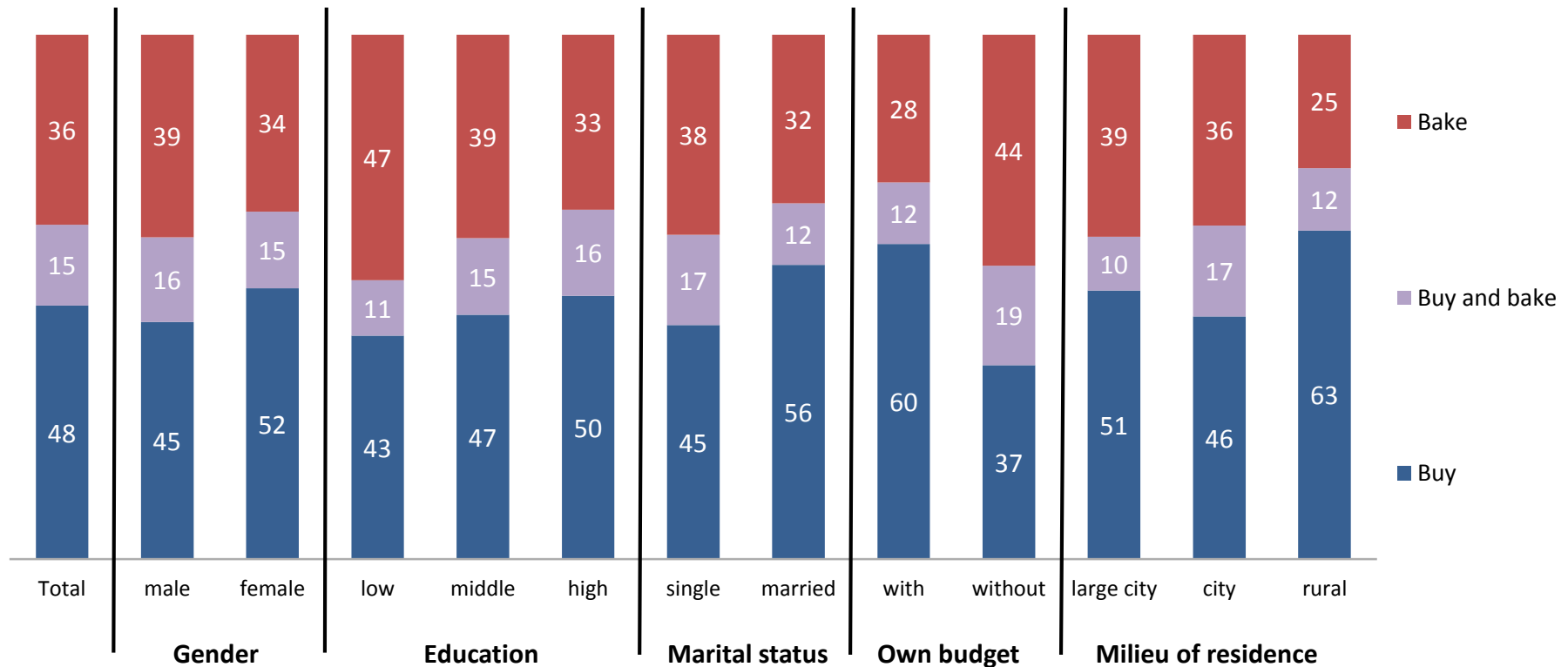
## Palestine: Importance of cheap bread



Q98: How important is the availability of cheap bread for you and your family?

Universe: National population, 16 to 30 years/  
Values in percent

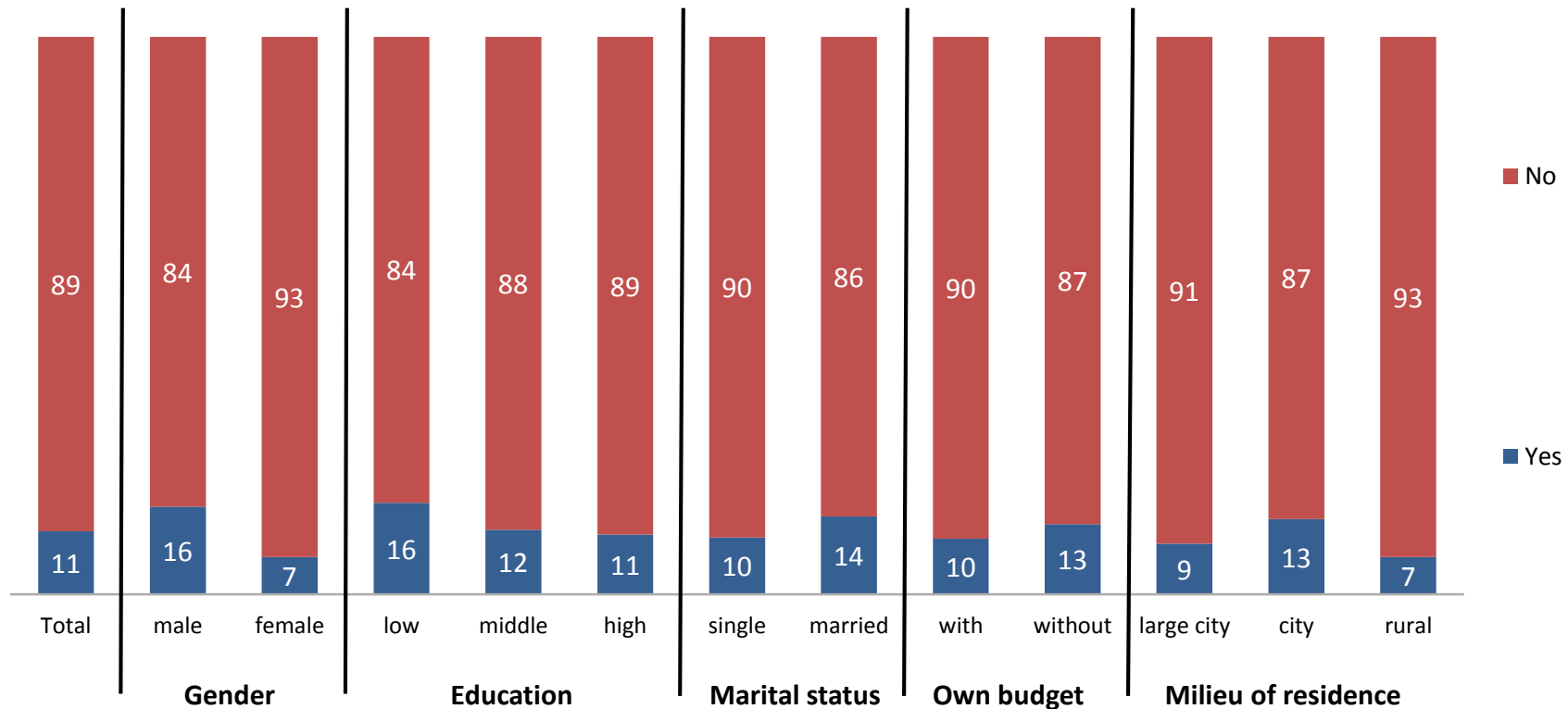
## Palestine: Producing bread



Q99: Do you buy or bake bread in your household?

Universe: National population, 16 to 30 years/  
Values in percent

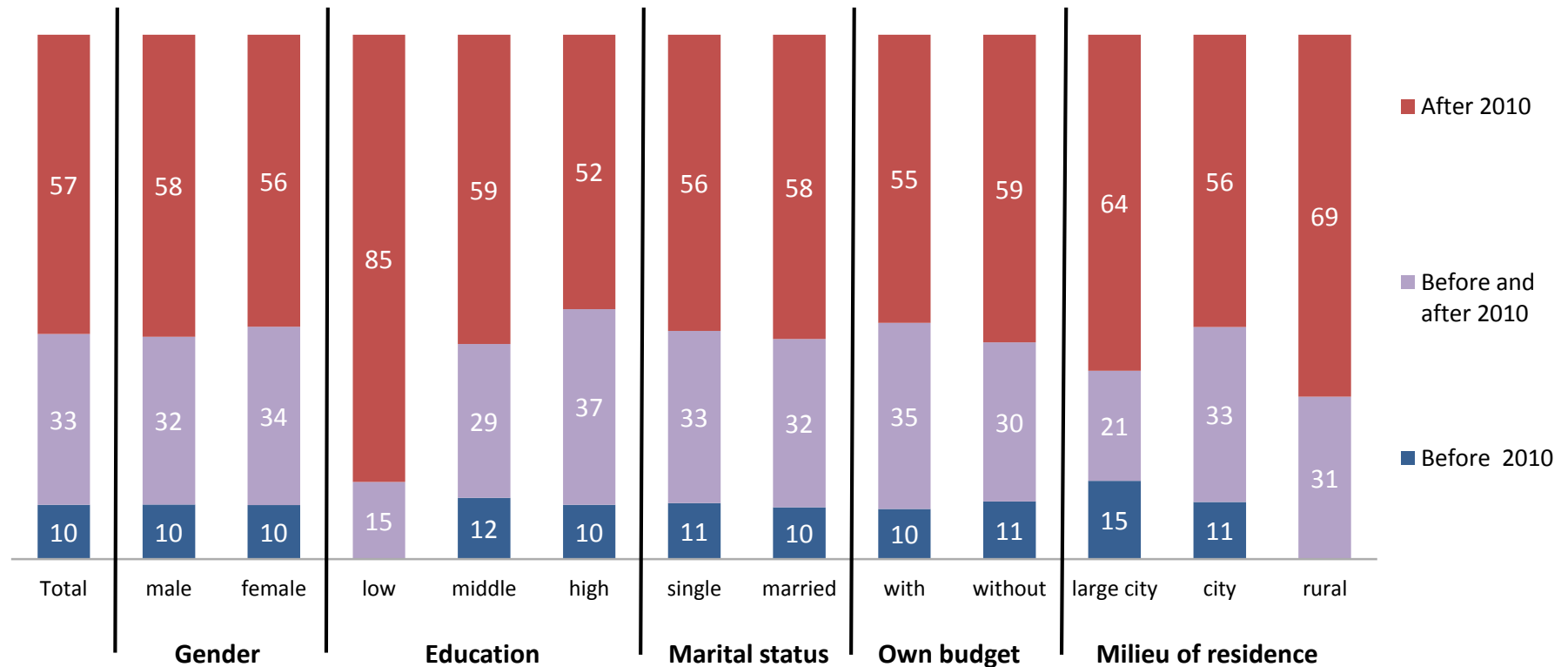
## Palestine: Bread supply



Q100: Have you ever made the experience of having to wait for being supplied with bread (except during Ramadan)?

Universe: National population, 16 to 30 years/  
Values in percent

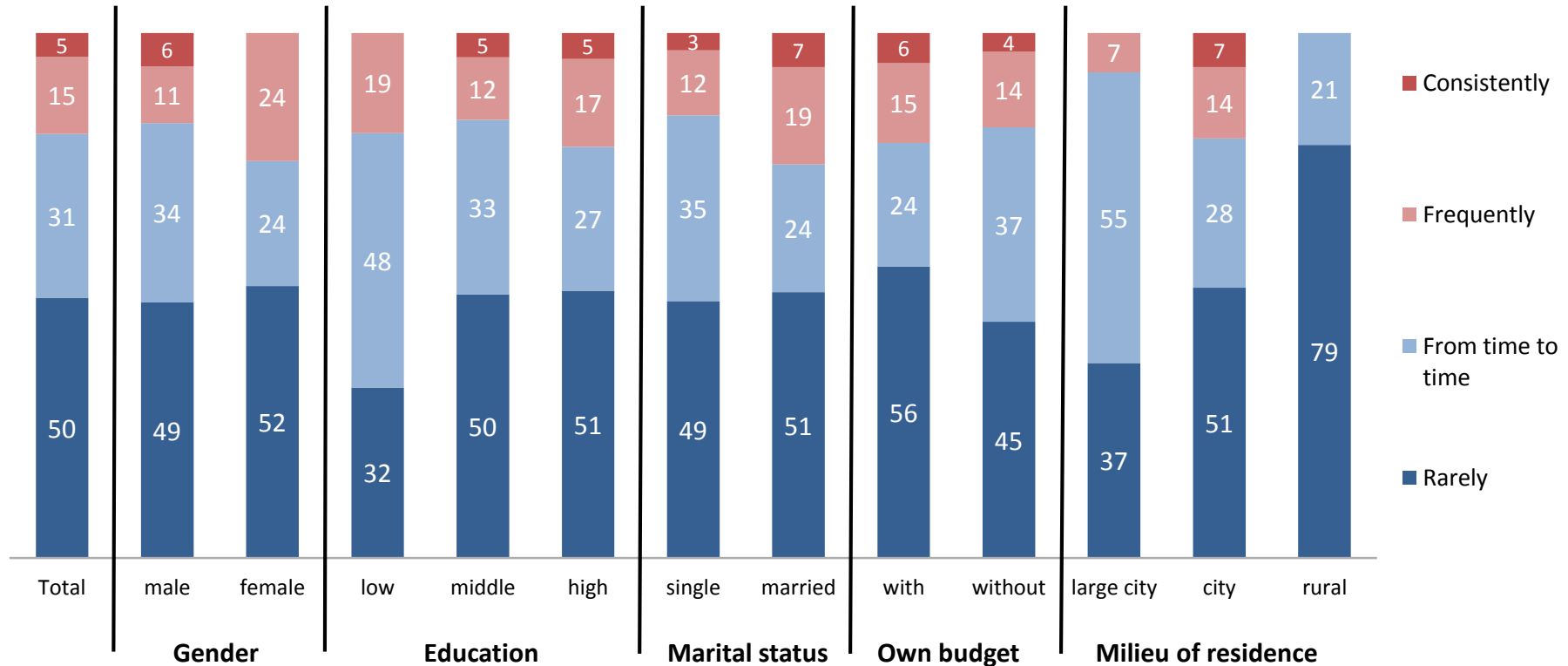
## Palestine: Bread supply – experience to wait



Q101: Was that...?

Universe: National population, 16 to 30 years/  
Basis: Respondents that made the experience to wait for bread (Q100)  
Values in percent/ Attention: in part small number of cases

## Palestine: Bread supply – experience to wait

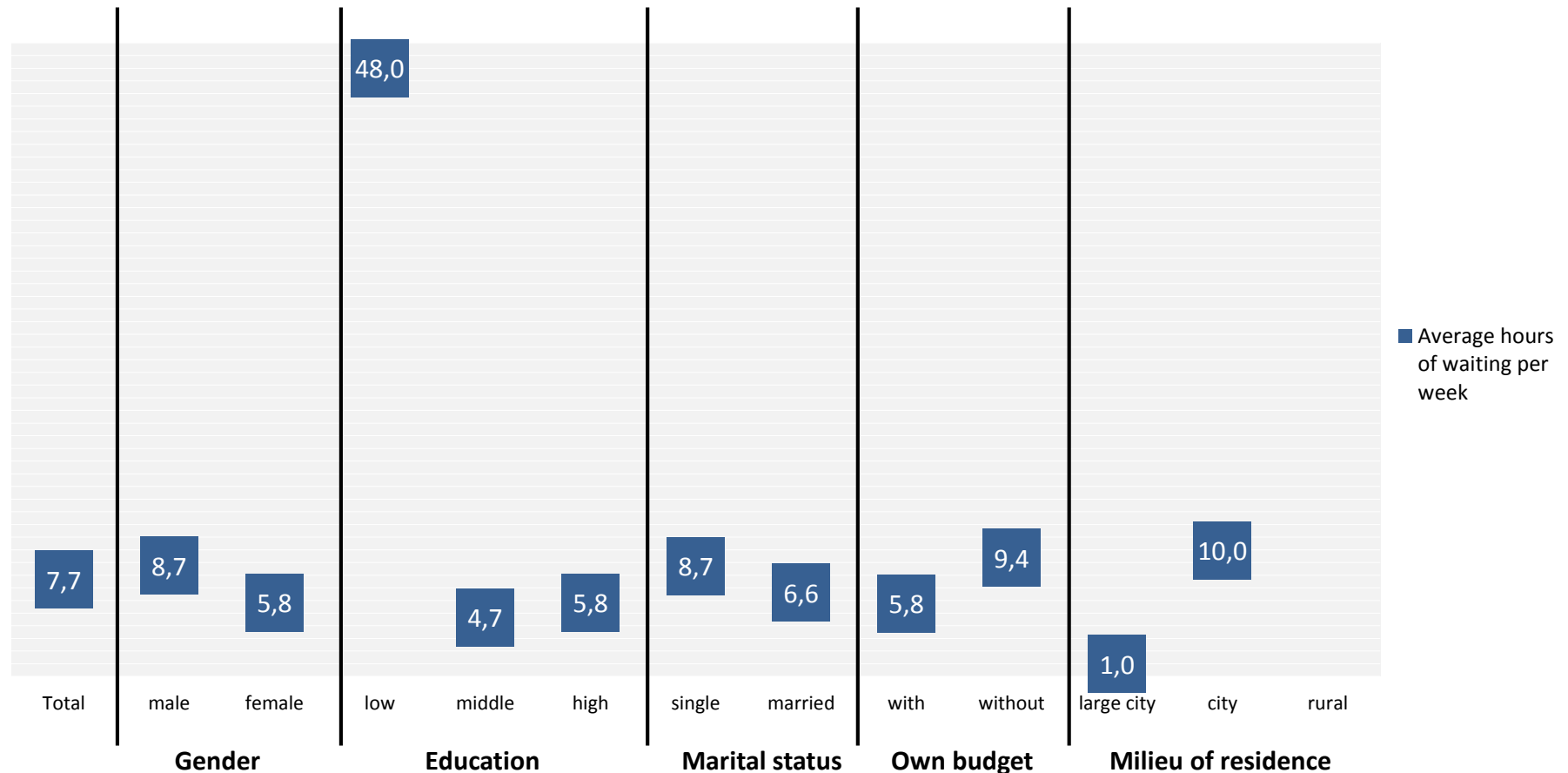


Q102: Did that happen...?

Universe: National population, 16 to 30 years/  
Basis: Respondents that made the experience to wait for bread (Q100)  
Values in percent/ Attention: in part small number of cases



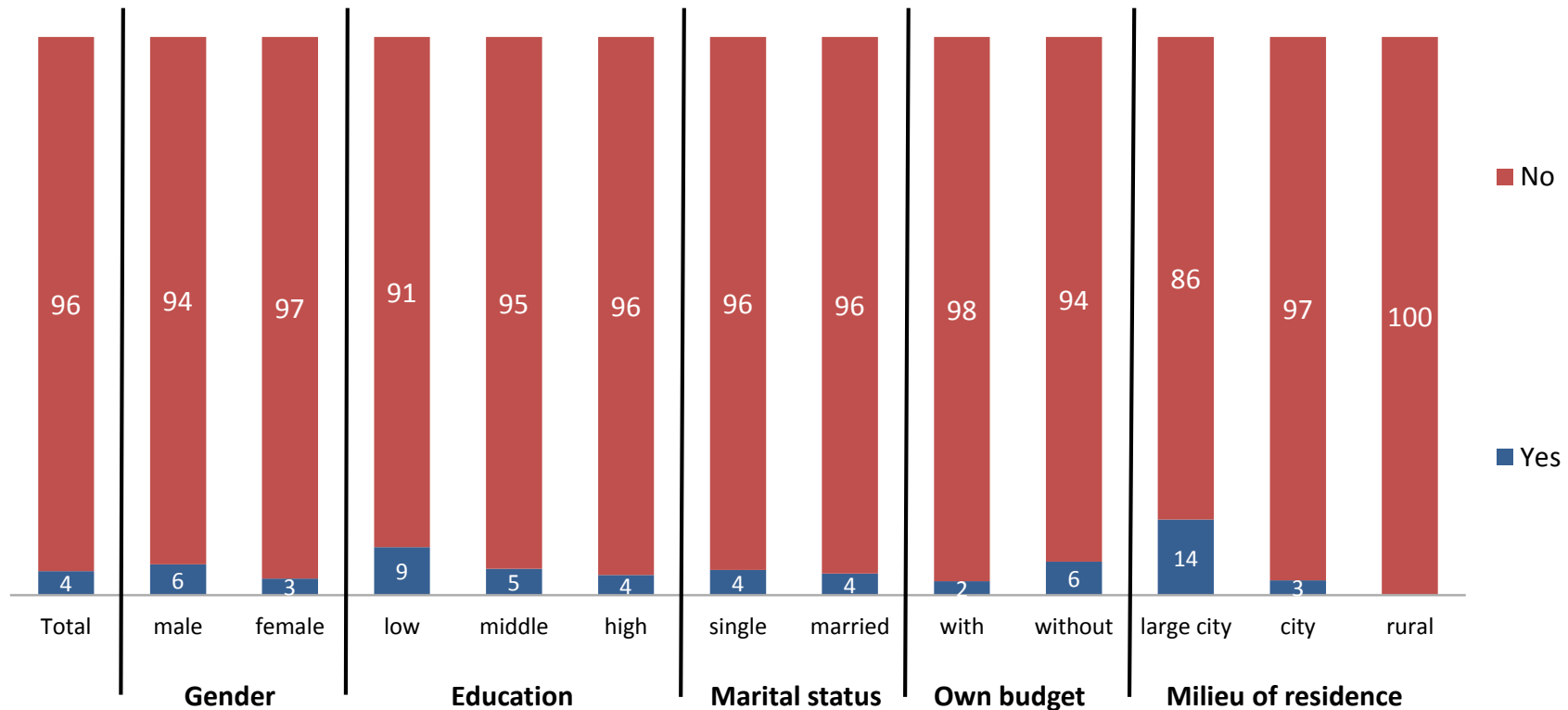
## Palestine: Average hours of waiting for bread per week



Q103: Can you please indicate the average hours of waiting per week?

Universe: National population, 16 to 30 years/  
Basis: Respondents that waited "permanently" or "frequently" for bread (Q102)  
Average hours/ Attention: in part small number of cases

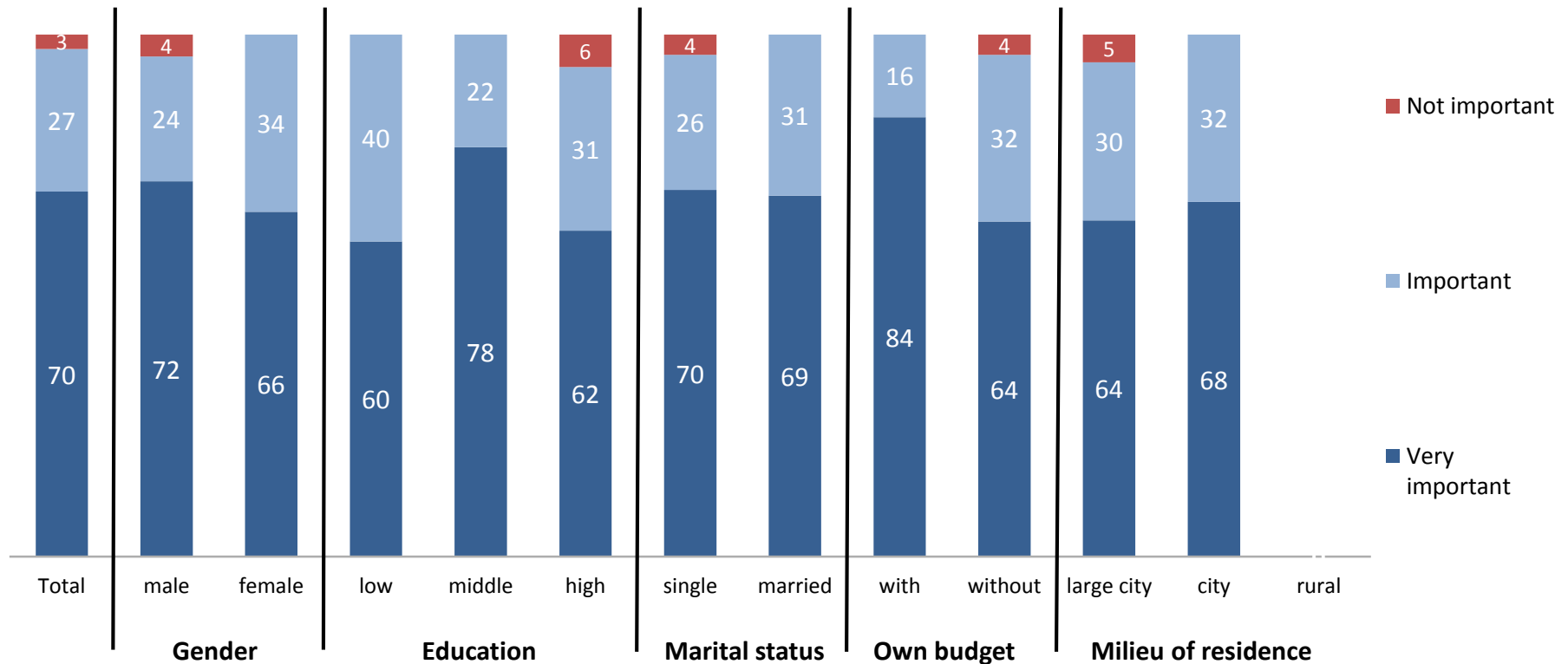
## Palestine: Ration card possession



Q104: Do you possess a ration card in order to buy or receive food?

Universe: National population, 16 to 30 years/  
Values in percent

## Palestine: Importance of ration cards



Q105: How important is the ration card for you and your family?

Universe: National population, 16 to 30 years/  
Basis: Respondents that possess a ration card (Q104)  
Values in percent/ Attention: in part small number of cases

## Palestine: Buying food

	Gender			Education			Marital status		Own budget		Milieu of residence		
	Total	male	female	low	middle	high	single	married	with	without	large city	city	rural
Weekly market	43	52	35	64	40	45	42	46	42	44	45	39	49
Street vendor (sitting on the ground)	23	23	22	33	22	22	22	24	23	22	27	19	29
Mobile hawker with carriage	26	28	24	41	25	26	24	30	27	25	30	23	31
Stall at the neighborhood market	17	19	15	24	16	17	16	18	17	17	15	15	26
Grocer	84	88	79	85	88	80	84	83	83	84	82	82	89
Butcher	48	59	36	54	48	47	46	52	49	46	33	54	41
Bakery	46	54	37	51	43	48	45	49	51	41	35	47	53
Supermarket (self-service)	55	56	53	35	54	57	55	53	59	50	49	55	61
Hypermarket	19	18	20	16	15	22	19	18	22	16	15	17	30
Wholesaler	16	18	14	17	14	17	14	20	18	14	13	16	20
Malls	29	24	34	15	25	33	27	31	30	27	30	30	27
Other	6	4	7	11	5	6	6	5	6	5	3	6	6

Q106: In order to buy food do you use ...?  
Multiple answers possible

Universe: National population, 16 to 30 years/  
Values in percent

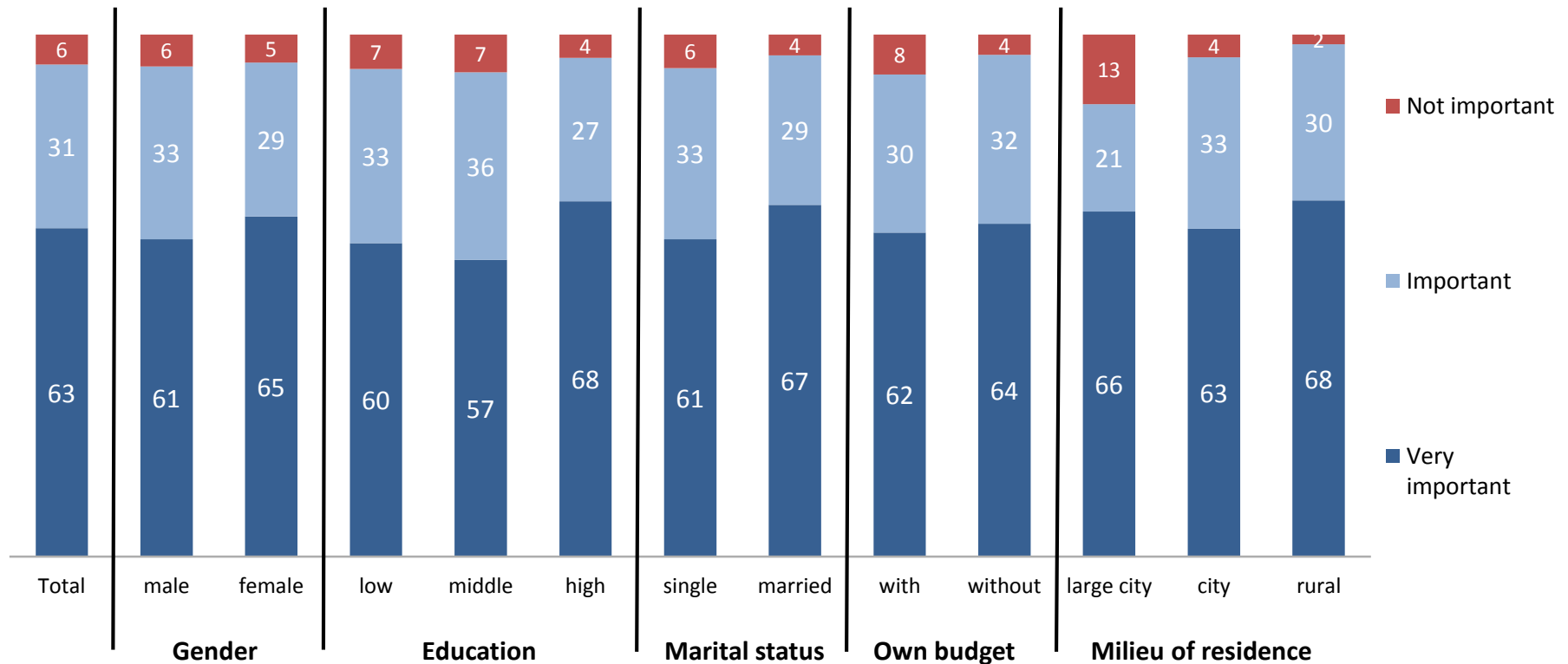
## Palestine: Frequency of buying food

		Gender		Education			Marital status		Own budget		Milieu of residence		
	Total	male	female	low	middle	high	single	married	with	without	large city	city	rural
Weekly market	12	14	10	17	11	13	15	8	16	8	16	11	17
Street vendor (sitting on the ground)	11	12	11	15	15	8	13	8	11	11	18	10	6
Mobile hawker with carriage	17	16	17	20	22	12	18	14	15	18	24	18	6
Stall at the neighborhood market	29	32	25	37	36	23	32	22	33	25	15	30	41
Grocer	64	73	54	56	65	64	70	53	67	61	61	67	66
Butcher	7	7	5		4	9	5	10	7	6	4	8	3
Bakery	62	65	58	45	64	62	61	64	72	50	69	59	73
Supermarket (self-service)	34	40	28	24	38	32	38	27	38	30	39	35	32
Hypermarket	4	3	4		6	2	3	5	4	3		6	
Wholesaler	4	6	1	13	7	1	4	3	4	3	5	5	
Malls	2	3	1		2	2	2	1	3		2	1	3

Q107: Can you please tell me the frequency of use of each selected outlet to buy food items?

Universe: National population, 16 to 30 years/Basis: respondents that mentioned at least one item in Q107; Respondents that ranked the respective item/ Values in percent "Daily"/"Every second day"

## Palestine: Importance of halal products



Q108: A lot of food products we are consuming are produced outside the Arab World. How important is it for you that all of them are halal products?

Universe: National population, 16 to 30 years/  
Values in percent

## Palestine: Halal products

	Gender			Education			Marital status		Own budget		Milieu of residence		
	Total	male	female	low	middle	high	single	married	with	without	large city	city	rural
Cosmetics	6	2	10		2	10	4	9	5	7	5	7	3
Convenience food	42	41	43	37	40	44	42	42	39	45	38	42	45
Meat	47	49	44	41	42	51	44	53	45	48	55	49	29
Other	5	7	3	9	6	4	5	6	5	5	6	4	4
None	24	22	27	21	25	24	26	21	25	24	27	25	27
Don't Know	8	8	8	14	10	6	9	6	8	9	4	8	12

Q109: Have you ever consciously bought a product – food or cosmetics – that was labeled as being halal? Multiple answers possible

Universe: National population, 16 to 30 years/  
Values in percent

## PUBLIC SPHERE



## Palestine: Important for life

	Gender			Education			Marital status		Own budget		Milieu of residence		
	Total	male	female	low	middle	high	single	married	with	without	large city	city	rural
Absence of violence	9,1	8,9	9,2	9,2	9,1	9,1	9,1	9,0	9,1	9,0	9,3	9,0	9,4
Security of basic needs	9,2	9,1	9,3	9,4	9,2	9,2	9,2	9,3	9,2	9,2	9,5	9,1	9,4
Basic rights for minorities	7,2	6,9	7,4	6,8	7,0	7,4	7,2	7,1	7,2	7,2	7,9	7,0	7,3
Freedom of opinion and speech	8,3	8,2	8,5	8,2	8,3	8,4	8,4	8,3	8,3	8,4	8,6	8,3	8,4
Freedom of assembly	7,5	7,4	7,6	7,6	7,3	7,6	7,4	7,5	7,5	7,4	8,1	7,3	7,6
Freedom to elect political leaders	6,6	6,8	6,3	6,8	6,3	6,7	6,6	6,4	6,6	6,5	6,2	6,6	6,6
Freedom of movement	8,2	8,2	8,1	8,4	8,1	8,2	8,2	8,1	8,1	8,2	8,7	8,1	8,3

Q110: How important for you life is...?  
(1 = not at all important to 10 = totally important)

Universe: National population, 16 to 30 years/  
Average scores

## Palestine: Three most important rights

	Gender			Education			Marital status		Own budget		Milieu of residence		
	Total	male	female	low	middle	high	single	married	with	without	large city	city	rural
Absence of violence	82	80	84	79	81	82	80	86	82	82	79	81	86
Security of basic needs	86	86	85	91	84	87	84	89	87	85	89	87	83
Basic rights for minorities	6	5	6	13	4	6	5	7	6	6	8	5	7
Freedom of opinion and speech	64	62	67	51	66	64	68	56	65	64	57	67	61
Freedom of assembly	7	7	8	3	10	5	8	6	8	7	5	7	12
Freedom to elect political leaders	12	15	10	17	11	13	12	13	11	14	6	14	11
Freedom of movement	43	46	40	46	44	42	43	42	43	43	54	40	40

Universe: National population, 16 to 30 years/  
Values in percent "Rank 1, 2, or 3"

Q111: Please rank the three most important rights for you.

## Palestine: Three most important rights - Provision by state

state	Gender			Education			Marital status		Own budget		Milieu of residence		
	Total	male	female	low	middle	high	single	married	with	without	large city	city	rural
Absence of violence	50	50	50	48	50	50	50	51	51	49	32	48	79
Security of basic needs	46	45	46	44	46	46	47	43	49	42	35	43	73
Basic rights for minorities	47	40	52	40	64	38	45	47	51	43	30	48	64
Freedom of opinion and speech	46	43	49	31	45	47	46	45	48	44	25	48	66
Freedom of assembly	45	47	44		47	45	44	48	51	39	53	38	68
Freedom to elect political leaders	56	58	54	83	48	59	58	51	62	52	39	59	73
Freedom of movement	38	37	38	17	39	39	39	36	43	33	28	34	68

Universe: National population, 16 to 30 years/

Q112: Related to these three rights, can the state provide what you need?

Basis: Respondents that ranked the respective item / Values in percent "yes"

## Palestine: Preferred political system

	Gender			Education			Marital status		Own budget		Milieu of residence		
	Total	male	female	low	middle	high	single	married	with	without	large city	city	rural
A strong man who governs the country	13	16	11	18	14	12	13	15	14	13	7	16	9
A strong woman who governs the country	1	1	1		1	1	1	1	1	1	1	1	2
A religious state based on sharia	33	31	36	36	33	34	32	37	36	31	45	28	40
A socialist system	1	1	1	3	1	1	1	1	1	1	1	1	2
A combined socialist and Islamic system	6	5	6	5	5	6	5	6	4	7	8	6	3
A democratic system	23	26	19	14	22	24	24	20	21	25	19	26	18
A combined democratic and Islamic system	15	12	19	8	15	17	15	15	15	16	16	15	17
A system without nation states	0	1	0		0	1	0	0	1	0		0	
Other	1	1		3		1	0	1	1	0		1	1
Don't know	6	6	6	14	9	3	7	4	6	6	3	7	8

Universe: National population, 16 to 30 years/  
Values in percent

Q113: If you look around the world, what kind of political system would you prefer?

## Palestine: Trust in institutions

	Gender			Education			Marital status		Own budget		Milieu of residence		
	Total	male	female	low	middle	high	single	married	with	without	large city	city	rural
Public health system	34	34	33	46	36	31	34	33	34	33	27	34	41
Educational system	48	46	50	58	50	46	48	50	46	50	43	48	57
Media	19	19	20	22	22	17	19	21	21	18	22	19	24
Family	88	88	88	77	90	87	88	88	87	89	86	87	95
United Nations	6	6	7	12	8	5	6	6	6	6	5	7	5
Police	33	35	31	29	37	30	34	31	32	34	24	34	39
Government	24	25	23	27	30	19	25	23	24	25	17	25	27
Trade Unions	15	16	13	17	17	13	16	12	16	14	12	16	16
Parliament	9	9	10	6	10	9	9	9	8	10	8	9	8

Universe: National population, 16 to 30 years/  
Values in percent "trust in institution"

Q114: What about your trust in different institutions?

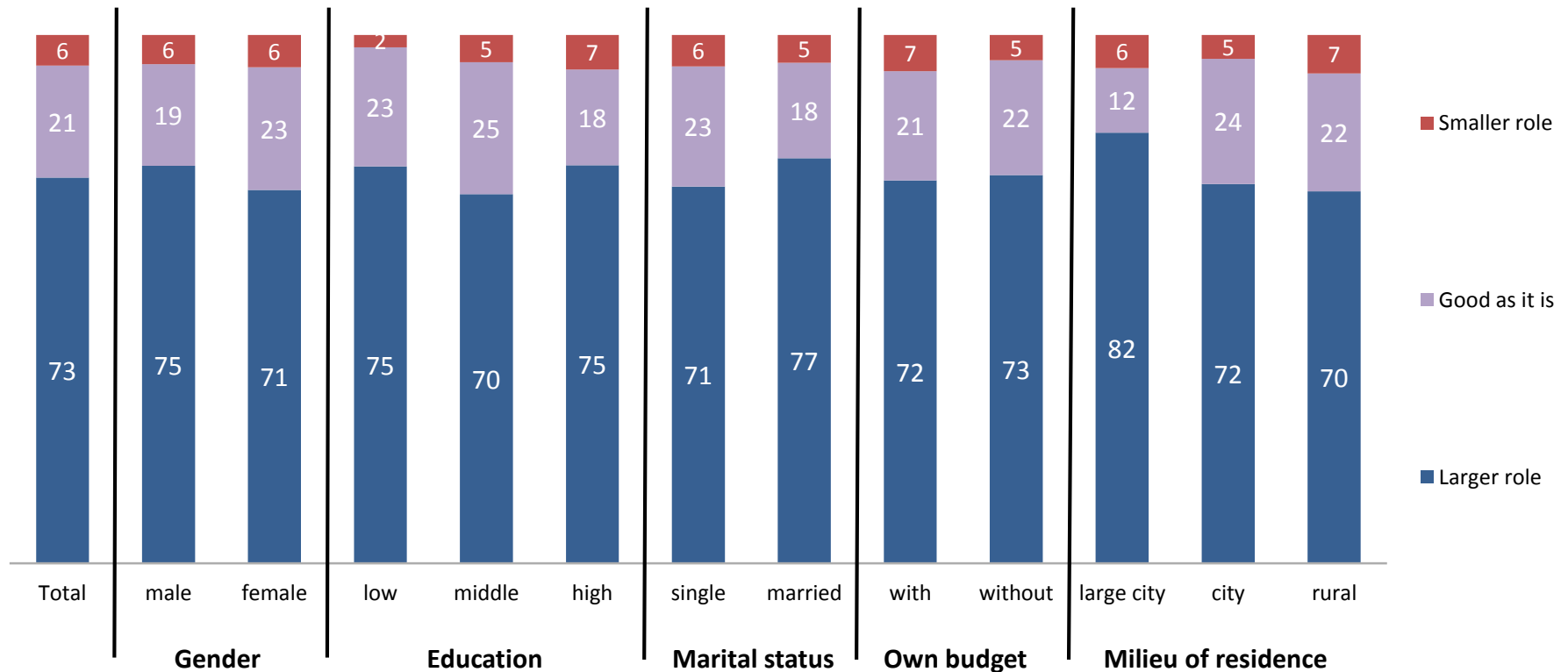
## Palestine: Trust in institutions II

	Gender			Education			Marital status		Own budget		Milieu of residence		
	Total	male	female	low	middle	high	single	married	with	without	large city	city	rural
Zawiya	3	3	2		3	3	3	2	3	3	3	3	3
Human rights NGOs	16	15	17	13	16	15	15	17	16	15	20	13	21
Neighbourhood associations	11	11	12	5	12	12	12	10	12	10	13	9	14
Tribe	38	39	38	29	39	39	40	36	38	38	35	36	51
Parties	8	8	7	5	8	7	8	7	7	8	3	9	4
Religious organisations	21	18	24	31	23	19	22	20	22	20	25	19	26
Legal system and courts	26	26	27	21	28	26	27	26	24	29	17	27	36
Military	22	24	19	18	23	21	24	18	19	24	17	23	22
Militias (armed groups)	5	6	4	5	7	4	6	4	4	6	4	5	1

Q114: What about your trust in different institutions?

Universe: National population, 16 to 30 years/  
Values in percent "trust in institution"

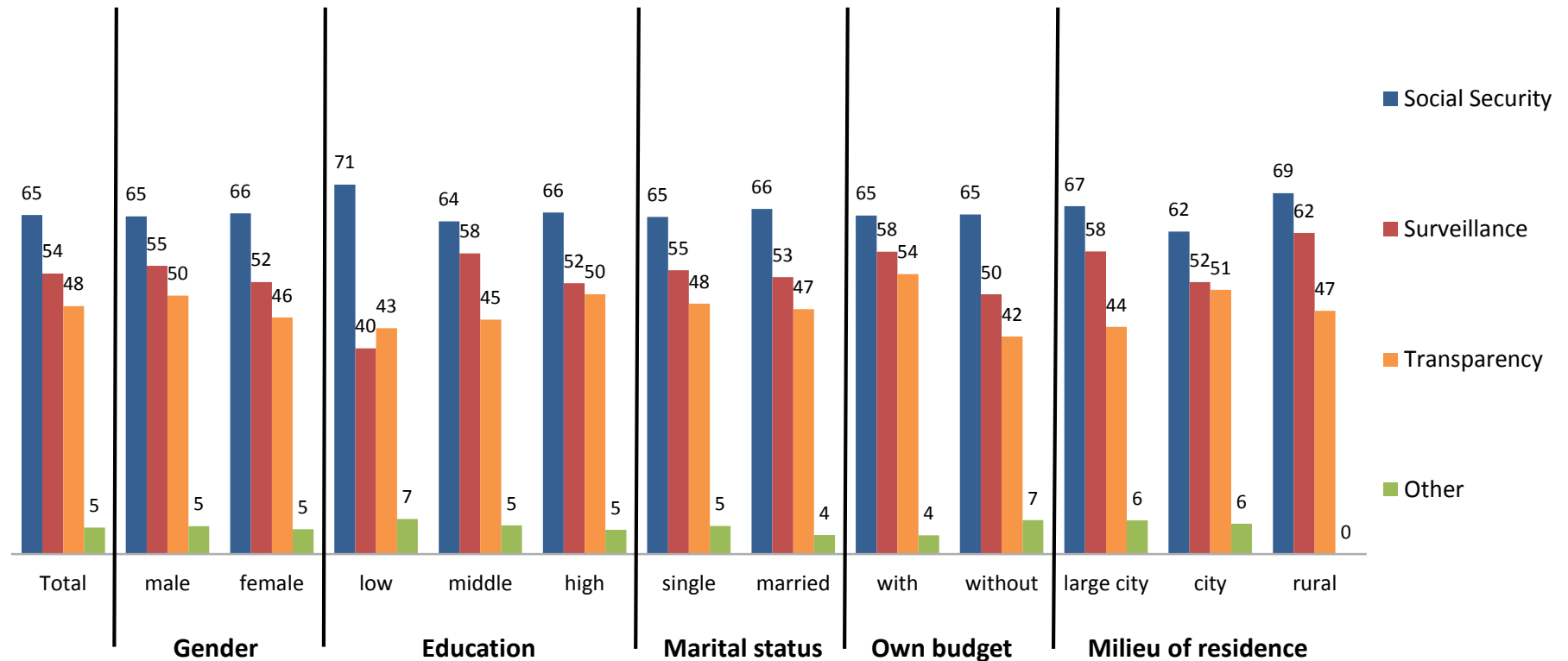
## Palestine: Role of state in daily life



Q115: Should the state play a larger or a smaller role in daily life or is it good as it is at the moment?

Universe: National population, 16 to 30 years/  
Values in percent

## Palestine: Larger role of state in daily life



Q116: If larger: Can you please specify the area where the state should be more present?  
Multiple answers possible

Universe: National population, 16 to 30 years/  
Basis: Respondents that want the state to have a larger role (Q115)/  
Values in percent



# Palestine: Events in the MENA region

	Gender			Education			Marital status		Own budget		Milieu of residence		
	Total	male	female	low	middle	high	single	married	with	without	large city	city	rural
Arab Spring	14	14	14	2	14	15	14	14	14	15	9	17	10
Revolution	24	23	25	16	25	24	26	20	23	25	21	24	26
Insurgency	13	12	14	16	11	15	12	16	12	14	11	13	13
Riot	16	16	16	11	16	16	16	16	15	17	16	17	12
Rebellion	23	22	23	17	21	24	23	22	23	23	26	23	21
Uprising	17	13	21	17	19	16	18	16	17	17	15	17	24
Civil war	18	18	18	10	13	22	17	20	17	19	11	19	18
Foreign intervention	39	40	37	44	35	42	37	42	39	39	58	33	37
Coup d'état ( <i>inqilab</i> )	23	22	25	22	23	24	23	23	21	26	26	24	20
Anarchy ( <i>fawda</i> )	33	34	31	52	32	31	32	34	30	35	40	30	30
Popular movement ( <i>haraka sha'biyya</i> )	5	4	6	12	4	6	5	6	5	5	2	6	3
Other	1	1	0	3	1	0	1	0	0	1	1	0	1

Q118: How do you term the events that are taking place in the MENA region since late 2010/early 2011? Multiple answers possible

Universe: National population, 16 to 30 years/  
Values in percent

## Palestine: Statements on events I

	Gender			Education			Marital status		Own budget		Milieu of residence		
	Total	male	female	low	middle	high	single	married	with	without	large city	city	rural
The events did not change anything	48	49	46	55	47	47	49	44	46	49	54	47	47
The events are continuing	72	72	73	64	71	74	71	74	71	74	82	71	67
The events were started by the youth and then hijacked by others	55	57	53	56	50	58	54	57	52	58	51	57	49
The events united the youth globally	21	19	22	29	21	19	21	19	21	20	26	21	20
The events were of great importance for myself	15	12	17	11	14	16	14	16	13	16	21	14	14
The events were enabled by the secular youth	19	18	20	16	19	19	20	17	19	19	15	20	20
The Muslim Brotherhood made the events happen	18	18	19	13	19	18	18	19	17	19	18	19	13
The Islamists are strengthened by the events	19	15	22	20	18	19	17	23	16	21	17	19	16
The events changed my life	18	16	19	20	16	19	15	22	14	20	23	18	7

Universe: National population, 16 to 30 years/  
Values in percent "agree"

Q119: Now, talking about these events, how would you judge the following statements?

## Palestine: Statements on events II

	Gender			Education			Marital status		Own budget		Milieu of residence		
	Total	male	female	low	middle	high	single	married	with	without	large city	city	rural
With the events we are better off today	6	5	7	2	7	4	6	5	6	5	5	6	5
The events enabled Islamic solidarity to grow	9	9	9	12	11	7	10	6	6	11	7	9	14
The events enabled the secular forces to grow	14	14	15	11	14	15	14	15	13	16	21	14	10
The events brought the Arab people closer to each other	12	10	13	14	13	10	12	11	11	12	13	13	8
The events are responsible for widespread violence	67	71	64	67	64	70	68	67	66	69	77	65	64
International actors have supported Arab regimes too long	34	35	33	36	31	36	33	36	31	37	29	36	31
External actors instigated the events	56	60	52	57	50	61	56	57	52	60	66	54	52
International actors have worked long for the Arab regimes to fall	57	61	54	66	52	61	56	60	56	59	65	56	47
The US wanted to stir up the whole region	66	69	62	72	60	69	65	68	64	68	73	63	61

Universe: National population, 16 to 30 years/  
Values in percent "agree"

Q119: Now, talking about these events, how would you judge the following statements?

## Palestine: Statements on role in society

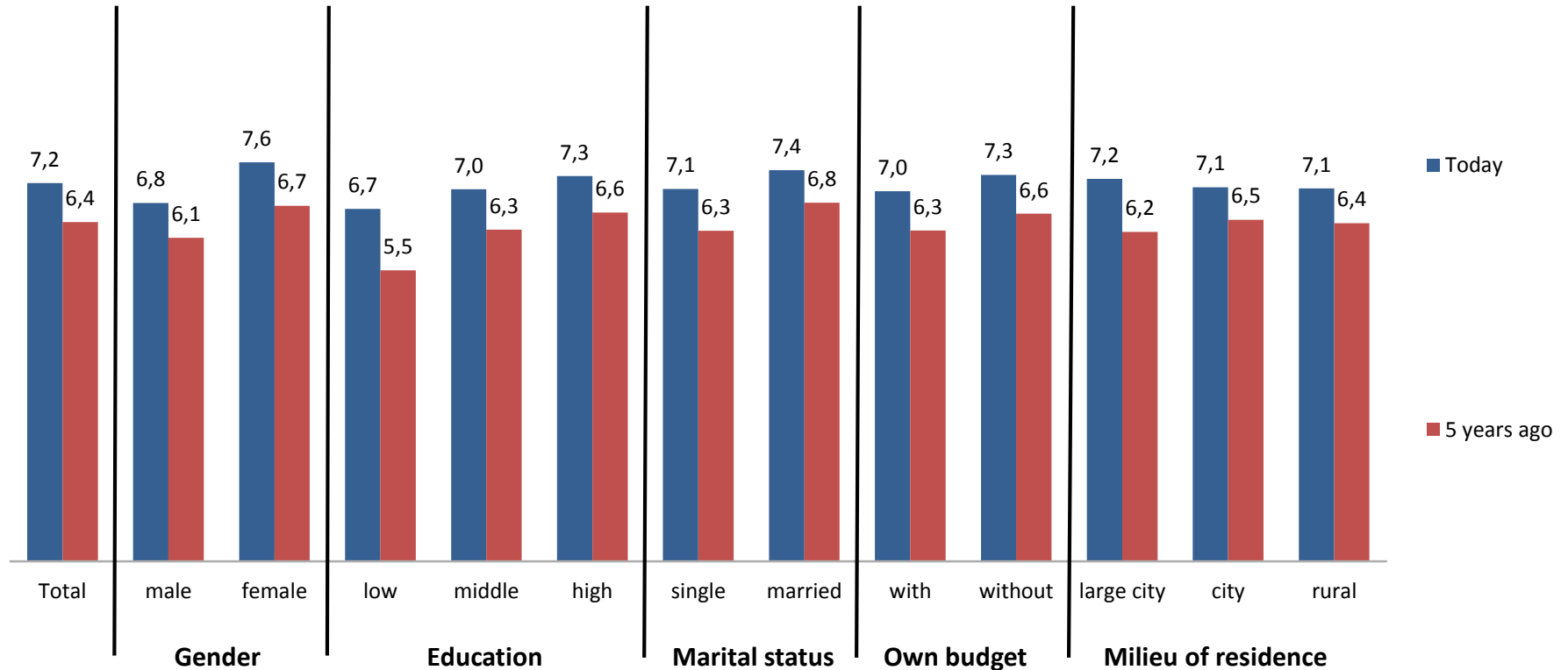
	Gender			Education			Marital status		Own budget		Milieu of residence		
	Total	male	female	low	middle	high	single	married	with	without	large city	city	rural
I perceive myself as a citizen with the same rights as all other citizens	7,5	7,3	7,7	6,8	7,5	7,6	7,5	7,5	7,5	7,5	7,3	7,6	7,9
In this society not everybody has the same rights	7,3	7,4	7,1	8,0	7,4	7,1	7,3	7,2	7,2	7,3	7,9	7,1	7,3
I feel excluded from society	4,7	4,6	4,7	5,5	4,4	4,8	4,5	4,9	4,6	4,7	5,4	4,4	4,6
I am part of a minority	3,6	3,5	3,7	4,3	3,5	3,6	3,6	3,6	3,7	3,5	4,0	3,4	3,7

Q120: Please, consider the following statements. Do you rather disagree or agree?  
Scale from 1 (Completely disagree) through 10 (Completely agree)

Universe: National population, 16 to 30 years/  
Average values

## SOCIETY AND IDENTITY

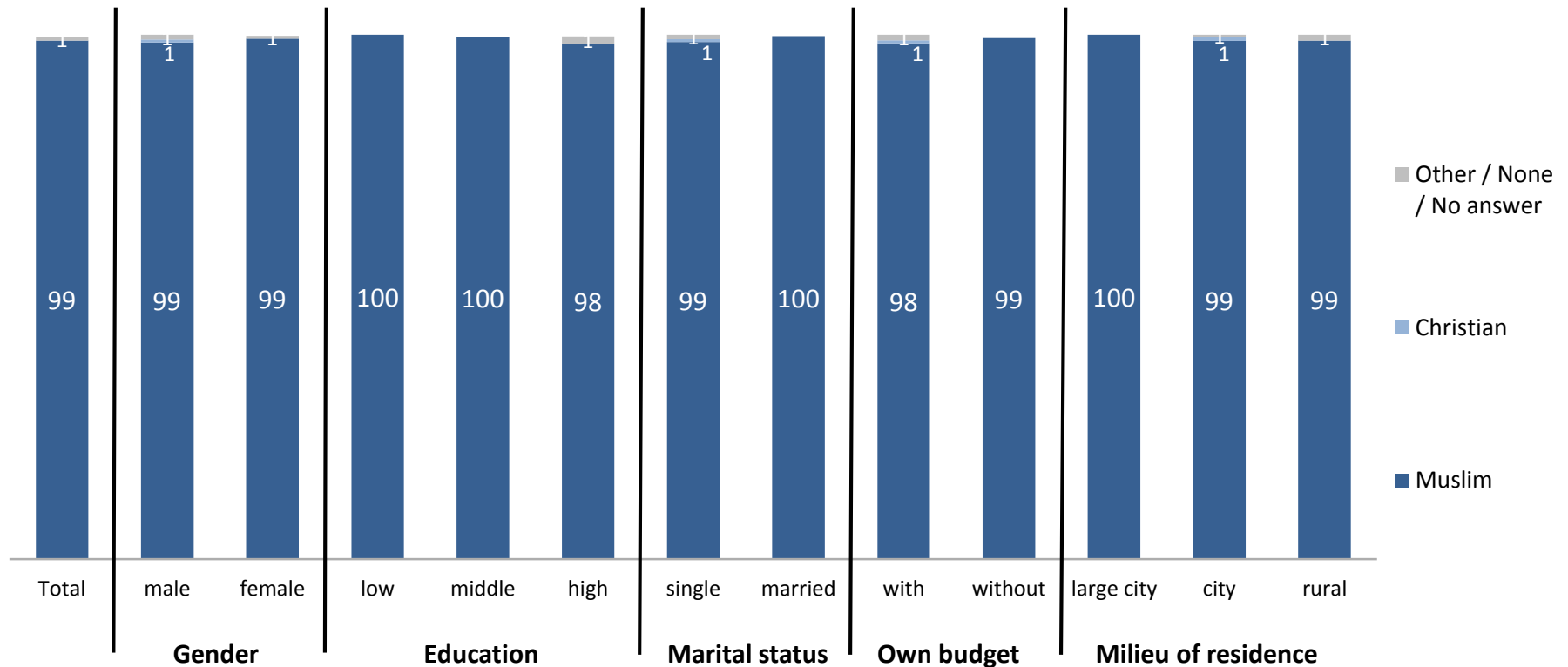
## Palestine: Religion



Q121a: How religious are you today, on a scale from 1 = not religious at all to 10 = very religious?  
Q121b: How religious were you 5 years ago, on a scale from 1 = not religious at all to 10 = very religious?

Universe: National population, 16 to 30 years/  
Average values

## Palestine: Religious conviction



Q122: Would you tell me your religious conviction?

Universe: National population, 16 to 30 years/  
Values in percent

## Palestine: Religious signs

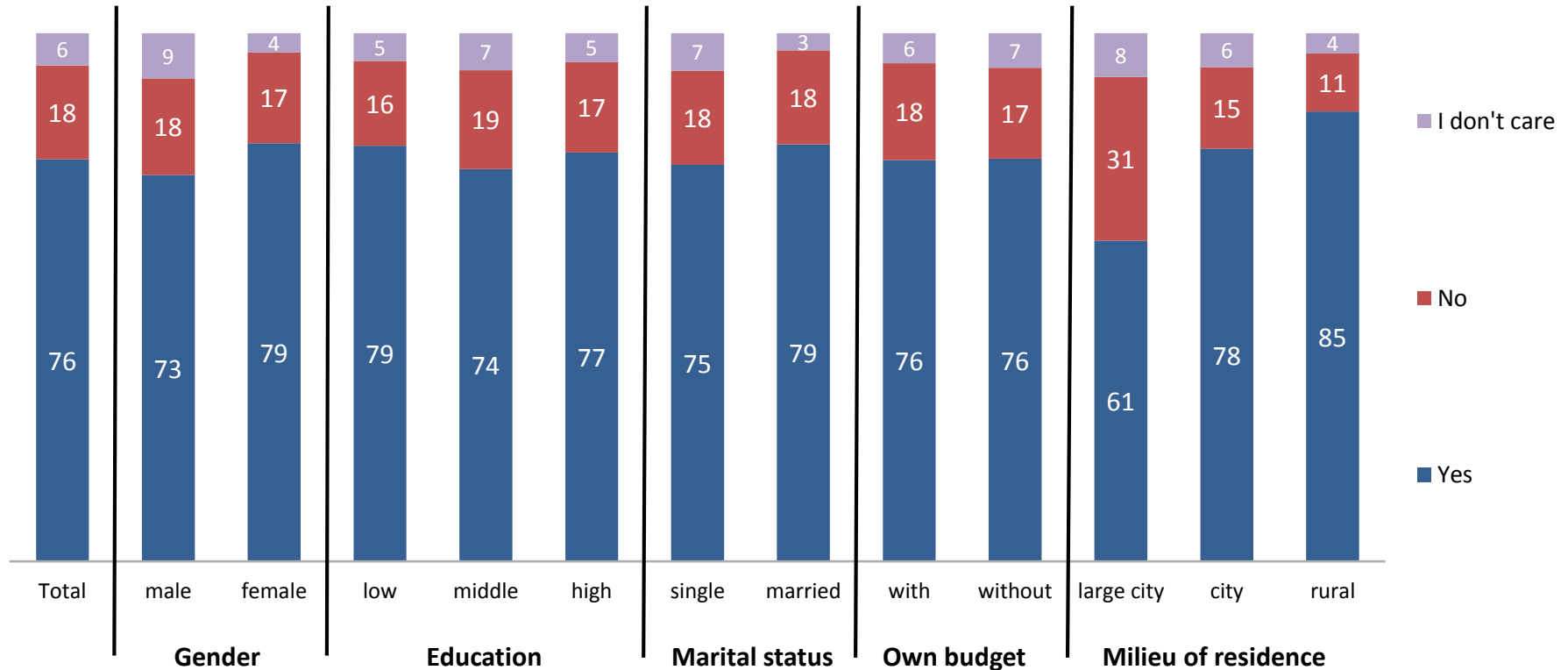
	Gender			Education			Marital status		Own budget		Milieu of residence		
	Total	male	female	low	middle	high	single	married	with	without	large city	city	rural
Prayer bump	13	19	8	12	12	15	13	14	14	12	19	11	15
Headscarf (for women only)	39		80	23	31	47	30	59	27	51	44	37	40
Niqâb (for women only)	3		6	3	2	4	2	6	1	5	5	3	2
Tattoo													
Cross	0	0				0	0		0			0	
Short djellaba (for men only)	0	0				0	0		0		1		
None	42	71	11	47	49	35	49	26	50	33	30	45	44
Other	8	11	5	18	8	7	9	6	11	5	11	6	10

Q123: Which visible signs of your religious orientation are you wearing/using?  
(Interviewer: observe, don't ask.)

Universe: National population, 16 to 30 years/  
Values in percent



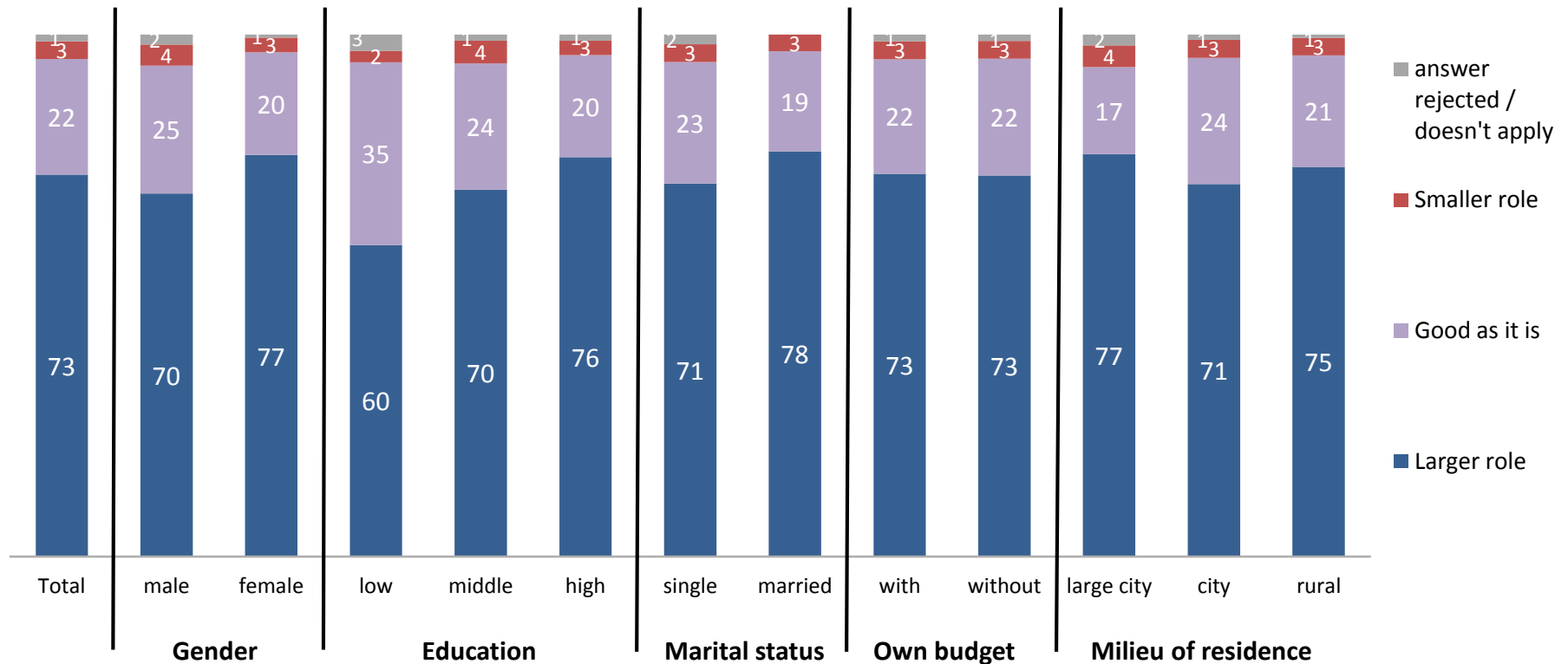
## Palestine: Religion as private matter



Q124: What do you think? "Religion is a private matter and nobody should interfere."

Universe: National population, 16 to 30 years/  
Values in percent

## Palestine: Role of Islam



Q125: Should Islam play a larger or a smaller role in daily life, or is it good as it is at the moment? (Auto-code 'does not apply' for non-Muslims)

Universe: National population, 16 to 30 years/  
Values in percent

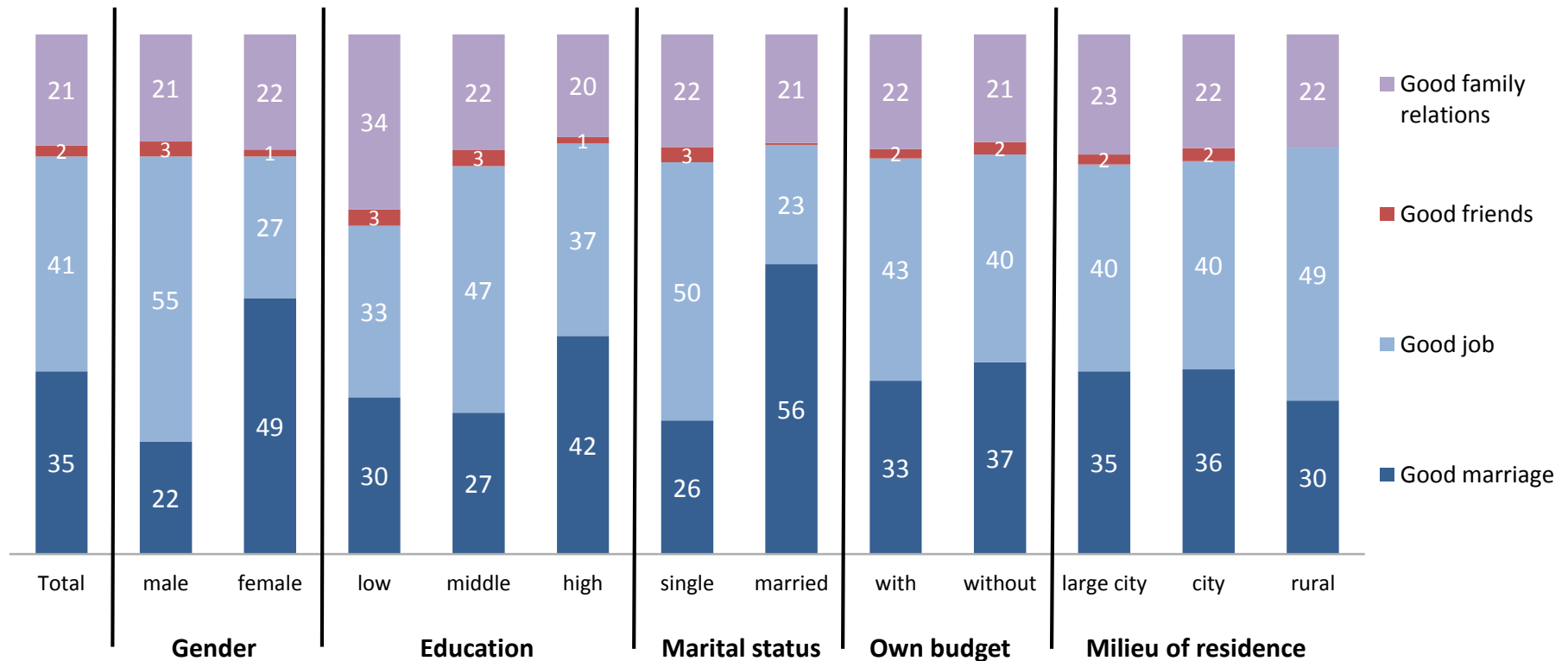
## Palestine: Attachment to groups

	Gender			Education			Marital status		Own budget		Milieu of residence		
	Total	male	female	low	middle	high	single	married	with	without	large city	city	rural
Your national community	7,0	7,1	6,9	6,3	7,1	7,0	7,1	6,8	7,0	7,0	6,9	7,0	7,5
Your religious community	7,4	7,1	7,7	6,6	7,4	7,4	7,3	7,5	7,2	7,5	7,4	7,4	7,8
The Arab nation	5,5	5,4	5,6	5,4	5,7	5,3	5,5	5,4	5,4	5,5	5,0	5,5	6,0
Your tribal community	5,4	5,4	5,5	5,7	5,5	5,3	5,5	5,3	5,4	5,4	5,4	5,4	5,5
People of your region	7,3	7,5	7,0	7,0	7,4	7,2	7,3	7,2	7,3	7,2	6,9	7,3	7,7
Your family	9,0	9,0	9,1	9,0	9,0	9,1	9,0	9,1	9,1	9,0	9,0	9,1	9,3
Young people around the world	3,9	4,2	3,6	3,4	3,9	3,9	4,1	3,4	4,0	3,8	4,1	3,9	3,7

Q126: What about your attachments to different groups. Do you feel attached to...?  
Scale from 1 = not attached at all through 10 =Totally attached

Universe: National population, 16 to 30 years/  
Average values

## Palestine: Personal future



Q127: What is most important for your personal future?

Universe: National population, 16 to 30 years/  
Values in percent

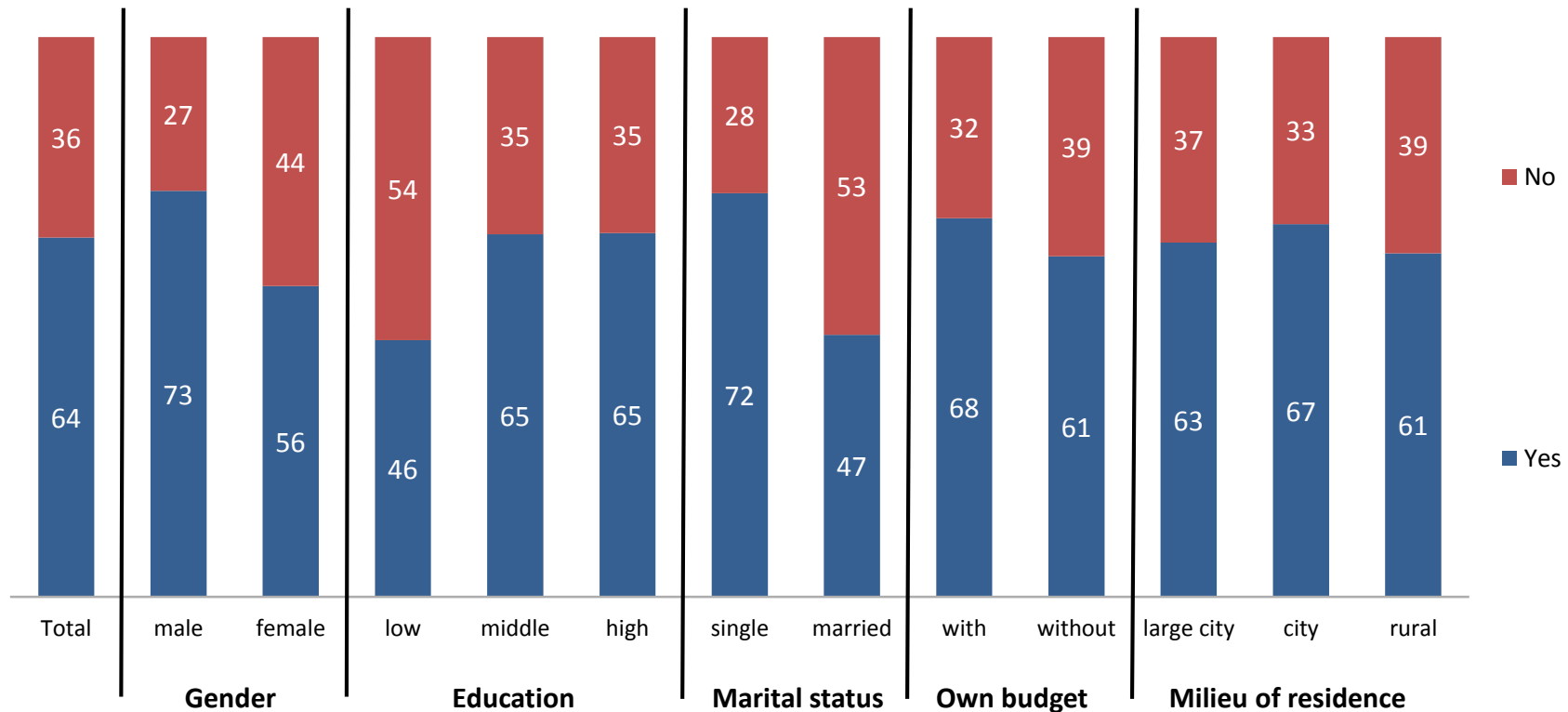
## Palestine: Connection to young people

	Gender			Education			Marital status		Own budget		Milieu of residence		
	Total	male	female	low	middle	high	single	married	with	without	large city	city	rural
Music scene	12	13	11	3	10	14	14	6	12	11	15	11	12
Soccer	18	30	5	17	18	17	21	10	17	18	14	20	13
Other sports	13	21	6	6	14	13	16	7	13	13	18	12	11
Human rights movements	8	9	7	6	5	11	9	6	9	7	10	8	7
Fashion	17	11	23		13	22	18	15	17	17	22	18	12
Gaming	16	23	9	11	16	17	20	8	16	16	23	15	12
Travel	10	12	8	5	7	13	11	7	11	10	14	9	10
Religious groups	8	9	8		6	10	9	8	9	8	11	9	6
Other	6	6	7		6	8	8	4	7	6	8	7	5

Universe: National population, 16 to 30 years/  
Values in percent "yes"

Q128: Do you feel connected to young people in other countries who share the same interests?

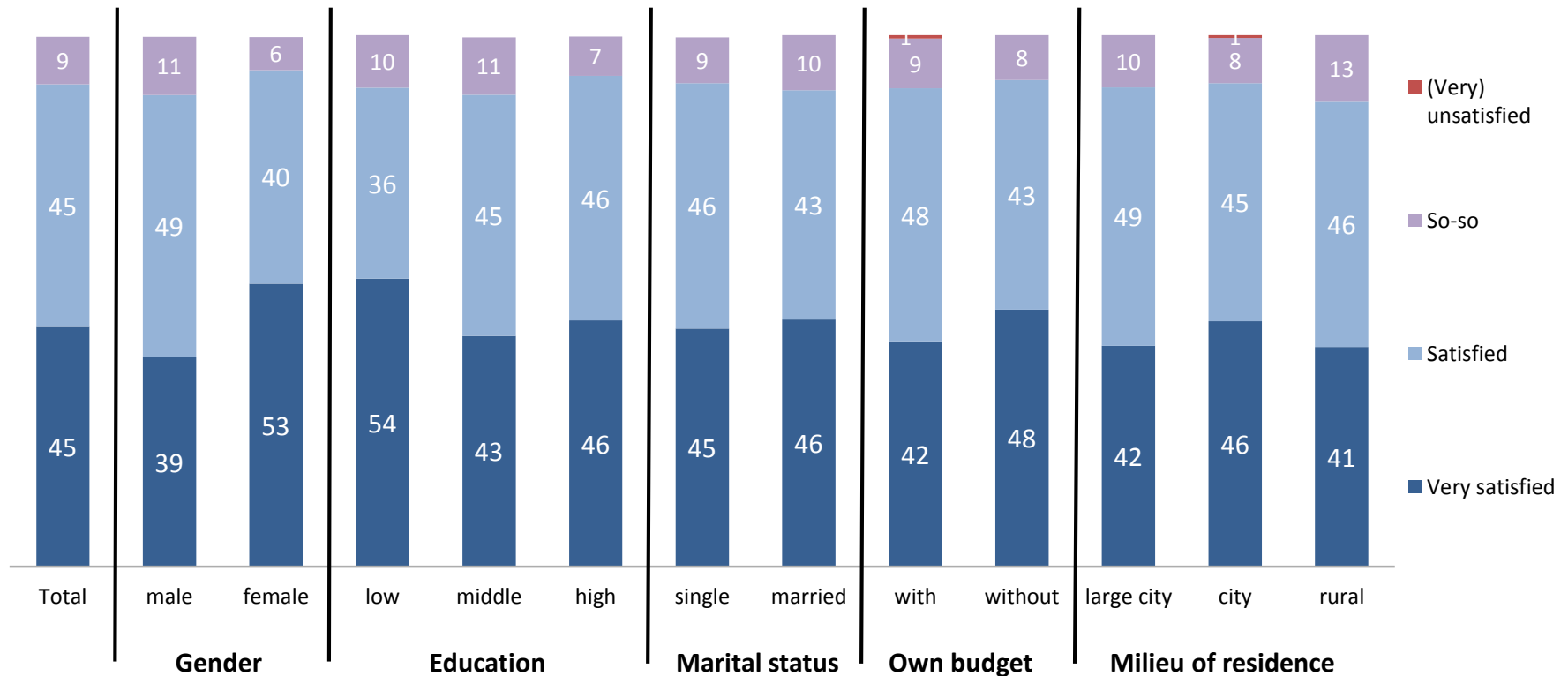
## Palestine: Part of a clique



Q129: Are you part of a fixed group of friends – a “clique” – that is meeting frequently and where everybody knows one another very well?

Universe: National population, 16 to 30 years/  
Values in percent

## Palestine: Clique satisfaction



Q130: How satisfied are you with your circle of friends?

Universe: National population, 16 to 30 years/  
Basis: Respondents that are part of a clique (Q129)/  
Values in percent

## Palestine: Importance of aspects I

	Gender			Education			Marital status		Own budget		Milieu of residence		
	Total	male	female	low	middle	high	single	married	with	without	large city	city	rural
Respecting law and order	8,4	8,3	8,6	8,7	8,5	8,4	8,4	8,6	8,4	8,4	8,6	8,4	8,6
Achieving a high standard of living	8,8	8,7	8,8	8,9	8,8	8,8	8,7	8,9	8,8	8,7	9,2	8,7	8,9
Paying attention to the codes of honour and shame	8,7	8,6	8,8	8,9	8,7	8,7	8,6	8,9	8,6	8,9	9,0	8,7	8,8
Having power and exerting influence	6,3	6,3	6,3	6,2	6,4	6,1	6,2	6,3	6,2	6,3	6,3	6,3	6,2
Developing my own imagination and creativity	8,0	8,0	8,1	7,6	8,1	8,0	8,0	8,0	7,9	8,1	8,4	7,9	8,1
Aiming for more security	8,6	8,5	8,7	8,7	8,6	8,6	8,6	8,7	8,6	8,6	8,9	8,6	8,8
Acting independent from the advices of others	7,3	7,2	7,3	7,5	7,1	7,4	7,2	7,4	7,4	7,1	7,2	7,2	7,6

Q131: As individuals we have imaginations and visions about our personal life, our attitudes and behavior. If you reflect about possible achievements in your life, how important are the following points for you, on a scale from 1 = absolutely unimportant to 10 = absolutely important?

Universe: National population, 16 to 30 years/  
Average values



## Palestine: Importance of aspects II

	Gender			Education			Marital status		Own budget		Milieu of residence		
	Total	male	female	low	middle	high	single	married	with	without	large city	city	rural
Supporting socially excluded and marginalised people	6,9	6,7	7,1	6,5	6,7	7,1	6,8	6,9	6,9	6,9	6,5	6,9	7,1
Pursuing my own agenda, even if against interest of others	5,7	5,7	5,6	6,0	5,6	5,7	5,7	5,6	5,8	5,6	5,8	5,5	5,7
Being diligent, hardworking and ambitious	8,5	8,5	8,5	8,8	8,6	8,5	8,5	8,5	8,6	8,5	9,0	8,4	8,6
Tolerating opinions that I actually would not agree with	7,4	7,2	7,5	7,6	7,3	7,4	7,4	7,4	7,4	7,3	7,1	7,4	7,5
Engaging in politics	4,5	4,6	4,4	4,0	4,3	4,8	4,6	4,5	4,7	4,4	4,2	4,6	4,4
Being able to select my partner by myself	8,3	8,3	8,4	8,2	8,3	8,4	8,2	8,5	8,4	8,2	8,3	8,4	8,1
Enjoying life as much as possible	8,2	8,1	8,3	8,1	8,2	8,1	8,2	8,1	8,2	8,1	8,5	8,1	8,3

Q131: As individuals we have imaginations and visions about our personal life, our attitudes and behavior. If you reflect about possible achievements in your life, how important are the following points for you, on a scale from 1=absolutely unimportant to 10=absolutely important?

Universe: National population, 16 to 30 years/  
Average values

## Palestine: Importance of aspects III

	Gender			Education			Marital status		Own budget		Milieu of residence		
	Total	male	female	low	middle	high	single	married	with	without	large city	city	rural
Doing what the others do	5,9	5,8	5,9	5,6	5,9	5,8	5,8	5,9	6,0	5,7	5,6	5,9	6,1
Safeguarding the traditions of my home-country	7,5	7,3	7,7	7,5	7,5	7,5	7,4	7,6	7,5	7,5	7,6	7,4	7,9
Engaging in a good family life	8,7	8,6	8,8	8,4	8,6	8,7	8,7	8,7	8,6	8,7	8,8	8,7	8,7
Being proud of the history of my country	8,3	8,2	8,4	8,2	8,3	8,3	8,3	8,4	8,3	8,3	8,5	8,2	8,7
Avoiding Westernisation	7,1	7,0	7,2	7,4	7,0	7,1	7,1	7,1	7,1	7,1	7,3	7,0	7,6
Having a partner that I can trust in	8,9	8,7	9,0	8,7	8,8	8,9	8,7	9,2	8,9	8,9	9,1	8,9	8,8
Having good friends, who appreciate and accept me	8,3	8,3	8,4	8,2	8,4	8,3	8,4	8,2	8,3	8,4	8,6	8,2	8,5

Q131: As individuals we have imaginations and visions about our personal life, our attitudes and behavior. If you reflect about possible achievements in your life, how important are the following points for you, on a scale from 1=absolutely unimportant to 10=absolutely important?

Universe: National population, 16 to 30 years/  
Average values

## Palestine: Importance of aspects IV

	Gender			Education			Marital status		Own budget		Milieu of residence		
	Total	male	female	low	middle	high	single	married	with	without	large city	city	rural
Being connected with others	7,9	7,8	8,0	7,9	7,8	8,0	7,9	7,9	8,0	7,8	8,3	7,8	8,1
Living consciously a healthy life	8,6	8,5	8,7	8,6	8,5	8,7	8,6	8,6	8,7	8,5	9,0	8,5	8,9
Allowing my decision to be guided by my emotions	5,5	5,2	5,9	5,7	5,5	5,6	5,6	5,5	5,5	5,6	5,0	5,7	6,0
Being financially independent from others	7,9	7,9	7,9	8,1	7,8	8,0	7,9	8,0	8,2	7,6	8,4	7,8	8,0
Acting environmentally conscious in any circumstance	8,0	8,0	8,0	7,9	8,0	8,1	8,0	8,0	8,2	7,8	8,5	7,8	8,5
Believing in God	9,1	9,0	9,2	9,2	9,1	9,0	9,0	9,1	9,1	9,1	9,5	8,9	9,2
Spreading the message of Islam	8,1	7,9	8,4	8,1	8,1	8,2	8,0	8,3	8,1	8,2	8,5	8,0	8,3

Q131: As individuals we have imaginations and visions about our personal life, our attitudes and behavior. If you reflect about possible achievements in your life, how important are the following points for you, on a scale from 1=absolutely unimportant to 10=absolutely important?

Universe: National population, 16 to 30 years/  
Average values

# Palestine: Contact in case of need for money

	Gender			Education			Marital status		Own budget		Milieu of residence		
	Total	male	female	low	middle	high	single	married	with	without	large city	city	rural
My partner	26	10	44	16	18	34	6	71	22	30	27	26	27
Family	81	88	73	81	86	77	93	53	82	80	80	83	76
Friends	20	29	11	20	19	21	22	16	23	17	22	21	11
Neighbours	2	3	1	5	1	2	2	2	2	1	1	2	1
Awlâd bled	1	3	0	2	1	2	2	1	1	2	1	2	1
Internet platforms													
Religious scholars	0	1	0		0	1	0	1	0	1	1	0	
Public institutions	1	1	1		0	1	1	2	1	1	1	1	
Private initiatives	0	0	0		0	0		1	0	0	1	0	
Nobody	1	1	1		1	1	1	1	1	0		1	1
Other	0	0			0	0	0	0	0			0	

Q132: Whom do you approach in case you need money?  
Multiple answers possible

Universe: National population, 16 to 30 years/  
Values in percent

## Palestine: Contact in case of job-seeking

	Gender			Education			Marital status		Own budget		Milieu of residence		
	Total	male	female	low	middle	high	single	married	with	without	large city	city	rural
My partner	10	4	17	2	7	13	4	23	9	11	5	12	10
Family	32	33	30	19	39	26	37	19	33	30	29	33	36
Friends	36	49	22	30	38	34	38	31	46	26	40	33	41
Neighbours	5	8	2	3	5	5	6	4	7	3	5	4	7
Awlâd bled	9	13	4	17	8	8	9	8	10	7	5	9	9
Internet platforms	25	24	25	3	17	32	27	20	28	22	27	26	21
Religious scholars	1	1	1		1	1	1	0	1	1	2	1	
Public institutions	36	35	36	24	30	42	37	34	31	40	31	40	33
Private initiatives	6	7	6		5	8	7	5	7	6	4	7	9
Nobody	5	3	7	15	5	5	3	10	4	6	4	5	5
Other	1	0	1		1	1	1	1	1	1		1	

Q132: Whom do you address in case you are looking for work?  
Multiple answers possible

Universe: National population, 16 to 30 years/  
Values in percent

## Palestine: Contact in case of sickness

	Gender			Education			Marital status		Own budget		Milieu of residence		
	Total	male	female	low	middle	high	single	married	with	without	large city	city	rural
My partner	30	19	42	20	21	39	8	79	30	30	29	30	33
Family	83	89	78	85	89	78	95	59	84	82	81	86	79
Friends	12	16	8	3	11	14	13	10	12	12	12	13	8
Neighbours	2	2	1		1	2	2	1	1	2	3	1	2
Awlâd bled	1	1	0			1	1	0	1	0	1	0	
Internet platforms	0		0			0	0	0		0			0
Religious scholars	0	0				0	0		0	0	1	0	
Public institutions	3	3	2		3	2	3	1	2	3	1	4	0
Private initiatives													
Nobody	0	1	0	3	1	0	0	0	1	0	1	1	
Other	2	2	1		2	2	2	1	1	2		3	1

Q132: Whom do you address in case you are sick?  
Multiple answers possible

Universe: National population, 16 to 30 years/  
Values in percent

# Palestine: Contact in case of personal problems

	Gender			Education			Marital status		Own budget		Milieu of residence		
	Total	male	female	low	middle	high	single	married	with	without	large city	city	rural
My partner	27	16	38	19	18	35	8	69	27	27	22	27	33
Family	70	74	66	78	78	62	79	48	70	70	69	72	68
Friends	31	39	23	20	27	36	38	18	33	30	37	30	27
Neighbours	1	2	1		1	2	2	0	1	2	1	2	1
Awlâd bled	2	3	2		1	3	3	1	1	3	1	3	
Internet platforms													
Religious scholars	0	1	0			1	0	1	1	0	1	0	
Public institutions	0		0			0	0			0		0	
Private initiatives													
Nobody	2	2	2		2	3	3	1	3	2	2	2	1
Other	0	0			0		0			0		0	

Q132: Whom do you address in case of personal problems?  
Multiple answers possible

Universe: National population, 16 to 30 years/  
Values in percent

## Palestine: Family life

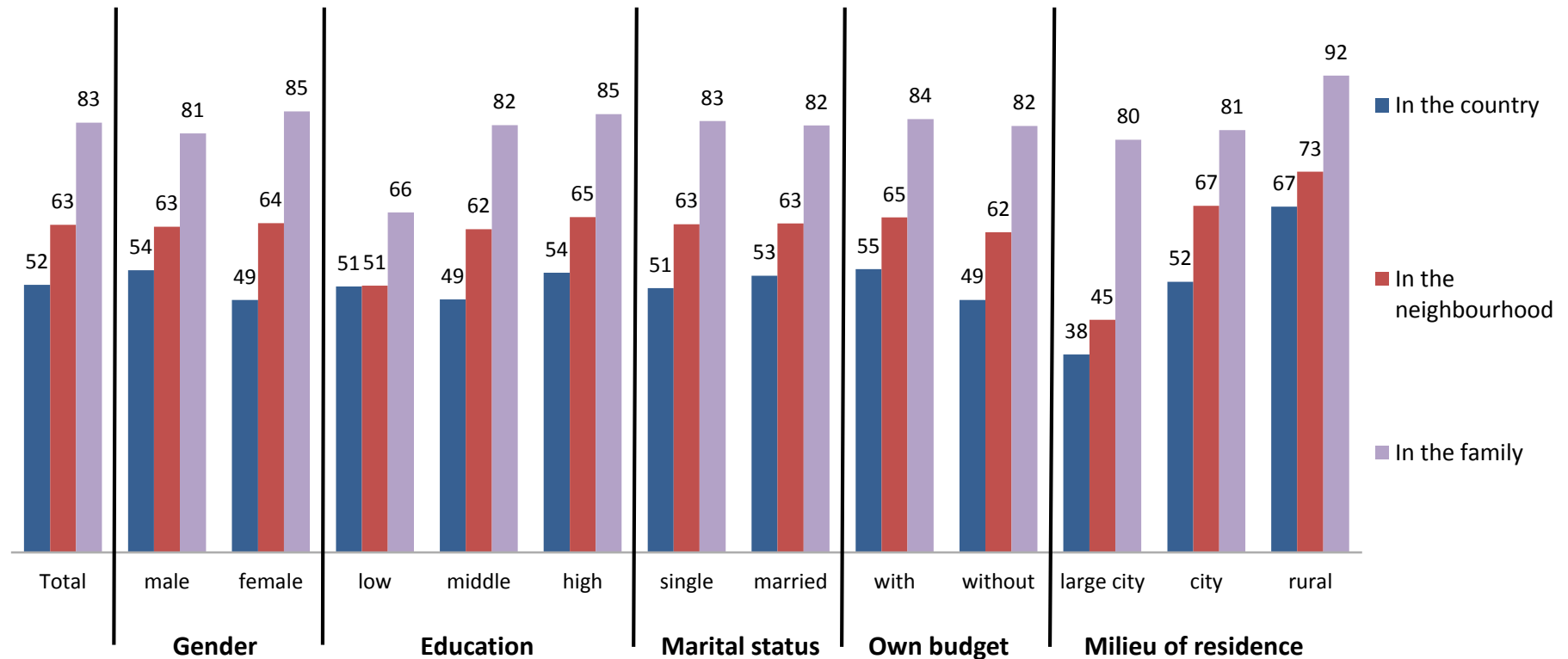
	Total	male	female	low	middle	high	single	married	with	without	large city	city	rural
One needs a family	94	93	96	94	94	94	93	97	94	94	92	95	96
One can live alone and be happy	3	4	3	3	3	3	4	2	3	4	4	3	
Alone, one definitely is happier	1	1	0	3	0	1	1		1	1	2	0	2
Not sure	2	2	1		2	2	2	1	2	2	2	2	2

Q133: Do you believe that one needs a family to live a happy life or can one be as happy or even happier living alone?

Universe: National population, 16 to 30 years/  
Values in percent



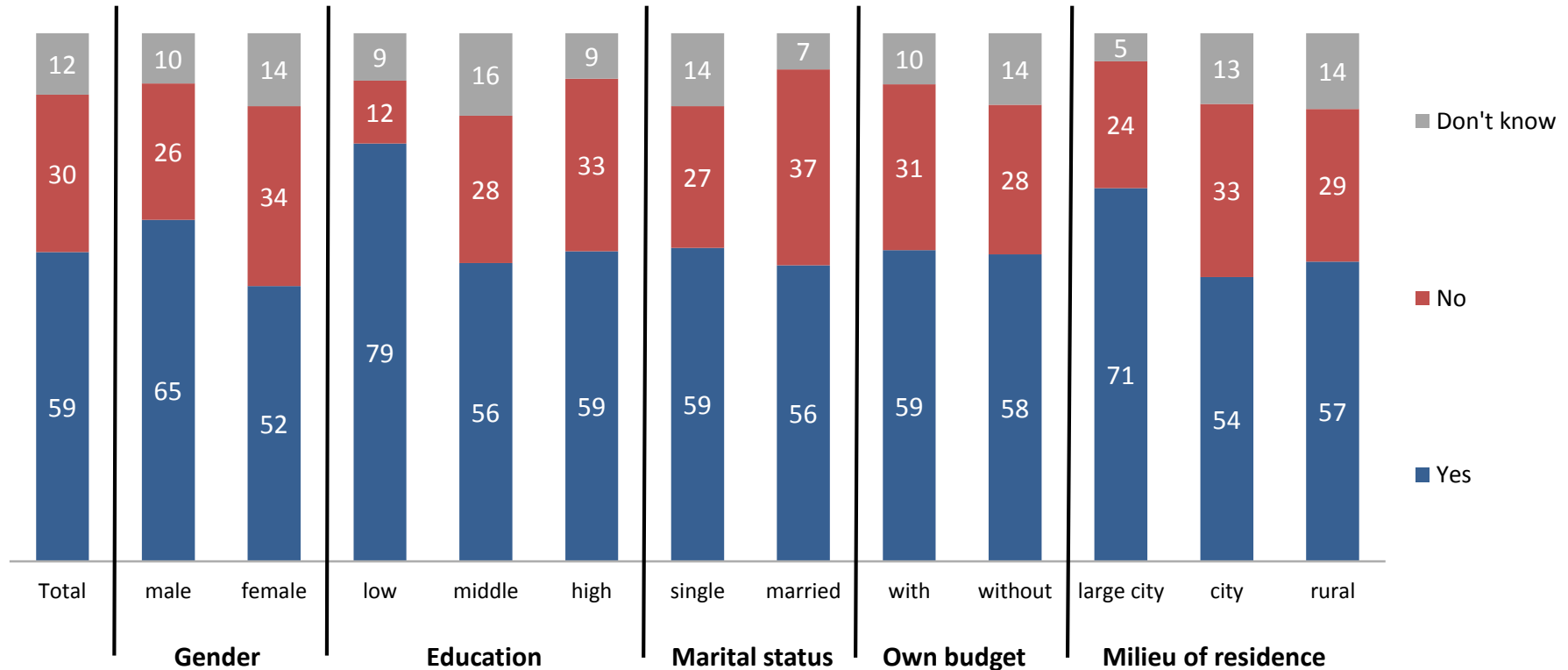
## Palestine: Harmony between men and women



Q134: How would you describe the relations between men and women in your country / in your neighbourhood / in your family? (In harmony or in tension?)

Universe: National population, 16 to 30 years/  
Values in percent answer "in harmony" /  
missing values "in tension" and "don't know"

## Palestine: Finding a partner



Q135: Has it become more difficult to find a partner in recent years?

Universe: National population, 16 to 30 years/  
Values in percent

## Palestine: Finding a partner: men

	Gender			Education			Marital status		Own budget		Milieu of residence		
	Total	male	female	low	middle	high	single	married	with	without	large city	city	rural
Women demand higher financial security	55	55		49	57	53	56	53	50	61	68	52	43
Women no longer accept traditional rules	30	30		35	26	34	30	30	32	27	38	28	26
Women demand new models of partnership	9	9		4	9	11	10	6	9	10	13	9	10
Women have become too demanding	71	71		73	75	65	69	80	70	72	71	72	62
Lack of trust	20	20		13	20	23	22	13	21	20	22	22	12
Other	2	2			2	3	2	2	2	3		3	3

Q136: Why has it become more difficult to find a partner in recent years?  
Multiple answers possible

Universe: National population, 16 to 30 years/  
Basis: Men (Q003) that find it more difficult to find a partner (Q135)/ Values in percent

## Palestine: Finding a partner: women

	Gender			Education			Marital status		Own budget		Milieu of residence		
	Total	male	female	low	middle	high	single	married	with	without	large city	city	rural
Men are increasingly poor and cannot take care of a family	66		66	82	69	64	64	67	63	67	73	66	53
Men are not ready to accept an educated woman	14		14	21	8	16	12	16	21	9	16	15	3
Men’s moral standards are decaying.	31		31	58	27	32	30	32	40	25	38	31	25
Men have become too demanding	26		26	13	30	24	23	29	27	25	26	28	23
Lack of trust	29		29		27	30	27	27	32	26	26	26	33
Other	6		6		9	5	8	4	3	8	11	6	2

Q137: Why has it become more difficult to find a partner in recent years:?

Multiple answers possible

Universe: National population, 16 to 30 years/

Basis: Women (Q003) that find it more difficult to find a partner (Q135)/ Values in percent

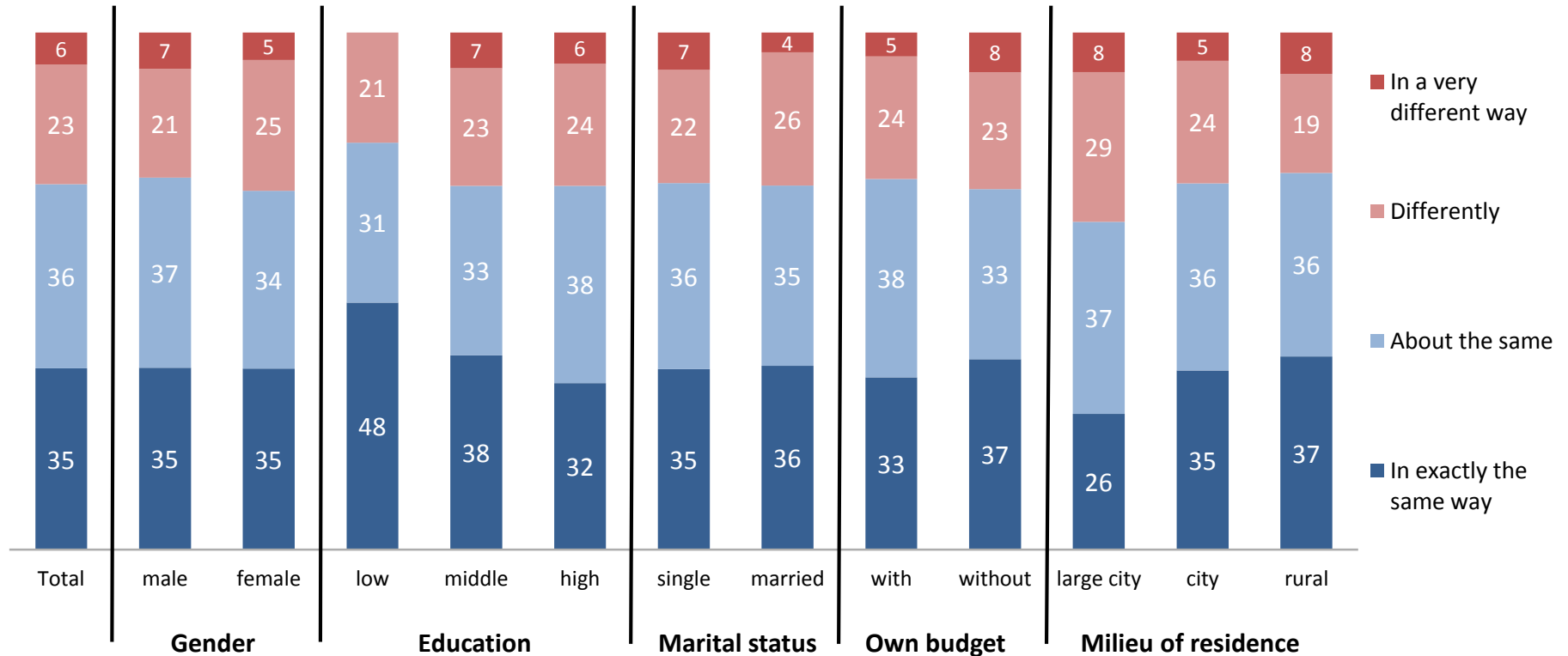
## Palestine: Children

	Gender			Education			Marital status		Own budget		Milieu of residence		
	Total	male	female	low	middle	high	single	married	with	without	large city	city	rural
One needs own children	91	89	92	89	89	93	88	98	91	90	89	91	89
One can live happily without children	4	4	4	3	4	3	4	2	4	3	3	4	2
Without children, one definitely is happier	1	2	0	5	1	1	1		1	1	2	0	3
Not sure	5	6	4	3	6	3	7	1	4	6	5	5	6

Q138: What about children. Does one need children in order to live a happy life or can one be as happy or even happier without children?

Universe: National population, 16 to 30 years/  
Values in percent

## Palestine: Raising children



Q139: Would you (or do you) raise your children the same way as your parents raised you?

Universe: National population, 16 to 30 years/  
Values in percent

## Palestine: Anxieties

	Gender			Education			Marital status		Own budget		Milieu of residence		
	Total	male	female	low	middle	high	single	married	with	without	large city	city	rural
Losing your work	35	46	25	39	37	34	37	31	40	31	39	36	27
Becoming poor	52	55	48	60	55	49	51	55	52	52	51	53	51
Becoming seriously sick	50	49	52	44	50	51	49	54	49	52	54	49	47
Not having friends	25	25	24	26	24	25	26	24	26	24	25	25	25
Being forced to leave your country for political reasons	33	34	32	24	29	37	33	33	34	32	29	32	39
Staying unmarried and single	19	22	17	38	17	19	25	5	17	21	15	20	19
Falling out seriously with your parents	25	24	26	17	22	28	26	24	27	23	18	24	29

Q140: Let's now talk about your anxieties concerning the future. Are you anxious about...

Universe: National population, 16 to 30 years/  
Values in percent "fairly / very much"

## Palestine: Anxieties II

	Gender			Education			Marital status		Own budget		Milieu of residence		
	Total	male	female	low	middle	high	single	married	with	without	large city	city	rural
Not being as successful in live as your wish	45	47	44	44	43	48	46	44	48	43	46	43	50
Becoming a victim of a terror attack	32	34	30	37	30	34	31	35	29	35	33	32	29
Becoming dependent on drugs	11	12	9	9	10	11	10	11	11	10	5	10	14
Being forced to leave your country for economic reasons	27	32	22	37	28	26	28	25	27	28	23	26	29
Increasing insecurity	51	52	50	50	51	52	50	54	50	53	56	51	53
Armed conflicts threatening your family	28	29	28	28	27	29	28	30	26	31	28	27	26

Q140: Let's now talk about your anxieties concerning the future. Are you anxious about...

Universe: National population, 16 to 30 years/  
Values in percent "very much / fairly"



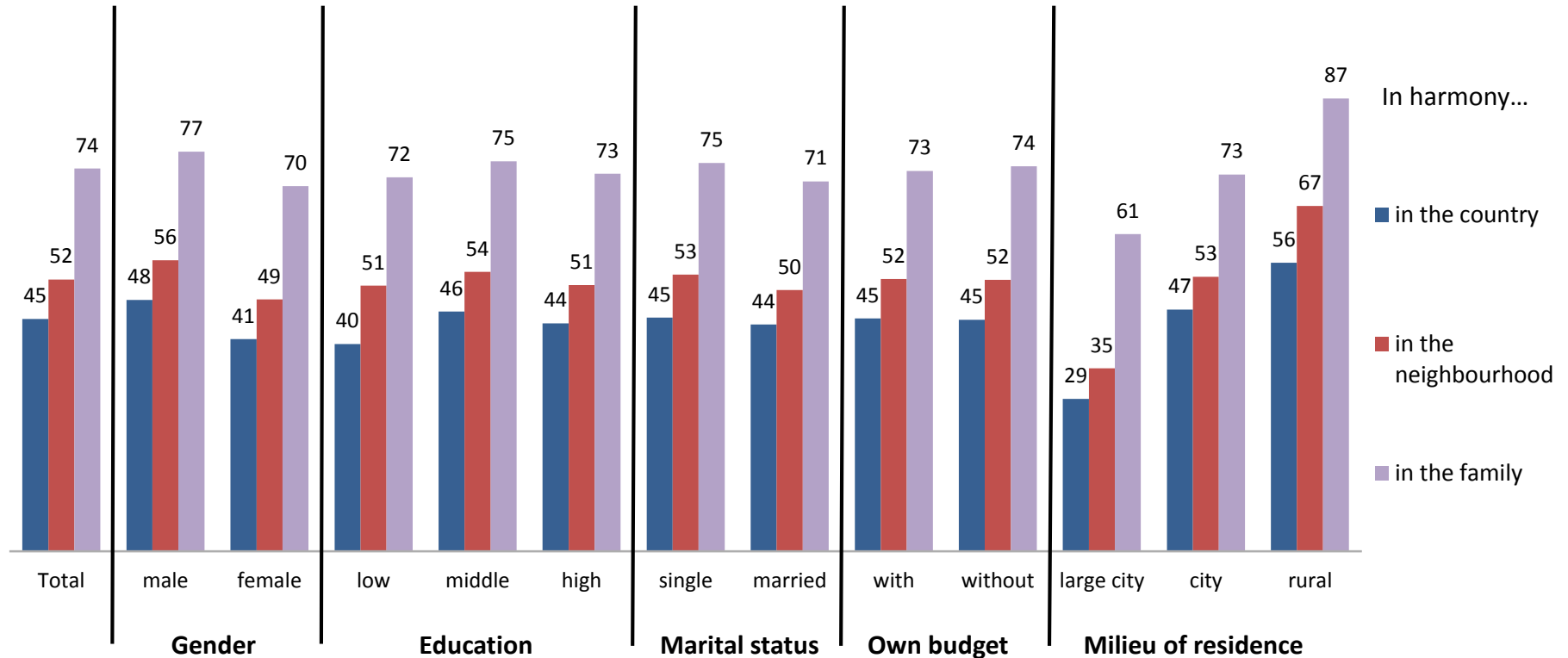
# Palestine: Importance of changes

	Gender			Education			Marital status		Own budget		Milieu of residence		
	Total	male	female	low	middle	high	single	married	with	without	large city	city	rural
Changes within the family	63	62	64	68	63	63	61	69	67	59	72	58	68
Social instability	53	52	54	59	51	54	52	54	58	48	62	49	52
Job losses	41	46	35	43	41	40	42	40	45	36	47	39	36
Food shortage	57	57	57	73	55	57	55	60	58	56	70	51	50
Sectarian divisions	23	24	22	16	21	26	23	23	21	25	29	23	19
Increasing separation from the outside world	28	30	26	40	27	28	29	25	25	31	32	27	23
Growing violence	50	49	51	45	50	51	50	50	49	51	62	46	46
Climate change	43	43	43	35	41	46	41	48	42	44	57	40	44

Q141: What about changes in your life during the last 5 years. How important are they?

Universe: National population, 16 to 30 years/  
Values in percent "(very) important"

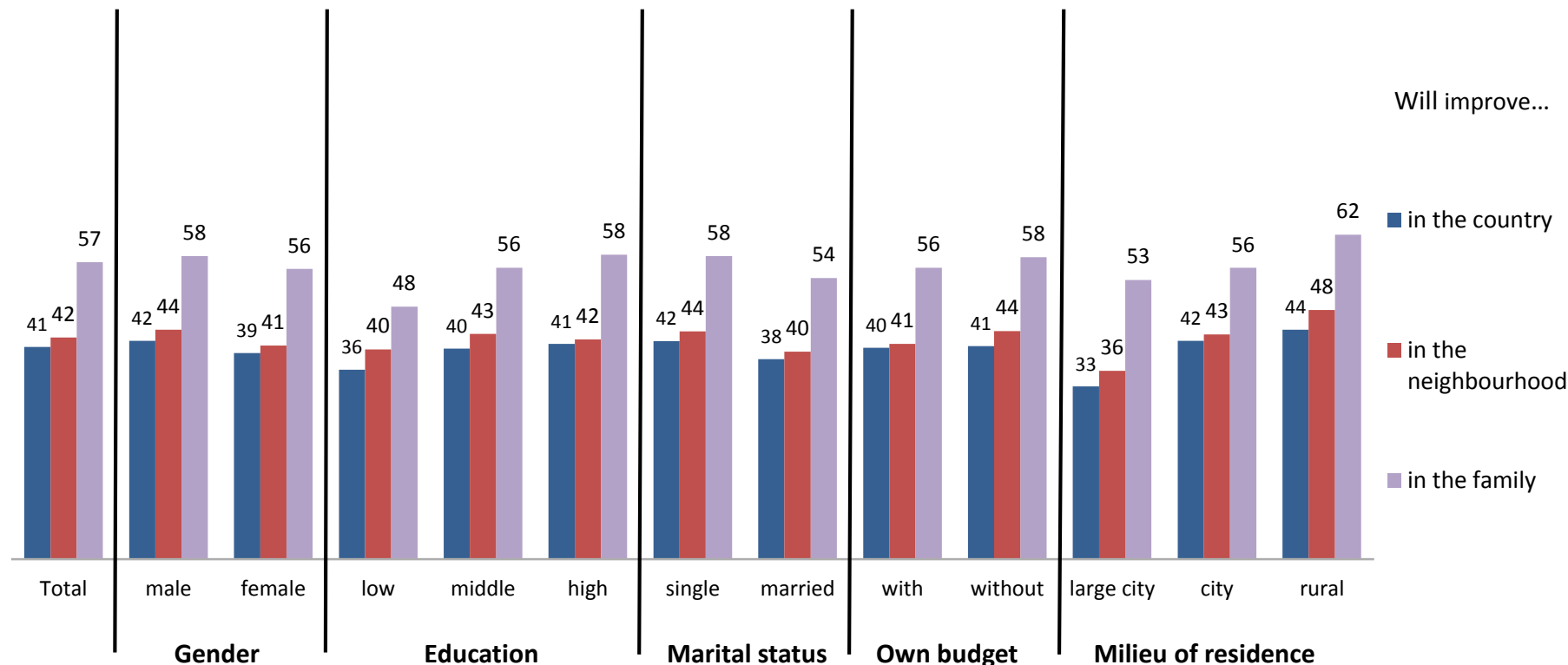
## Palestine: Relationship between the generations



Q142: How would you describe the relations between the younger and older generations...?

Universe: National population, 16 to 30 years/  
 Values in percent "in harmony"  
 missing values "in tension" and "don't know"

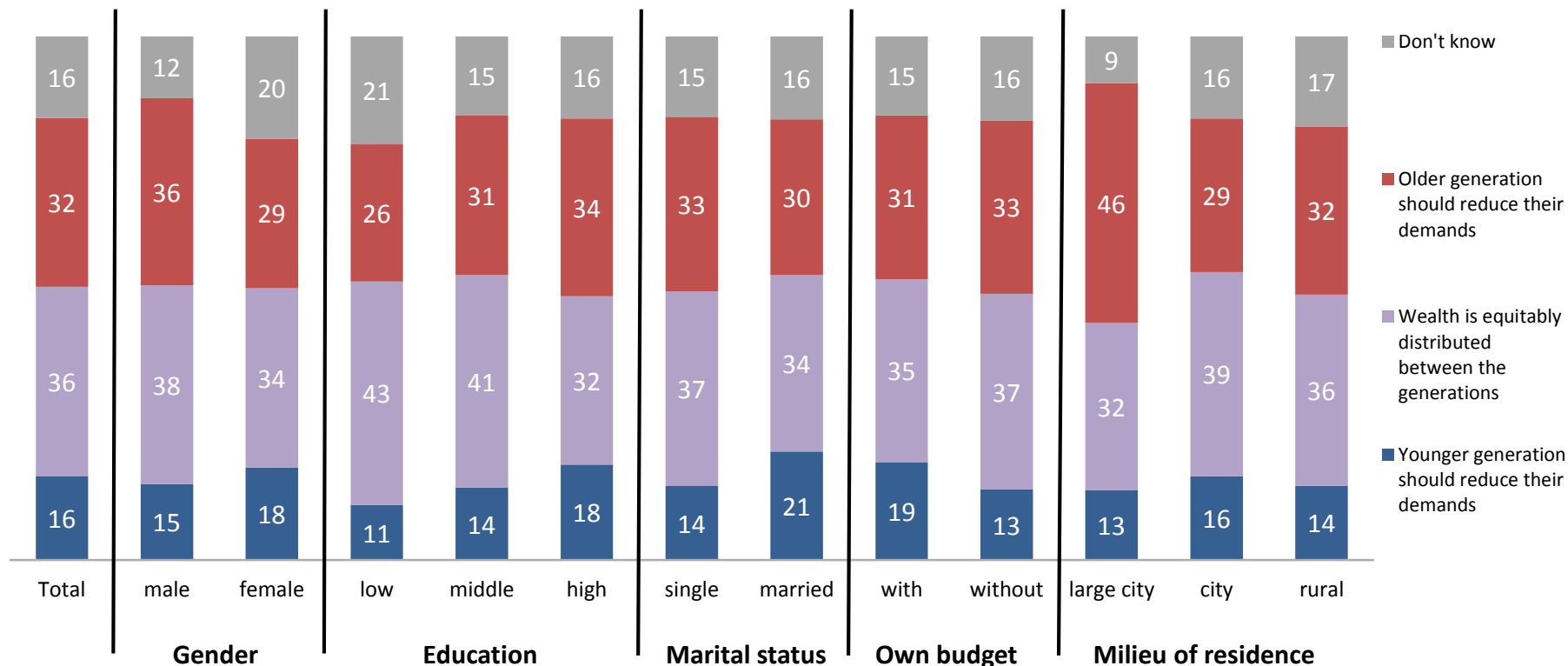
## Palestine: Future relationship between the generations



Q143: How will these generational relations develop in the future...?

Universe: National population, 16 to 30 years/  
Values in percent "generational relations will improve"  
missing values "will remain as they are", "will deteriorate" and "don't know"

## Palestine: Distribution of wealth between generations

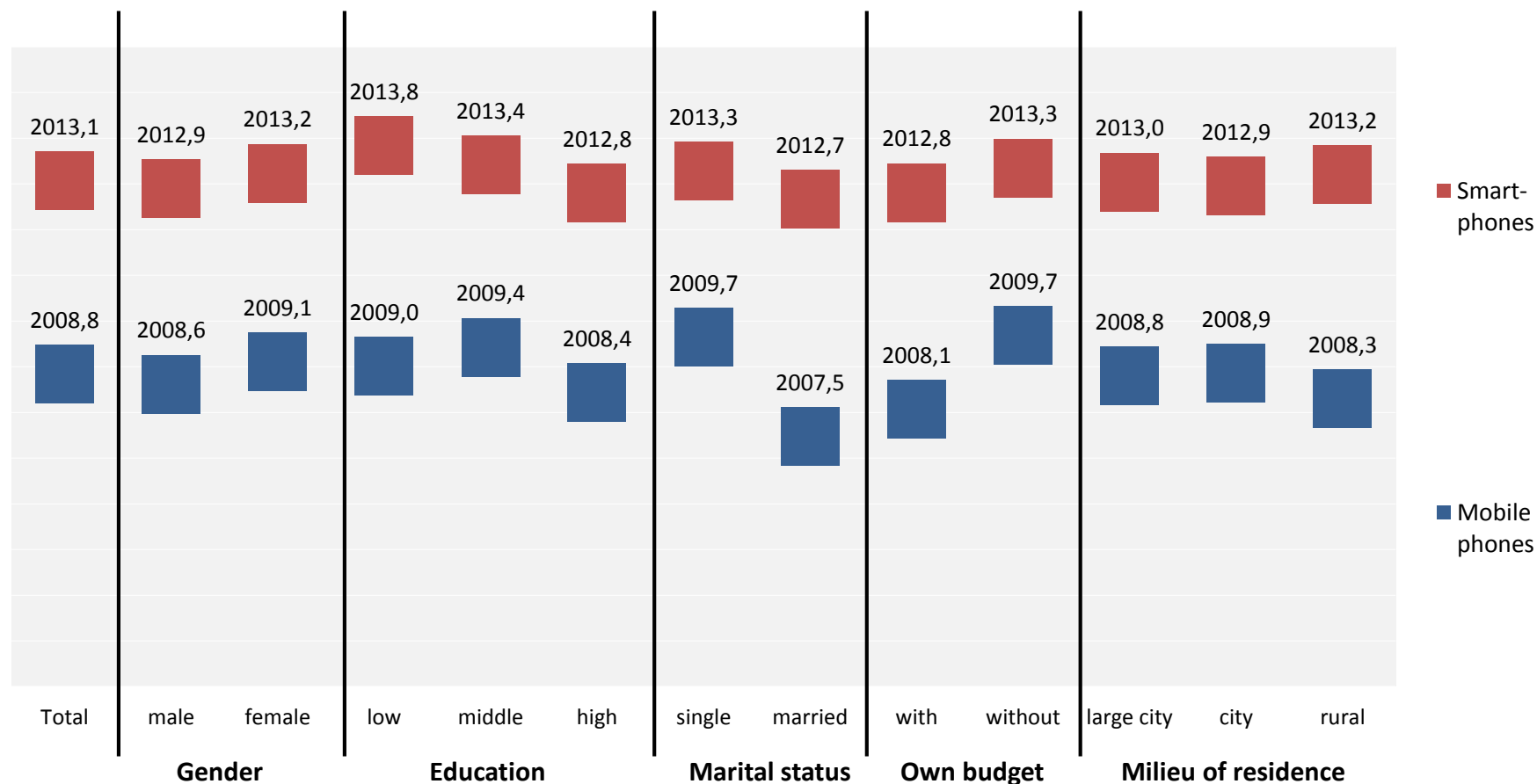


Q144: What about the distribution of wealth between the generations? Which of the following statements corresponds most with your opinion?

Universe: National population, 16 to 30 years/  
Values in percent

## COMMUNICATION

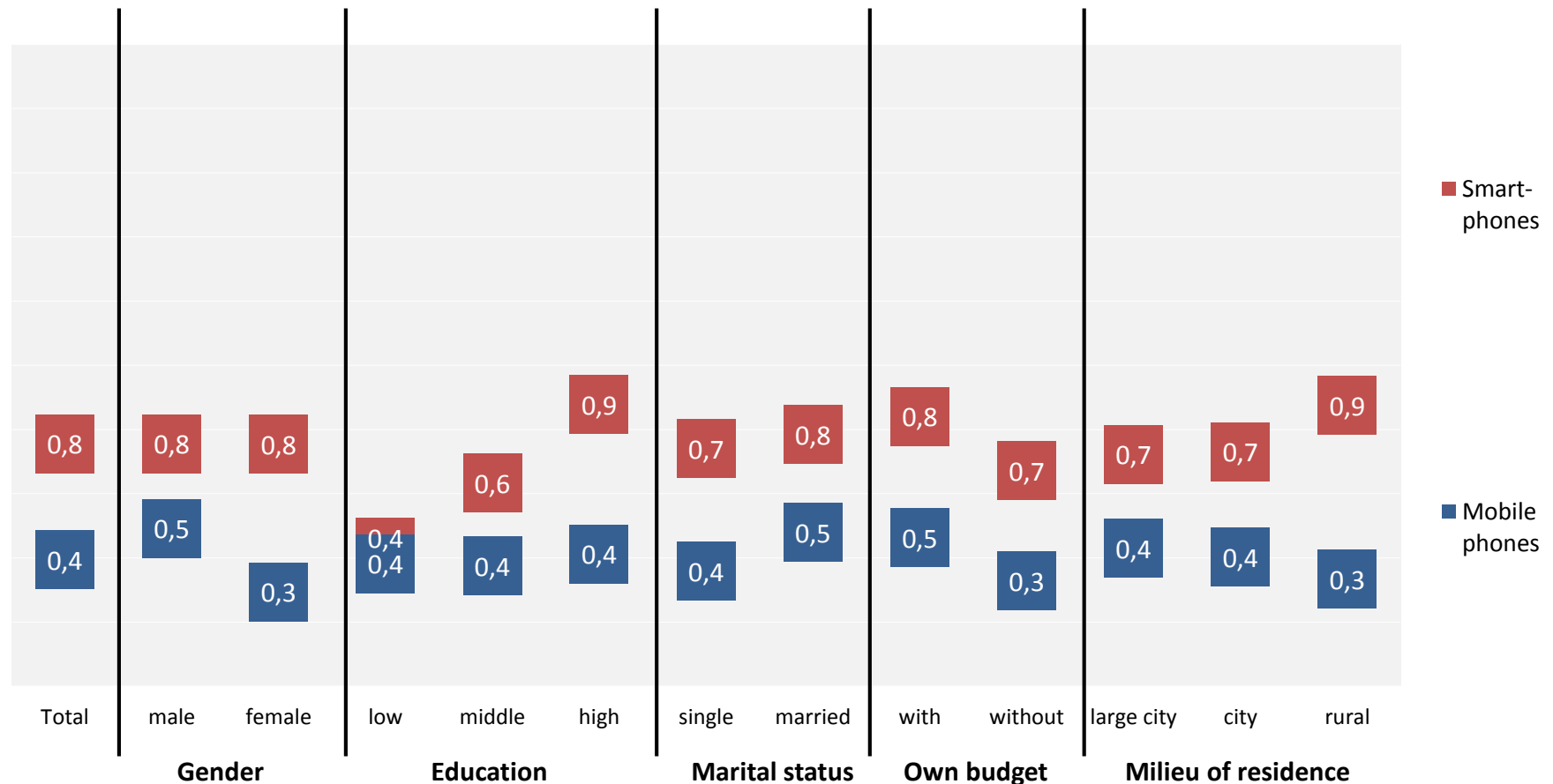
## Palestine: Year of first mobile phone / smartphone



Q145: When (year) did you get your first mobile phone / smartphone?

Universe: National population, 16 to 30 years/  
Average values

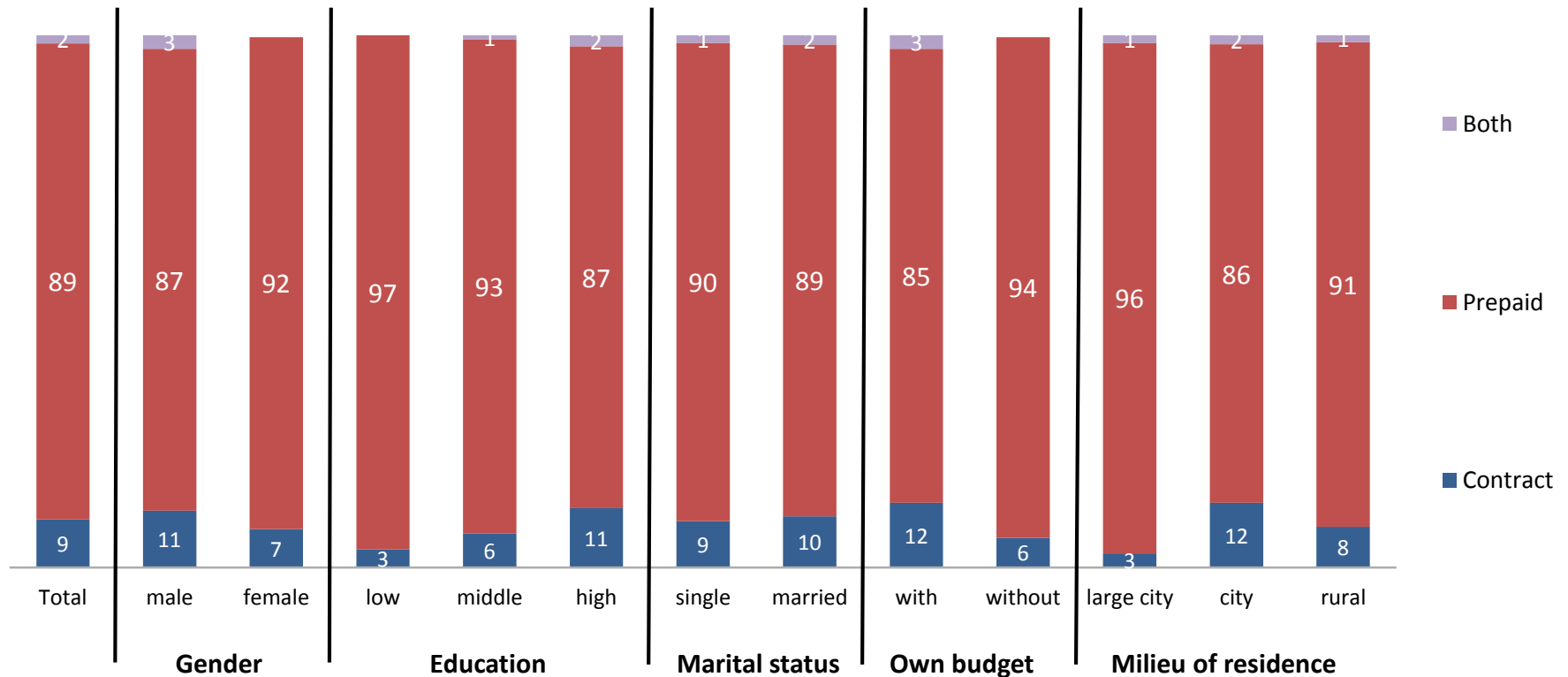
## Palestine: Number of phones



Q146: How many mobile phones / smartphones do you currently possess?

Universe: National population, 16 to 30 years/  
Average values

## Palestine: Phone contract

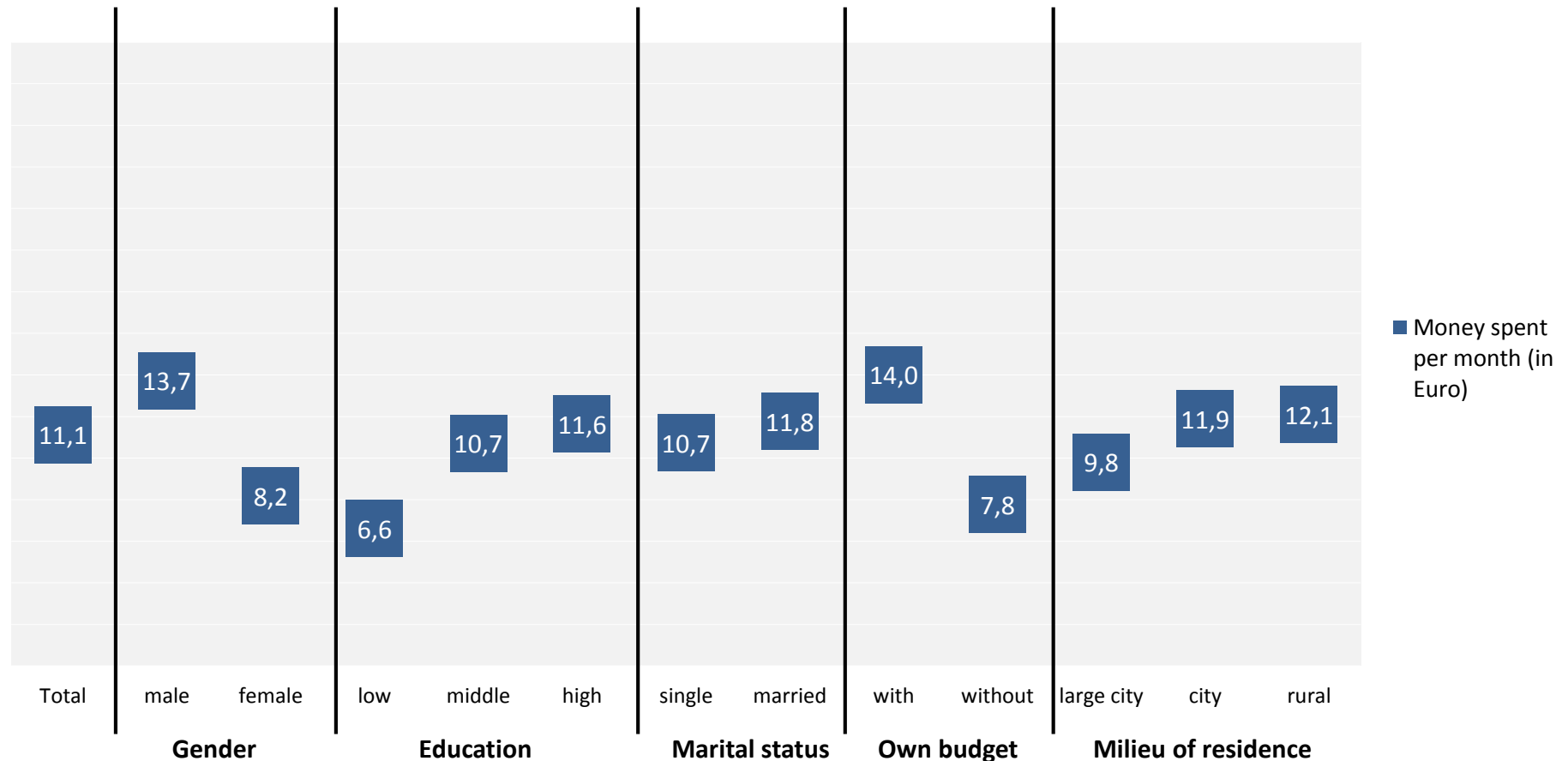


Q147: Do you currently possess a contract or do you use prepaid?

Universe: National population, 16 to 30 years/  
Basis: Respondents that possess either a mobile or a smart phone (Q146)  
Values in percent

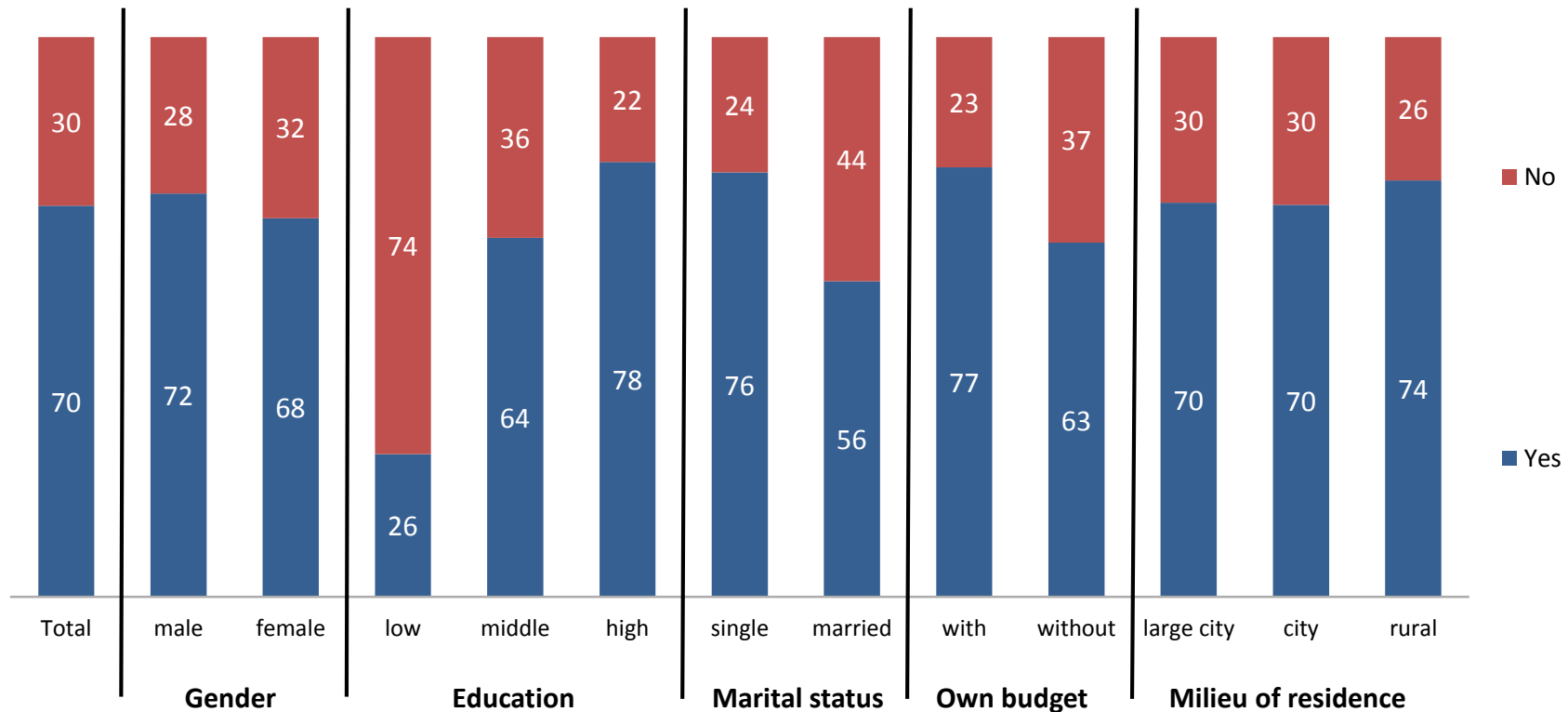


## Palestine: Money spent on phones



Universe: National population, 16 to 30 years/  
Basis: Respondents that possess either a mobile or a smart phone (Q146)  
Q148: How much money do you spend for your mobile phone or smartphone per month?  
Average values Euro

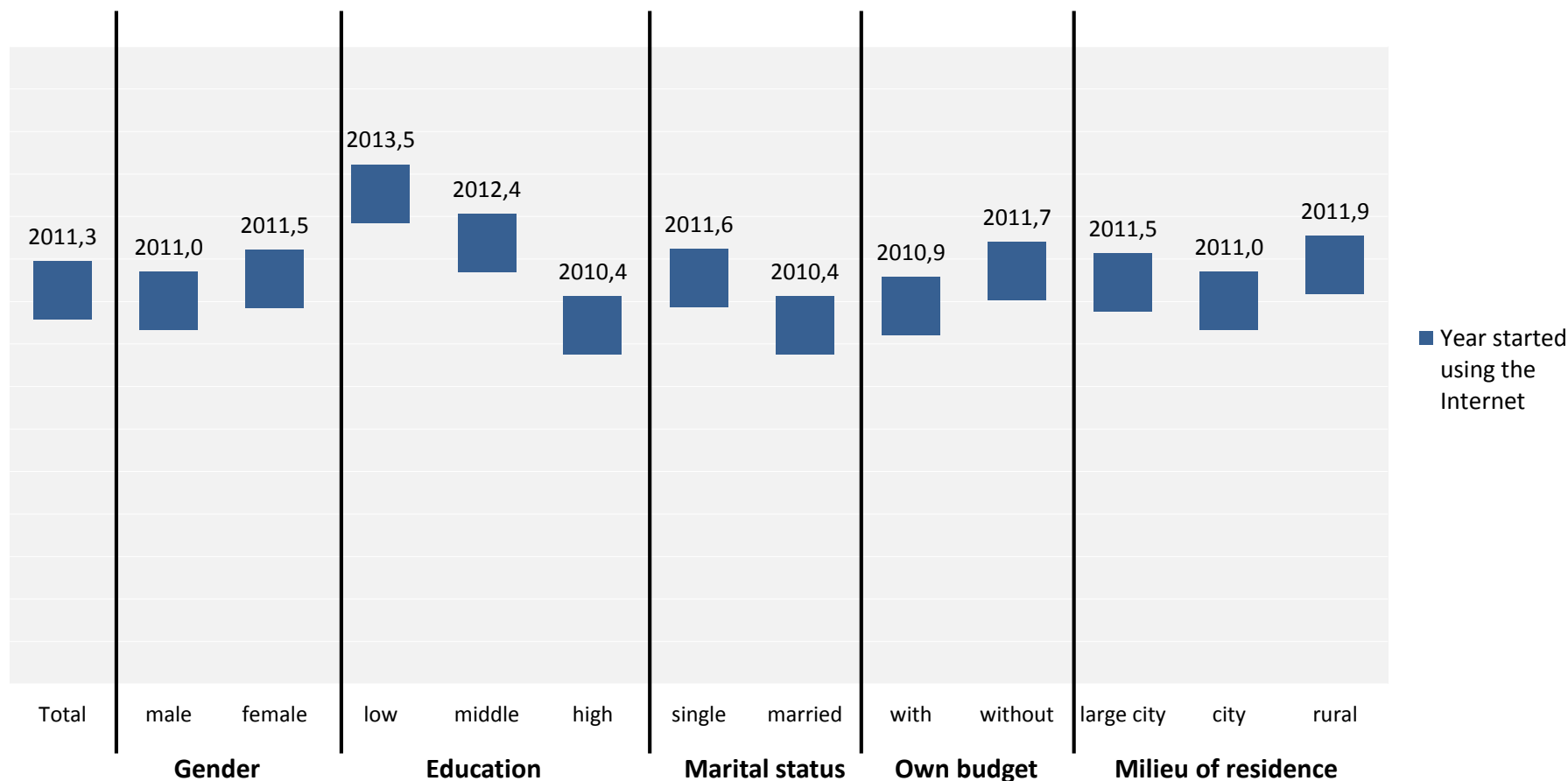
## Palestine: Internet usage



Q149: Do you use the Internet?

Universe: National population, 16 to 30 years/  
Values in percent

## Palestine: Year start using the Internet



Q150: In what year did you start using it?

Universe: National population, 16 to 30 years/  
Basis: Respondents that use the Internet (Q149)  
Average values

## Palestine: Internet usage

	Gender			Education			Marital status		Own budget		Milieu of residence		
	Total	male	female	low	middle	high	single	married	with	without	large city	city	rural
At home	88	86	89	92	88	87	87	89	89	86	89	86	91
At your workplace	14	20	7	31	9	16	12	20	24	1	14	12	17
Via Internet café (cyber)	13	22	2	40	16	10	15	7	16	9	15	10	16
In school/university	20	19	21		13	25	25	6	17	23	22	20	20
In shops, cafés, restaurants etc.	8	11	4		8	8	9	4	8	8	8	9	4
Everywhere where I have access to the net	42	46	37		39	45	43	40	42	43	39	46	29
Other	1	1	2		2	1	2	1	2	1	3	1	2

Q151: And where do you use it?  
Multiple answers possible

Universe: National population, 16 to 30 years/  
Basis: Respondents that use the Internet (Q149)/ Values in percent

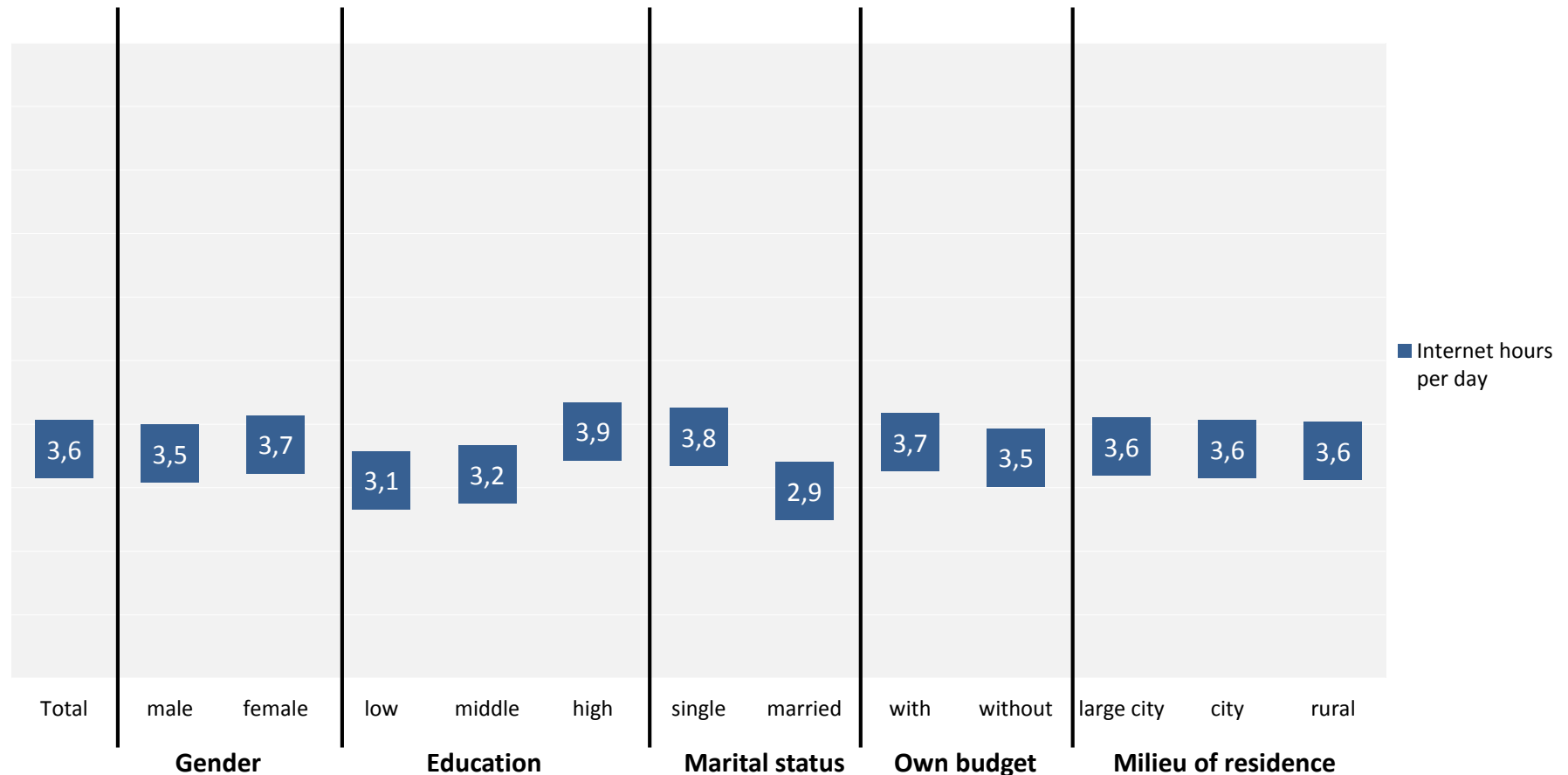
## Palestine: Internet usage - devices

	Gender			Education			Marital status		Own budget		Milieu of residence		
	Total	male	female	low	middle	high	single	married	with	without	large city	city	rural
Phone / Smartphone	81	83	79	92	75	85	78	90	83	79	80	80	84
Tablet / iPad	9	8	9	13	8	9	9	9	8	9	9	9	6
Desktop PC	27	29	25	39	35	21	31	15	25	29	30	26	29
Laptop	31	31	32		25	36	31	29	29	33	31	35	23
Smart TV	1	1	0		0	1	1	1	0	1	1	1	

Q152: Which devices do you usually use to connect to the Internet?  
Multiple answers possible

Universe: National population, 16 to 30 years/  
Basis: Respondents that use the Internet (Q149)/ Values in percent

## Palestine: Internet usage per day



Q153: How many hours do you use the Internet per day?

Universe: National population, 16 to 30 years/  
Basis: Respondents that use the Internet (Q149)  
Average values

## Palestine: Internet usage

	Gender			Education			Marital status		Own budget		Milieu of residence		
	Total	male	female	low	middle	high	single	married	with	without	large city	city	rural
Facebook	92	96	87	91	93	91	93	88	93	90	88	93	89
Skype	15	17	13		11	18	15	16	18	11	14	18	9
Blogs	4	5	3		4	4	3	5	3	4	1	5	1
Twitter	14	16	12	19	9	18	15	13	15	13	19	13	10
WhatsApp	60	56	65	64	50	67	58	66	64	55	57	61	63
Viber	39	37	42	45	31	45	36	49	42	36	39	39	31
Instagram	33	32	33	11	31	34	35	26	33	32	42	31	29
None	1	1	3		1	2	1	2	1	2	3	0	1

Q154: Do you use...  
Multiple answers possible

Universe: National population, 16 to 30 years/  
Basis: Respondents that use the Internet (Q149)/ Values in percent

## Palestine: Usage of social networks

	Gender			Education			Marital status		Own budget		Milieu of residence		
	Total	male	female	low	middle	high	single	married	with	without	large city	city	rural
Share music / videos/ pictures	42	43	42	19	47	40	45	34	44	40	38	42	52
Look for work opportunities	24	24	24	22	12	31	24	22	25	22	23	23	26
Organise meetings with friends	53	56	51	40	50	56	57	44	58	47	63	51	55
Keep in contact with friends and family	79	80	77	77	77	80	79	77	79	78	82	77	82
Look for a possible partner	3	5	2		2	4	4	2	5	2	7	2	4
Discuss politics	6	7	5		4	8	6	7	7	6	7	6	5
Mobilise friends and other people for politics	4	5	3		3	5	4	4	5	3	3	4	5
Actively oppose specific political positions	3	4	2		2	4	3	3	3	3	3	3	2
Discuss religious affairs	9	9	9		7	11	9	9	9	9	11	7	11
Mobilise friends and other people for religious affairs	7	7	6		4	8	8	4	7	6	8	6	5
Actively oppose specific religious positions	4	6	3		4	4	5	2	5	3	7	3	4

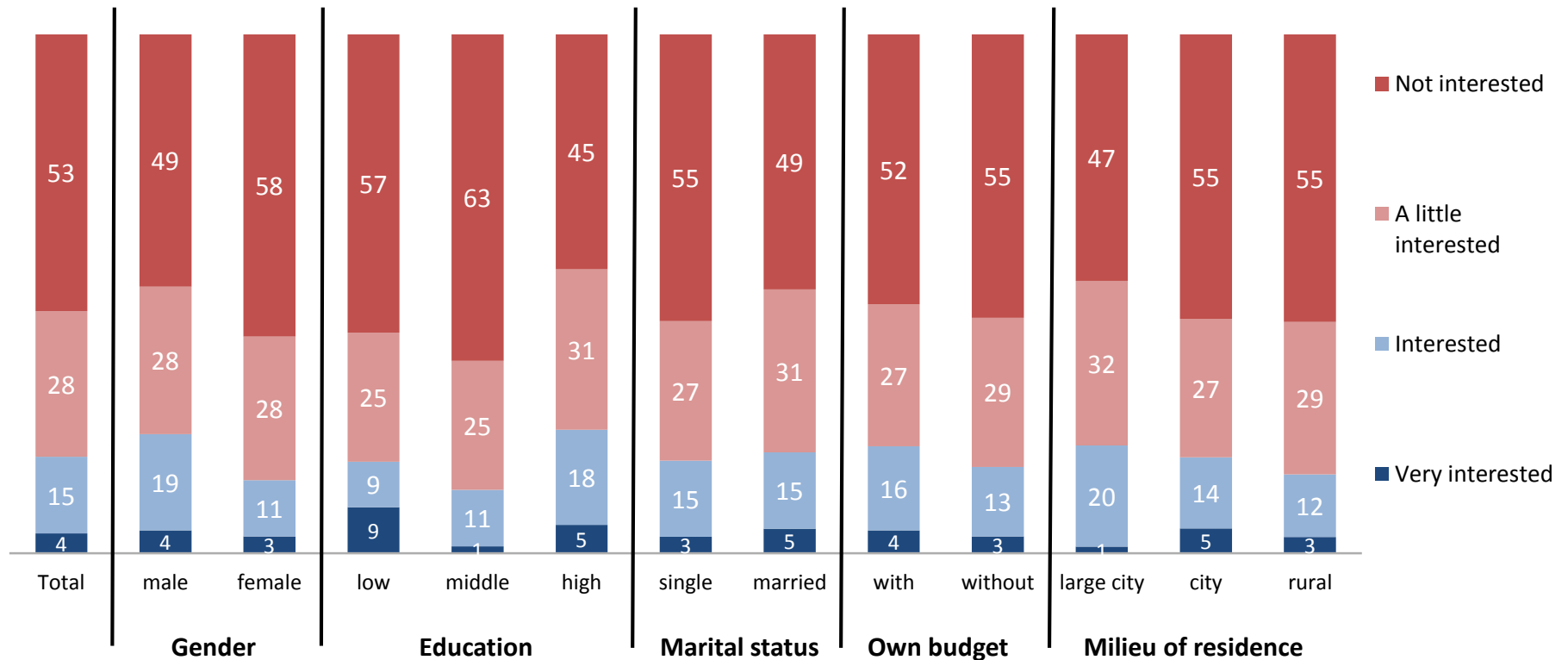
Q155: How do you use social networks like Facebook, blogs or WhatsApp?

Basis: Respondents that use the Internet (Q149)/ Values in percent answer "Frequently" or "always"



## PARTICIPATION

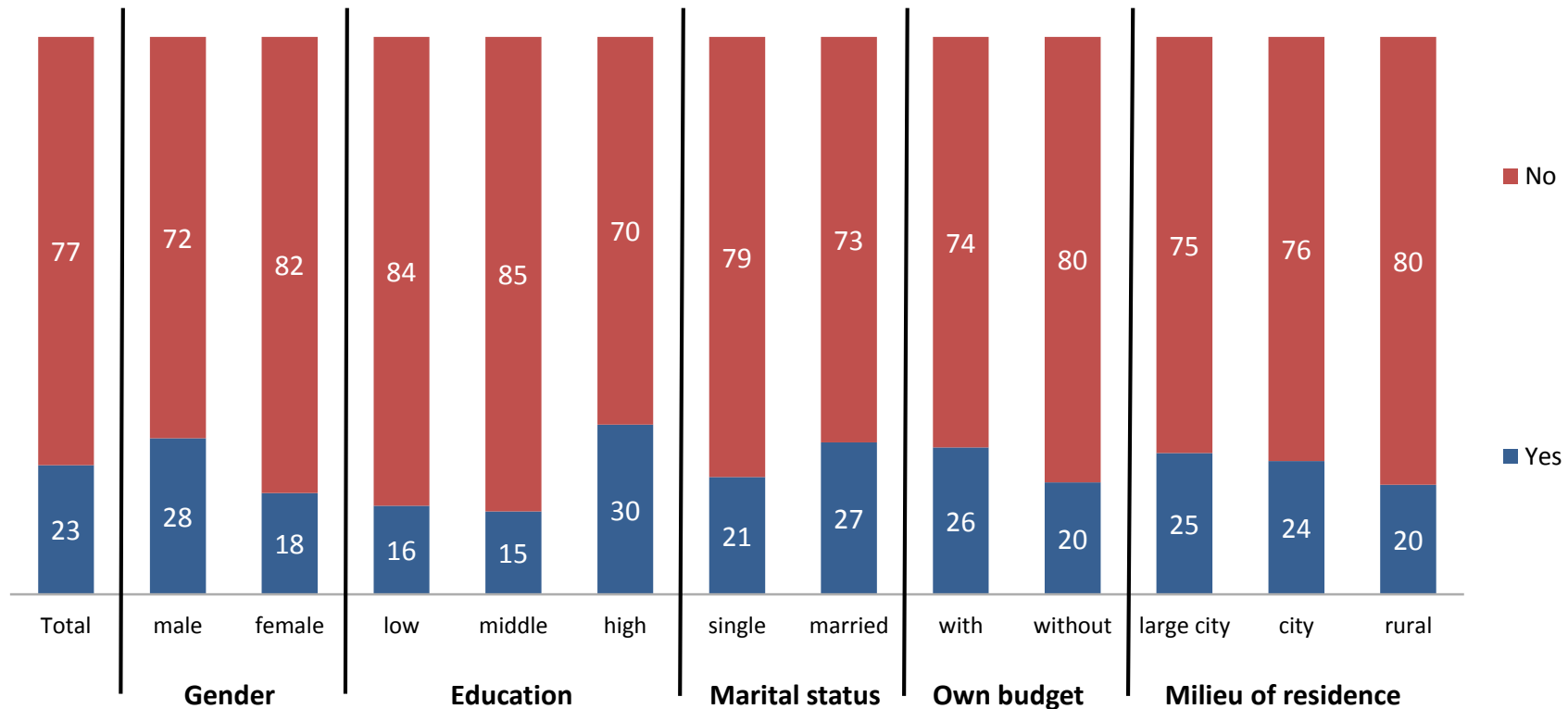
## Palestine: Political interest



Q156: Are you interested in politics?

Universe: National population, 16 to 30 years/  
Values in percent

## Palestine: Political information



Q157: Do you inform yourself actively about politics?

Universe: National population, 16 to 30 years/  
Values in percent

## Palestine: Sources of information

	Gender			Education			Marital status		Own budget		Milieu of residence		
	Total	male	female	low	middle	high	single	married	with	without	large city	city	rural
Face-to-face	32	35	28	32	32	32	36	27	34	30	35	30	20
Mobile	21	22	19		21	22	26	12	22	19	23	21	20
Internet	66	69	59	28	62	68	73	51	70	59	54	70	69
TV	75	72	80	100	73	75	72	79	69	83	58	78	82
Newspaper	10	13	5	22	11	9	11	9	15	4	11	10	9
Radio	23	26	19		24	24	22	25	19	28	17	29	12
Other	1	1			3		1	1		2		1	

Q158: What sources and means of information are you using?  
Multiple answers possible

Universe: National population, 16 to 30 years/  
Basis: Respondents that inform themselves actively about politics (Q157)/ Values in percent

## Palestine: Political actions considered

	Gender			Education			Marital status		Own budget		Milieu of residence		
	Total	male	female	low	middle	high	single	married	with	without	large city	city	rural
Participate in a demonstration	8	8	7	3	8	8	9	5	7	9	9	7	8
Participate in a strike	10	11	9	6	9	11	11	8	8	11	9	10	11
Join a political party	7	11	4		5	10	8	6	5	9	9	8	4
Participate in elections	27	31	24	10	19	35	28	25	26	28	24	30	26
Inform yourself via Internet / Twitter about joining a group	7	7	6		5	8	8	5	7	6	9	6	7
Mobilise others via Internet in order to act	6	6	6		4	8	7	3	6	6	9	5	7
Boycott buying certain goods	18	18	19	15	15	21	18	18	18	19	18	17	20
Distribute flyers	5	6	4	3	4	6	6	2	5	6	6	4	7
Sign an online petition	4	5	3		3	5	5	2	4	4	4	4	4
Engage in an association	13	13	12	6	10	16	14	10	11	14	11	12	18
Act as a sprayer	3	4	2		3	4	5	1	3	4	4	3	3

Q159: If there is something that is important to you and you like to be heard or have a political impact, which of the following possibilities would you probably or probably not consider doing? Would you...?

Universe: National population, 16 to 30 years/  
Values in percent "probably / certainly"

# Palestine: Political actions used

		Gender		Education			Marital status		Own budget		Milieu of residence		
	Total	male	female	low	middle	high	single	married	with	without	large city	city	rural
Participate in a demonstration	11	16	6	6	8	14	11	10	11	11	19	9	4
Participate in a strike	11	14	8	6	8	14	13	6	10	12	14	10	10
Join a political party	6	8	3		2	9	6	5	5	7	5	7	3
Participate in elections	22	25	18	2	13	30	20	25	24	20	29	22	17
Inform yourself via Internet / Twitter about joining a group	3	3	4		2	4	3	3	2	4	4	3	2
Mobilise others via Internet in order to act	3	4	3	3	2	4	4	2	3	4	5	3	3
Boycott buying certain goods	15	16	15	12	13	18	16	13	15	15	16	14	17
Distribute flyers	3	3	2	3	3	3	4	1	2	3	1	3	4
Sign an online petition	2	2	2		1	2	2	1	1	2	2	1	2
Engage in an association	10	10	9		7	12	9	10	8	11	9	9	9
Act as a sprayer	2	3	1		2	2	2	1	2	2	1	2	2

Q160: Which of these options have you already used or participated in?  
Multiple answers possible

Universe: National population, 16 to 30 years/  
Values in percent "yes"

## Palestine: Civic engagement I

	Gender			Education			Marital status		Own budget		Milieu of residence		
	Total	male	female	low	middle	high	single	married	with	without	large city	city	rural
For the interest of the young people	14	18	9	6	10	17	14	12	13	14	13	14	15
For improving living together in my area of residence	15	17	13	6	12	18	15	15	14	16	14	16	16
For organising useful activities in the leisure time of young people	14	16	11	6	11	17	15	11	14	14	15	14	15
For a better and cleaner environment	19	23	16	18	20	19	21	17	18	21	22	20	17
For improving the situation of disabled people	14	15	13	9	13	15	15	13	14	14	23	13	13
For better provisions for and integration of foreign migrants / refugees	6	7	5	3	6	7	7	5	5	7	6	7	6
For guaranteeing safety and order in my area of residence	18	20	15	12	15	20	17	19	16	19	23	17	18
For helping poor and vulnerable people	20	23	17	21	18	22	21	20	20	20	29	18	26

Q161: Do you engage for social or political goals or committing yourself for the benefit of other people for the following topics?

Universe: National population, 16 to 30 years/  
Values in percent "frequently"

## Palestine: Civic engagement II

	Gender			Education			Marital status		Own budget		Milieu of residence		
	Total	male	female	low	middle	high	single	married	with	without	large city	city	rural
For social and political changes in my country	8	10	6	3	8	9	9	8	6	10	11	9	5
For elderly people who depend on help and support	17	17	16	14	16	17	17	17	16	17	26	14	22
For those who are coming from situations of armed conflicts	5	6	4	2	5	6	6	4	5	5	6	5	4
For the culture and traditions of my country	14	16	12	3	11	17	15	12	12	15	18	14	15
For my religious conviction	19	19	19	8	16	22	19	20	16	22	29	16	23
For equal rights of men and women	15	13	16	12	13	17	14	16	13	16	19	14	19
For other goals and groups	7	7	7	3	6	9	8	6	6	8	7	8	5

Q161: Do you engage for social or political goals or committing yourself for the benefit of other people for the following topics?

Universe: National population, 16 to 30 years/  
Values in percent "frequently"



## Palestine: Place/ institution of civic engagement

	Gender			Education			Marital status		Own budget		Milieu of residence		
	Total	male	female	low	middle	high	single	married	with	without	large city	city	rural
In a group at school or university	48	45	52	28	45	52	54	34	44	53	40	48	52
In an association	30	32	28	28	27	32	32	26	31	30	21	28	38
In a religious institution	16	16	15	5	20	14	15	18	12	20	20	14	23
As a member of a political party	12	16	7		11	14	12	11	11	13	10	15	6
As a member of a syndicate	10	12	7	4	8	11	9	11	12	8	10	11	9
As a member of a youth organisation	26	31	21	17	25	28	27	25	27	26	20	24	31

Universe: National population, 16 to 30 years/

Q162: Where and how do you engage?

Basis: Respondents that ticked frequently or occasionally at least once in Q161/ Values in percent "yes"

## Palestine: Reasons for no civic engagement

		Gender		Education			Marital status		Own budget		Milieu of residence		
	Total	male	female	low	middle	high	single	married	with	without	large city	city	rural
There are no or only very few initiatives in my area	44	51	39	34	38	52	43	45	42	45	43	44	38
They are not professionally managed	35	40	31	41	29	42	35	36	33	38	31	40	19
It remains unclear where the money goes	40	45	36	41	35	46	36	46	37	43	43	40	27
It's only for the benefit of a few	49	55	44	51	46	52	45	54	47	51	57	48	36
Only strong men have a say	37	38	36	33	35	40	36	39	35	40	40	36	29
Volunteer work never pays off	44	47	42	51	37	52	39	51	43	45	34	45	34
The government is not supporting it	47	50	44	46	42	52	45	49	46	48	58	45	32
There is no income from that	57	62	54	67	51	64	52	65	55	60	60	56	50
There are no prospects in it	42	44	41	46	38	47	41	44	40	44	54	38	32
My family does not want me to do so	49	42	54	44	46	53	48	50	43	55	51	46	54
I am already struggling to make ends meet	41	50	34	37	36	47	36	50	45	37	39	42	36

Q163: What are practical reasons that you are NOT engaging in social projects?

Basis: Respondents that answered "never" in all Q161 statements/ Values in percent "(strongly) agree"

## Palestine: Leisure activities I

	Gender			Education			Marital status		Own budget		Milieu of residence		
	Total	male	female	low	middle	high	single	married	with	without	large city	city	rural
TV	66	58	73	77	66	65	61	76	62	69	60	66	63
Listening to music	14	11	17	20	13	14	18	6	14	14	11	13	21
Watching videos/DVDs	3	3	2	2	2	3	3	2	3	2		2	7
Surfing the Internet	53	57	49	19	48	59	58	40	60	46	51	54	55
Doing nothing, just relaxing, hanging out	7	8	6	9	8	7	8	6	7	7	12	5	11
Reading books or magazines	11	7	16		11	12	13	6	10	13	9	12	13

Q164: What kind of leisure activities do you engage in most?

Please identify up to 3 activities in which you engage the most during the week.

Universe: National population, 16 to 30 years/

Values in percent

## Palestine: Leisure activities II

	Gender			Education			Marital status		Own budget		Milieu of residence		
	Total	male	female	low	middle	high	single	married	with	without	large city	city	rural
Going to the coffee shop	8	15	1	13	10	6	10	3	10	6	4	11	3
Going to the cinema or theatre	0	0				0	0		0	0		0	1
Dancing, going to parties	2	1	2	3	2	1	2	1	2	2	1	2	3
Computer gaming	3	5	2		5	2	4	2	3	3	6	3	4
Visiting a youth club	7	12	0	3	9	5	9	2	7	6	4	8	2
Practicing sport	12	19	5	15	12	12	14	8	13	11	14	12	13

Q164: What kind of leisure activities do you practice most?  
Please name up to 3 activities with the highest frequency during the week.

Universe: National population, 16 to 30 years/  
Values in percent

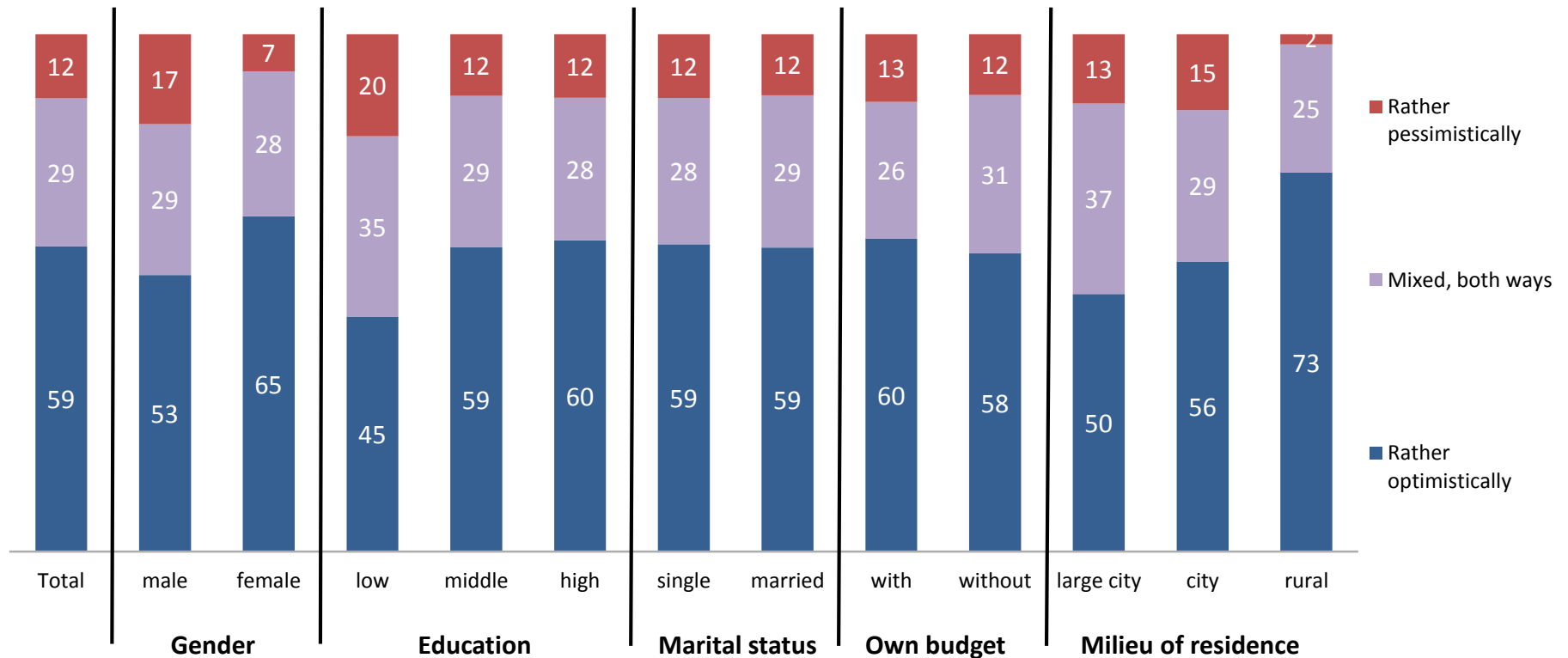
## Palestine: Leisure activities III

	Gender			Education			Marital status		Own budget		Milieu of residence		
	Total	male	female	low	middle	high	single	married	with	without	large city	city	rural
Visiting neighbours or relatives	35	31	39	43	35	34	28	49	32	37	30	35	35
Just meeting people	6	8	5	13	7	6	6	7	7	6	6	6	8
Engaging in a project	1	2	0		1	1	1	1	1	1	1	0	3
Doing something with the family	37	32	42	31	36	38	32	46	36	37	41	38	29
Shopping	7	6	7	7	5	8	6	8	8	5	12	6	3
Engaging with playing music or play-acting	1	1	1	3	1	1	1		1	1	1	1	1
Listening to prayers and recitations	19	16	21	25	19	18	15	27	15	22	26	17	19

Q164: What kind of leisure activities do you practice most?  
Please name up to 3 activities with the highest frequency during the week.

Universe: National population, 16 to 30 years/  
Values in percent

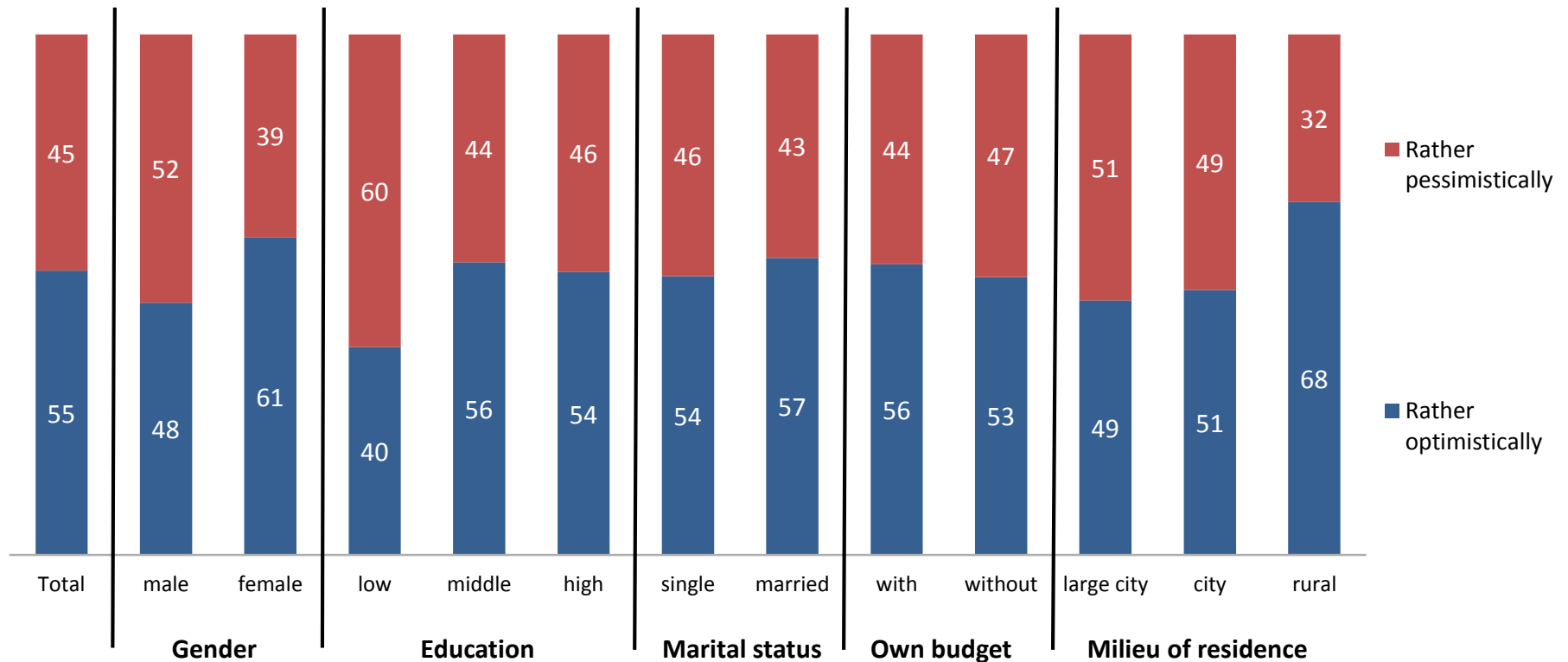
## Palestine: Own future



Q165: How do you perceive your own future and personal life?

Universe: National population, 16 to 30 years/  
Values in percent

## Palestine: Future of society



Q166: And what about the future of our society? Do you perceive it...?

Universe: National population, 16 to 30 years/  
Values in percent

## STABILITY AND MOBILITY



## Palestine: Stability in personal life

	Gender			Education			Marital status		Own budget		Milieu of residence		
	Total	male	female	low	middle	high	single	married	with	without	large city	city	rural
My economic situation	44	40	47	22	46	43	44	43	47	40	43	44	51
Trust in my friends	59	59	60	32	56	63	62	54	62	57	62	58	68
Personal belief in my skills	80	78	82	56	76	85	80	81	82	78	80	79	87
Relations with my family	90	90	91	81	90	92	90	90	90	90	89	90	96
Personal faith in my religion	92	90	94	92	91	93	90	95	89	94	91	91	95
Political situation	12	11	13	7	12	12	11	14	12	11	13	10	15
Prospects to live a fulfilled life	43	40	46	31	45	42	41	47	47	39	35	42	55
Relationship with my partner	82	77	86	80	76	85	58	94	82	83	83	80	88

Q167: In life some things continuously change; others rather remain as they are. To what extent is there stability in the different areas of your life?

Universe: National population, 16 to 30 years/  
Values in percent "(rather) stable"

## Palestine: Experience of violence I

	Gender		Education			Marital status		Own budget		Milieu of residence			
	Total	male	female	low	middle	high	single	married	with	without	large city	city	rural
Witnessed violence	42	50	35	36	42	43	43	39	42	42	52	41	34
Experienced your house or your means of production being deliberately destroyed	9	10	7	3	8	10	7	11	9	9	14	8	4
Needed to see a doctor as you have been beaten up	5	9	1	8	7	3	6	4	6	5	3	7	3
Been in jail	4	7		9	4	3	3	5	6	2	4	4	4
Suffered from hunger	6	7	5	18	5	6	5	7	5	7	6	6	1
Suffered from torture	3	5	1	8	4	2	3	2	4	2	2	3	2
Been injured in an armed conflict	2	4			3	1	2	2	3	1	1	2	1

Universe: National population, 16 to 30 years/  
Values in percent "yes"

Q168: Have you ever...

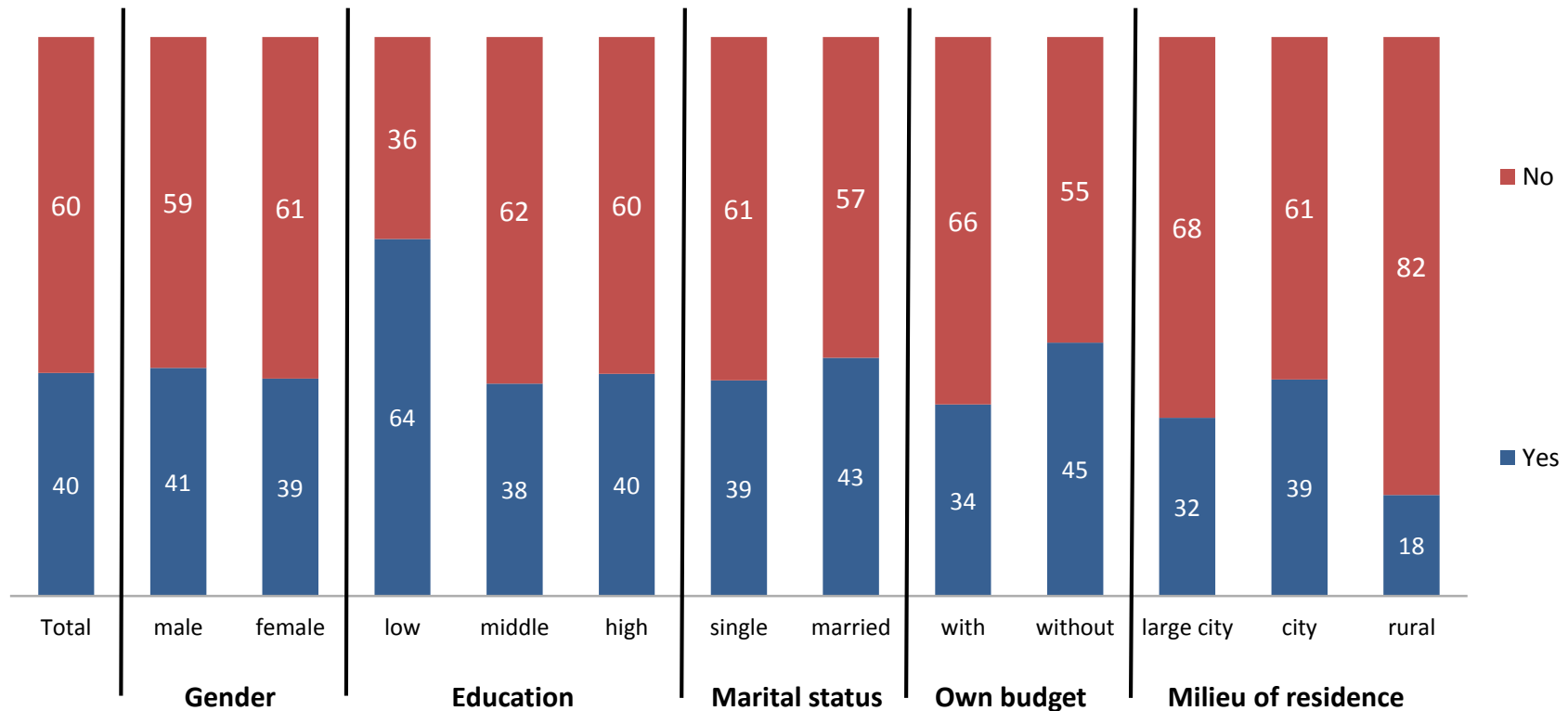
## Palestine: Experience of violence II

	Gender			Education			Marital status		Own budget		Milieu of residence		
	Total	male	female	low	middle	high	single	married	with	without	large city	city	rural
Experienced violence within the family	8	9	6	21	8	7	7	8	6	9	6	8	3
Experienced expulsion or displacement	6	7	5	11	5	7	6	7	5	7	9	6	3
Experienced psychological violence	16	21	10	23	17	14	16	14	14	18	18	17	5
Been beaten up several times	6	10	3	14	8	4	6	6	6	7	4	8	3
Experienced sexual harassment (verbally, physically)	2	2	2	3	2	2	2	2	2	2	2	2	1
Joined a demonstration that turned violent	3	5	1	2	1	4	3	3	4	1	4	3	1
Experienced any form of violence	12	15	9	17	13	11	13	10	11	14	11	14	7

Universe: National population, 16 to 30 years/  
Values in percent "yes"

Q168: Have you ever...

## Palestine: Refugee



Q169: Would you consider yourself a refugee?

Universe: National population, 16 to 30 years/  
Values in percent

## Palestine: Threats / conflicts I

	Gender			Education			Marital status		Own budget		Milieu of residence		
	Total	male	female	low	middle	high	single	married	with	without	large city	city	rural
If I consider all the violence presented in the media I get sad and depressed	90	88	91	94	87	92	88	94	88	91	87	89	92
In the public space the situation is becoming increasingly tense	85	84	86	95	83	86	84	87	85	85	89	82	87
In order to be able to defend myself I practice a self-defense sport (karate, etc.).	13	17	9	9	14	13	16	8	13	13	15	14	8
Others continuously threaten me	9	10	8	11	10	9	9	9	10	9	10	10	4
I am afraid that armed conflicts will threaten my livelihood and my family	28	30	25	28	25	30	26	30	26	29	29	28	14

Q170: Do you rather agree or rather disagree with the following statements?

Universe: National population, 16 to 30 years/  
Values in percent "(strongly) agree"

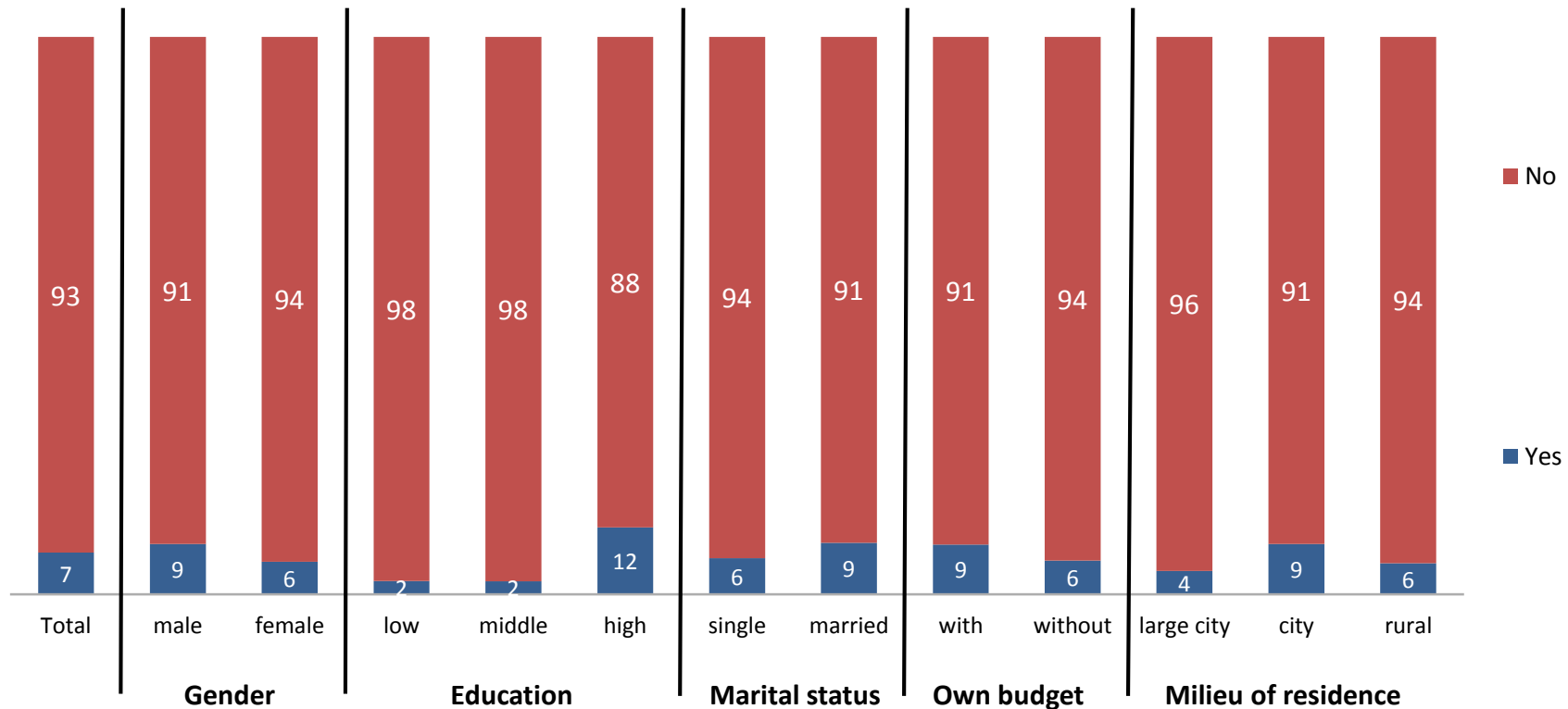
## Palestine: Threats / conflicts II

	Gender			Education			Marital status		Own budget		Milieu of residence		
	Total	male	female	low	middle	high	single	married	with	without	large city	city	rural
I believe that the use of violence will only cause further violence	83	84	82	71	83	85	83	84	81	85	83	84	82
I hate violence. I cannot stand it, if people suffer from it	87	86	88	87	85	89	86	89	85	89	88	87	90
In order to defend myself, or my family, the use of violence is legitimate	34	40	28	42	34	34	35	32	34	34	41	34	28
In case of severe conflicts there is no other solution: we have to demonstrate strength, even with violence	35	40	29	43	33	35	36	32	35	35	46	33	32
Women dressing inappropriately should not complain about sexual harassment	61	67	56	68	67	56	59	66	60	63	68	61	62

Q170: Do you rather agree or rather disagree with the following statements?

Universe: National population, 16 to 30 years/  
Values in percent "(strongly) agree"

## Palestine: Lived outside your own country



Q171: Have you ever lived outside your own country?

Universe: National population, 16 to 30 years/  
Values in percent

## Palestine: Where did you live?

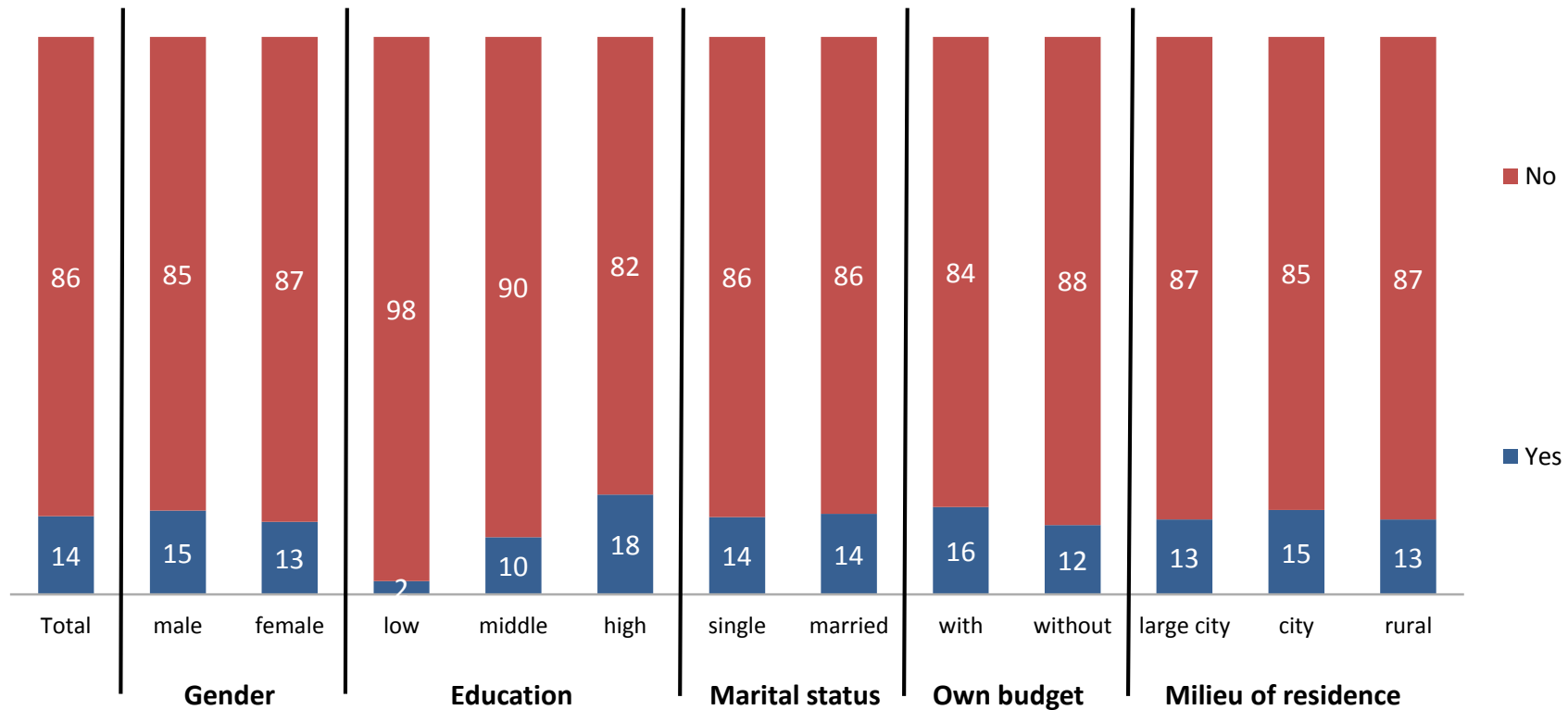
	Gender			Education			Marital status		Own budget		Milieu of residence		
	Total	male	female	low	middle	high	single	married	with	without	large city	city	rural
Gulf	18	21	12	100	31	14	15	19	19	15	28	18	10
Other Arab country	64	54	82		52	67	64	68	59	72	72	62	81
Europe	13	19	3		10	13	15	7	15	10		11	9
USA/Canada	6	7	3		8	5	6	6	8	3		6	10
Australia	1		3			1	2		2			1	
Asia	3	4			10	1	4		4			4	
Latin America													
Sub-Saharan Africa	1	2			9			3	2			2	

Q172: Where exactly did you live?  
Multiple answers possible

Universe: National population, 16 to 30 years/ Basis: Respondents that lived outside their own country before (Q171)/ Values in percent / Attention: in part small number of cases



## Palestine: Family migrated to a different country



Q173: Is there somebody in your family who migrated to a foreign country?

Universe: National population, 16 to 30 years/  
Values in percent

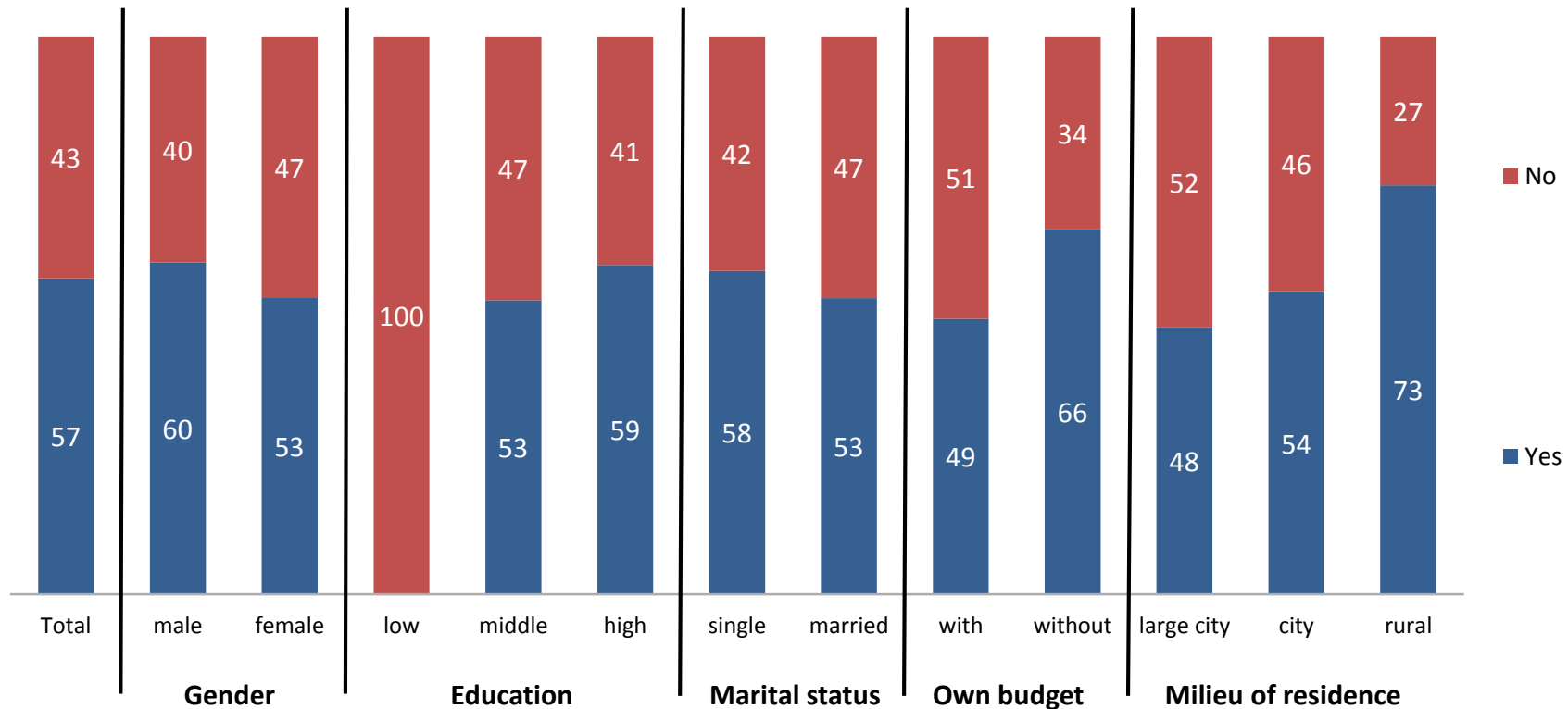
## Palestine: Where to did they migrate?

	Gender			Education			Marital status		Own budget		Milieu of residence		
	Total	male	female	low	middle	high	single	married	with	without	large city	city	rural
Gulf	20	18	21		18	20	17	24	22	17	4	25	15
Other Arab country	40	45	35		46	38	41	39	39	43	31	41	47
Europe	25	26	25	100	22	26	25	25	22	29	42	22	13
USA/Canada	13	7	21		13	14	14	12	14	13	14	13	16
Australia	3	5			5	2	4		5		5	1	5
Asia	4	6	3		3	5	6	2	3	6	14	2	5
Latin America	2	3	1		2	2	2	2	3	1	5	1	4
Sub-Saharan Africa	1	1				1	1			1		1	

Q174: Where to exactly?  
Multiple answers possible

Universe: National population, 16 to 30 years/ Basis: Respondents that have a family member that migrated (Q173)/ Values in percent / Attention: in part small number of cases

## Palestine: Importance of emigration



Q175: Is this emigration of any importance to you?

Universe: National population, 16 to 30 years/  
Basis: Respondents that have a family member that migrated (Q173)/  
Values in percent/ Attention: in part small number of cases

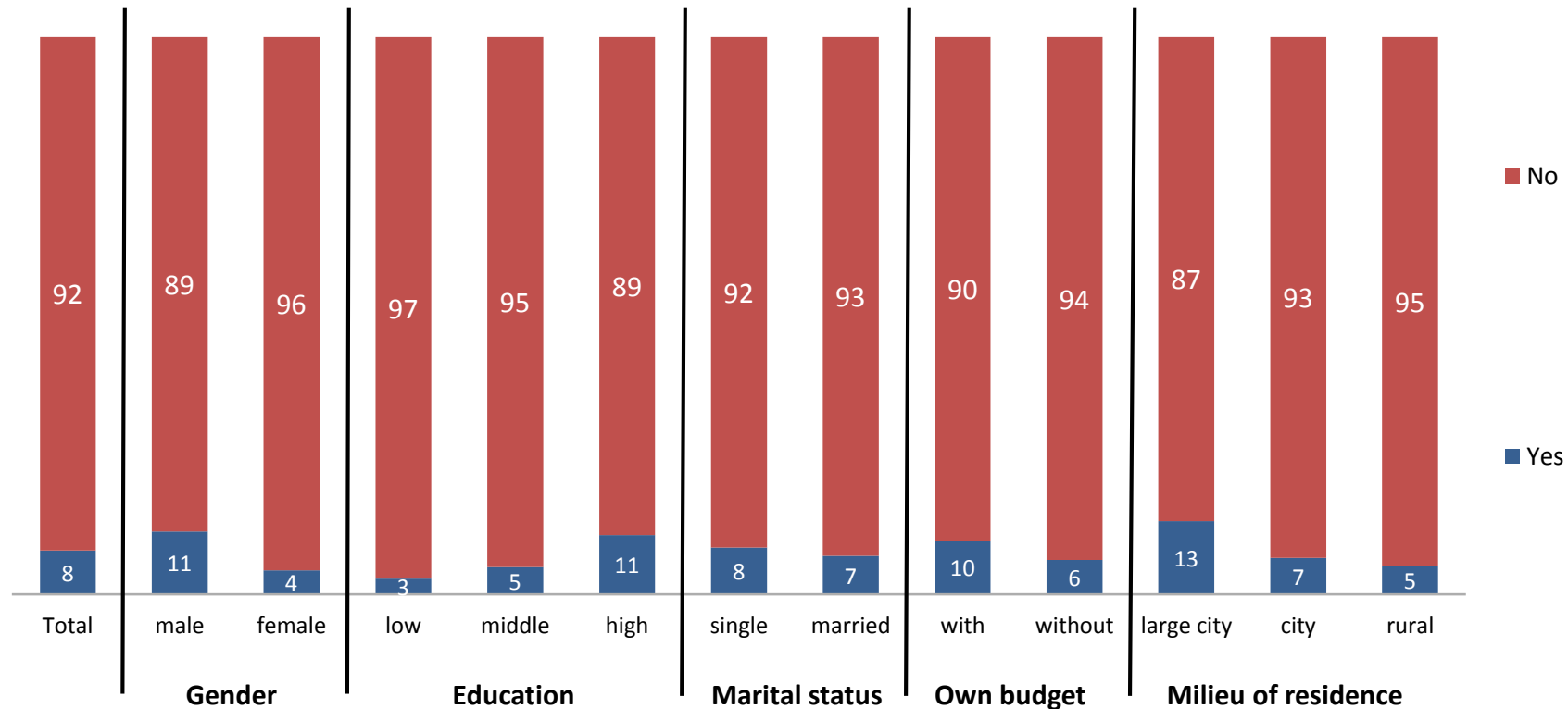
# Palestine: Consequences of migration

	Gender			Education			Marital status		Own budget		Milieu of residence		
	Total	male	female	low	middle	high	single	married	with	without	large city	city	rural
I consider it as a loss for my personal life	43	35	53		44	42	37	58	47	39	28	43	56
I profit from the money he/she is sending to us	11	10	13		4	14	16		3	19	21	10	7
I learned from his / her experiences abroad and decided that emigration is not a goal for me	21	20	23		20	22	23	19	25	18	50	16	13
I am fascinated by the idea of living in a foreign country, and my wish to emigrate has grown	14	22	3		19	12	17	4	12	16	22	10	12
My feelings about emigration started to get mixed up	23	30	15		23	23	25	20	21	25	34	25	19

Q176: Which of the following statements best reflects your opinion?

Universe: National population, 16 to 30 years/ Basis: Respondents that stated that the emigration was of importance (Q175)/ Values in percent/ Attention: in part small number of cases

## Palestine: Contact with job/asylum seekers in Europe



Q177: Have you been in contact (by phone, SMS, Skype) with somebody who is trying to find a job or asylum in Europe within the last three months?

Universe: National population, 16 to 30 years/  
Values in percent

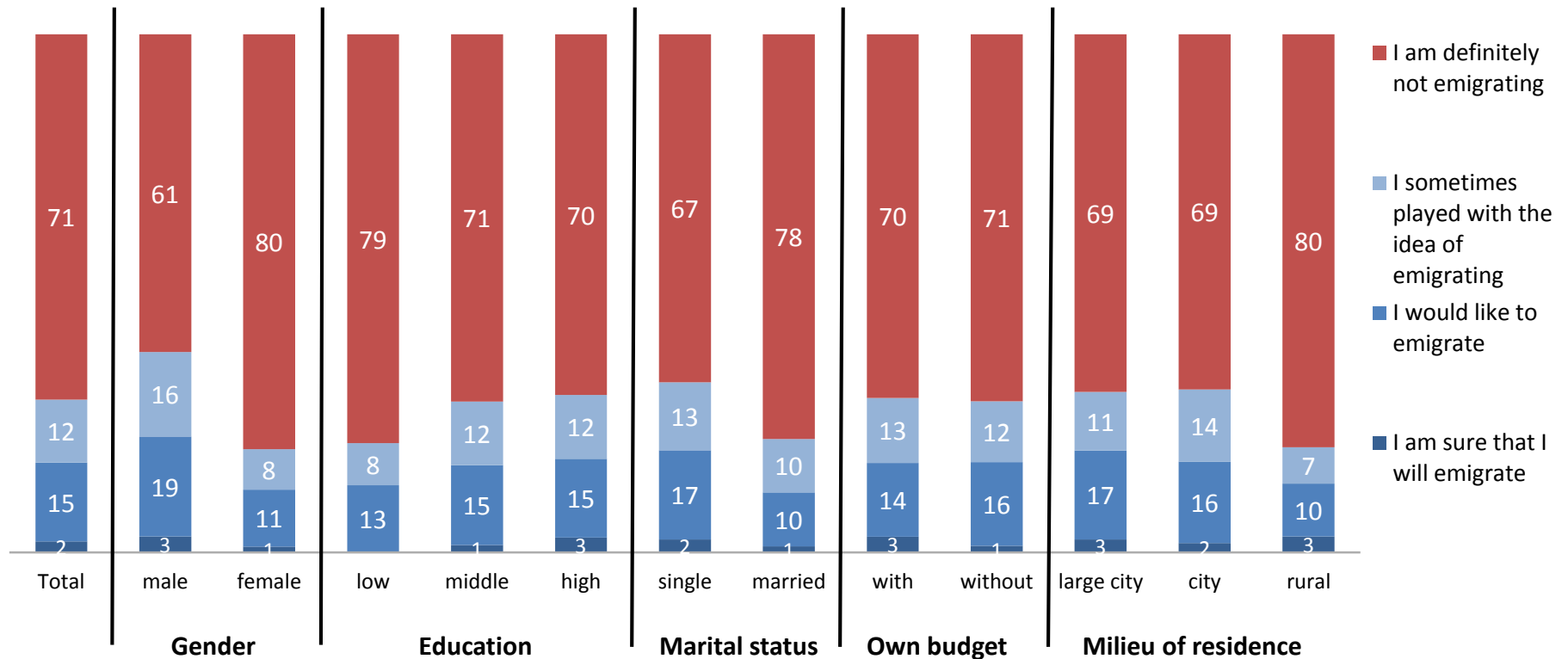
# Palestine: Contact with job/asylum seekers in Europe

	Gender			Education			Marital status		Own budget		Milieu of residence		
	Total	male	female	low	middle	high	single	married	with	without	large city	city	rural
Family	47	33	86		45	49	48	45	52	41	32	56	49
Friends	58	69	27	100	72	52	59	55	52	66	77	44	64
Neighbours	7	9			15	4	8	4	2	14	10	5	
Others	8	11			10	8	10	5	7	11		17	

Universe: National population, 16 to 30 years/ Basis: Respondents that have been in contact with job/asylum seekers in Europe (Q175)/ Values in percent/ Attention: in part small number of cases

Q178: If yes, who have you been in contact with?

## Palestine: Emigration



Q179: What would best describe your situation?

Universe: National population, 16 to 30 years/  
Values in percent

## Palestine: Preferred destinations for migration I

	Gender			Education			Marital status		Own budget		Milieu of residence		
	Total	male	female	low	middle	high	single	married	with	without	large city	city	rural
Sweden	44	49	36	68	44	43	39	62	40	49	61	43	24
Spain	19	19	17	10	21	18	21	13	16	22	14	19	19
Belgium	12	14	8	43	12	11	13	11	9	16	20	11	3
Bulgaria	1	2	1		2	1	2		1	2	2	2	
Denmark	7	6	8		6	7	6	11	6	7	14	6	3
Finland	1	1				1	0	1	1	1		1	
France	28	25	33	31	29	27	30	22	26	30	23	28	22
Germany	41	42	38	25	41	41	41	38	43	39	40	42	25
Greece	6	5	6		5	6	6	4	5	6	10	3	

Q180: Recently a lot of people are on their way to Europe. If you were to emigrate what would be your preferred target countries? Multiple answers possible

Universe: National population, 16 to 30 years/ Basis: Respondents at least playing with the idea to migrate (Q179)/ Values in percent



## Palestine: Preferred destinations for migration II

	Gender			Education			Marital status		Own budget		Milieu of residence		
	Total	male	female	low	middle	high	single	married	with	without	large city	city	rural
Italy	18	18	17	22	19	16	18	16	20	15	18	17	13
Luxembourg	1	1				1	0	2	1	1		1	
Netherlands	3	3	4		5	2	3	4	3	3	5	4	
Portugal	1	1	2		1	1	1		1	1		1	3
United Kingdom	12	10	18	10	12	13	12	13	17	8	19	12	9
Austria	4	5	2		5	4	4	5	5	4	6	4	3
Switzerland	10	10	11	15	10	11	10	11	9	12	10	11	13
Other	36	36	36	11	35	39	39	27	37	36	25	39	48
None	4	2	7	11	2	5	3	5	4	3	3	4	7

Q180: Recently a lot of people are on their way to Europe. If you were to emigrate what would be your preferred target countries? Multiple answers possible

Universe: National population, 16 to 30 years/ Basis: Respondents at least playing with the idea to migrate (Q179)/ Values in percent

## Palestine: Change current situation I

		Gender		Education			Marital status		Own budget		Milieu of residence		
	Total	male	female	low	middle	high	single	married	with	without	large city	city	rural
To leave your family in order to obtain a good professional qualification	27	35	18	21	26	28	33	14	30	25	33	27	21
To leave your family even if you risk your life	9	14	5	13	9	9	9	9	10	8	15	8	6
To accept work that is very much below your qualification	27	37	16	52	29	23	29	23	28	26	24	27	24
To marry somebody from a class that is much above your personal background	26	25	27	31	25	26	30	17	25	27	28	25	24
To marry somebody from a class that is much below your personal background	25	33	16	37	23	25	29	15	24	26	28	24	24

Q181: In order to change your current situation would you be ready...?

Universe: National population, 16 to 30 years/  
Values in percent "(rather) agree"

## Palestine: Change current situation II

	Gender			Education			Marital status		Own budget		Milieu of residence		
	Total	male	female	low	middle	high	single	married	with	without	large city	city	rural
To accept work in a rural region of your country	64	76	51	73	60	66	67	57	64	64	59	66	63
To accept work in a rural region in an Arab country	30	42	18	39	33	28	34	22	30	31	27	31	33
To accept work in a rural region in Europe	24	35	13	33	26	22	28	15	26	23	27	24	22
To marry somebody with a different religion	7	12	2	6	8	7	9	2	9	6	12	6	7
To marry somebody who is significantly older than you	5	5	5	10	5	5	6	4	5	5	6	5	5

Q181: In order to change your current situation would you be ready...?

Universe: National population, 16 to 30 years/  
Values in percent "(rather) agree"