

Youth in the MENA region: Coping with Uncertainty Lebanon

A survey by Friedrich Ebert Foundation
in cooperation with
TNS Infratest Political Research
and the University of Leipzig

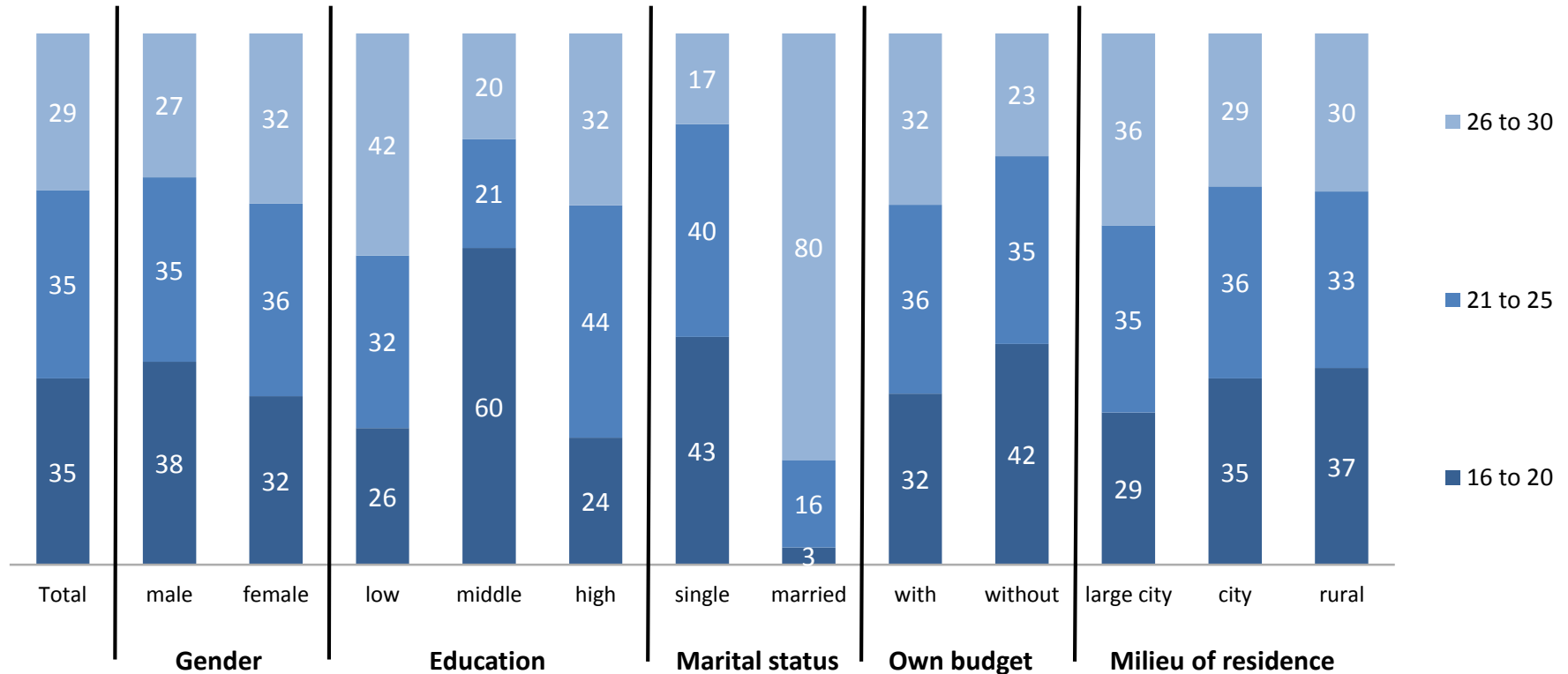
July 2017

Methodological overview

Universe	Population in Lebanon , 16 to 30 years
Sample	Quota per age, gender, and region
Sample size	1,000 respondents
Fieldwork period	May - July 2016
Method of Data Collection	PAPI (paper and pencil interview)
Conducting Institutes	Data Collection: Lebanon Statistics, Lebanon Analysis and Reporting: TNS Infratest Political Research

PERSONAL SITUATION

Lebanon: Age



Q4: Can you please tell me your year of birth?

Universe: National population, 16 to 30 years/
Values in percent

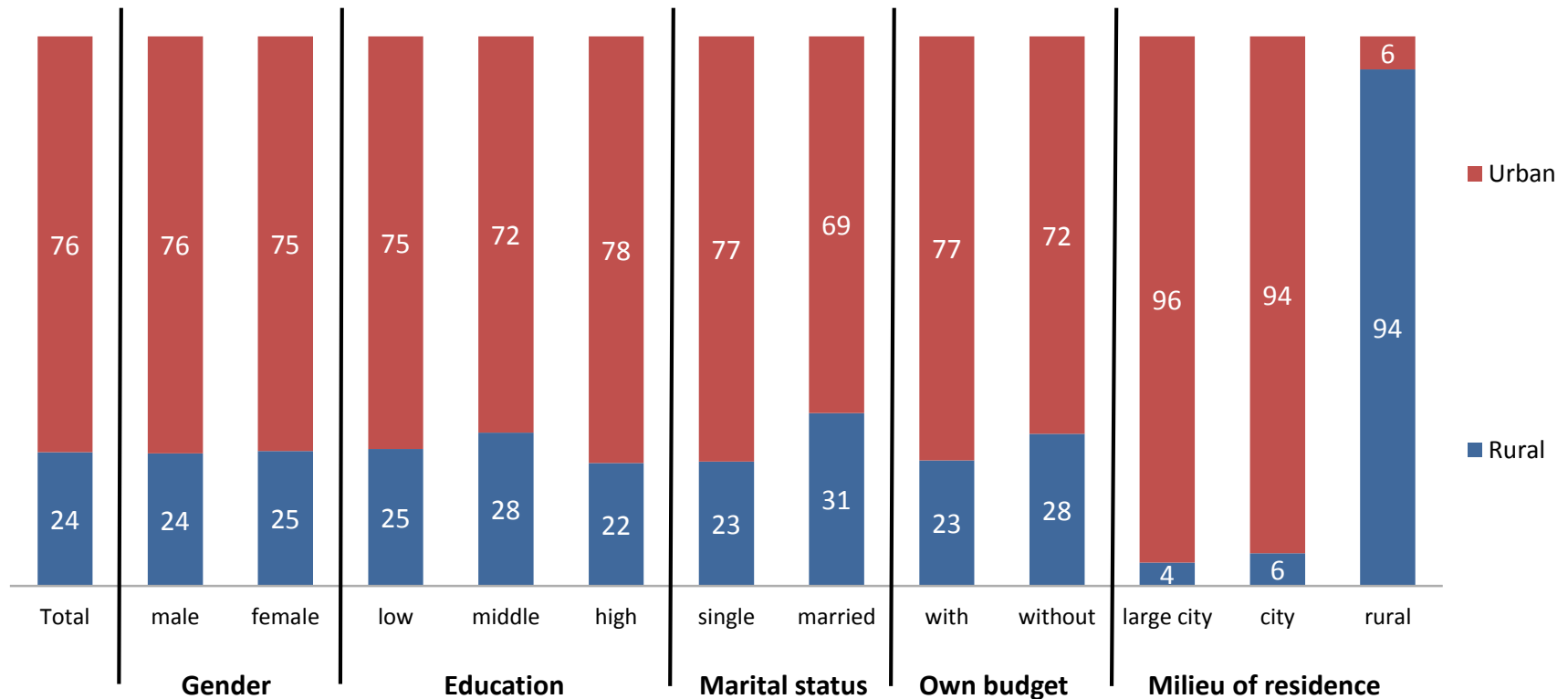
Lebanon: Milieu of residence

	Gender			Education			Marital status		Own budget		Milieu of residence		
	Total	male	female	low	middle	high	single	married	with	without	large city	city	rural
Refugee camp													
Hamlet < 50	0	0	0	1	0		0	0	0	0			1
Village 50 – 1,000	4	4	4	13	3	3	4	3	4	4			20
Rural center 1,001 – 20,000	48	48	49	44	49	49	49	45	47	51		44	79
Small city 20,001 - 100,000	41	41	40	32	41	42	40	40	42	37		56	
Medium-sized city 100,001 - 500,000	6	7	6	11	7	6	5	11	6	8	100		
Large city > 500,000													

Universe: National population, 16 to 30 years/
Values in percent

Q5: Which is your milieu of residence?

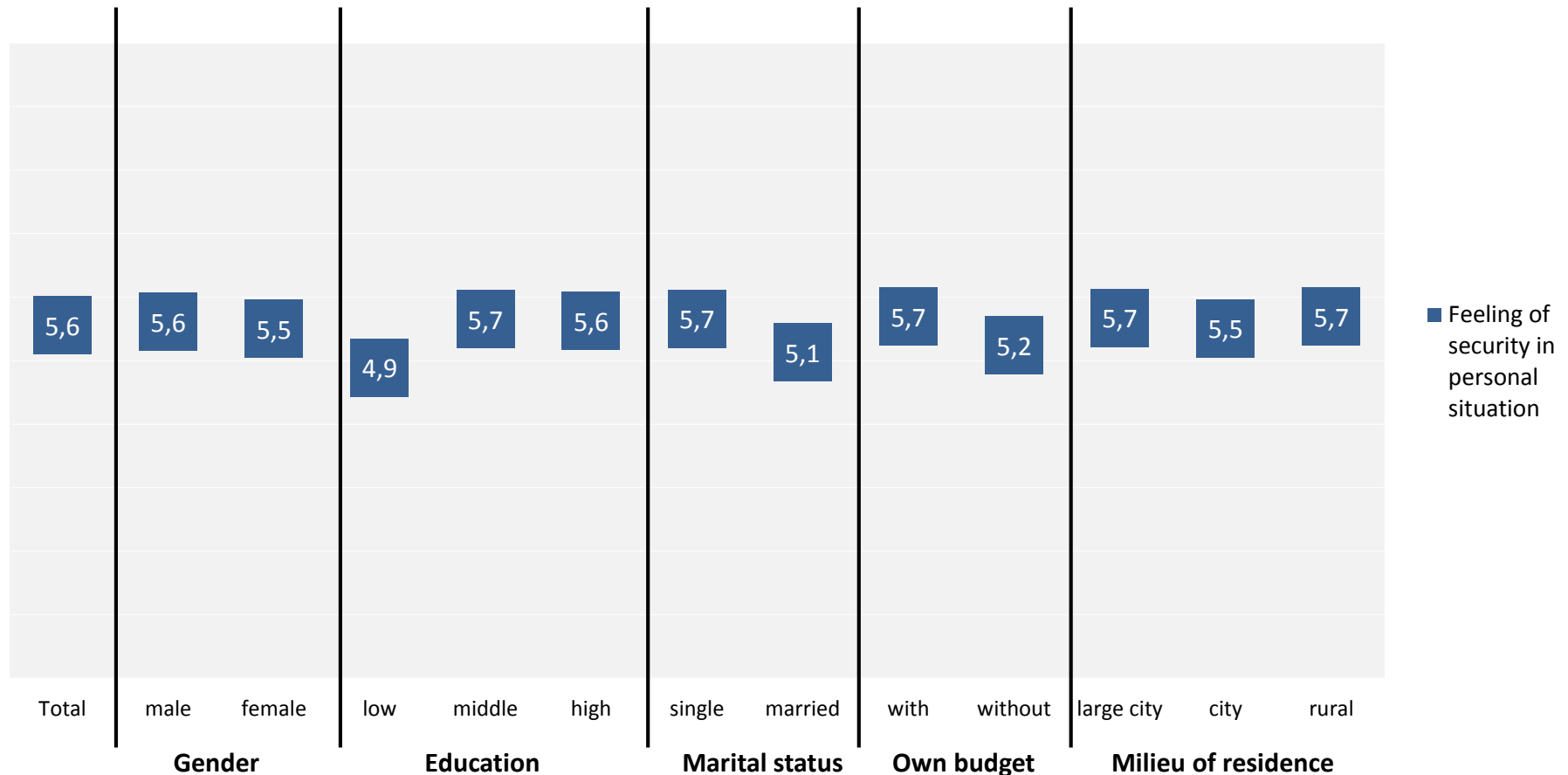
Lebanon: Fieldwork area



Q7: Please select the fieldwork area

Universe: National population, 16 to 30 years/
Values in percent

Lebanon: Personal situation - Feeling of security overall



Q9: If you consider your personal situation in all its parts and aspects today (school / job, family, economic situation, political transformations, future developments, etc.), all in all, do you feel rather secure or rather insecure? Please rate your situation on a scale from 1 (not at all secure) to 10 (totally secure).

Universe: National population, 16 to 30 years/
Average values

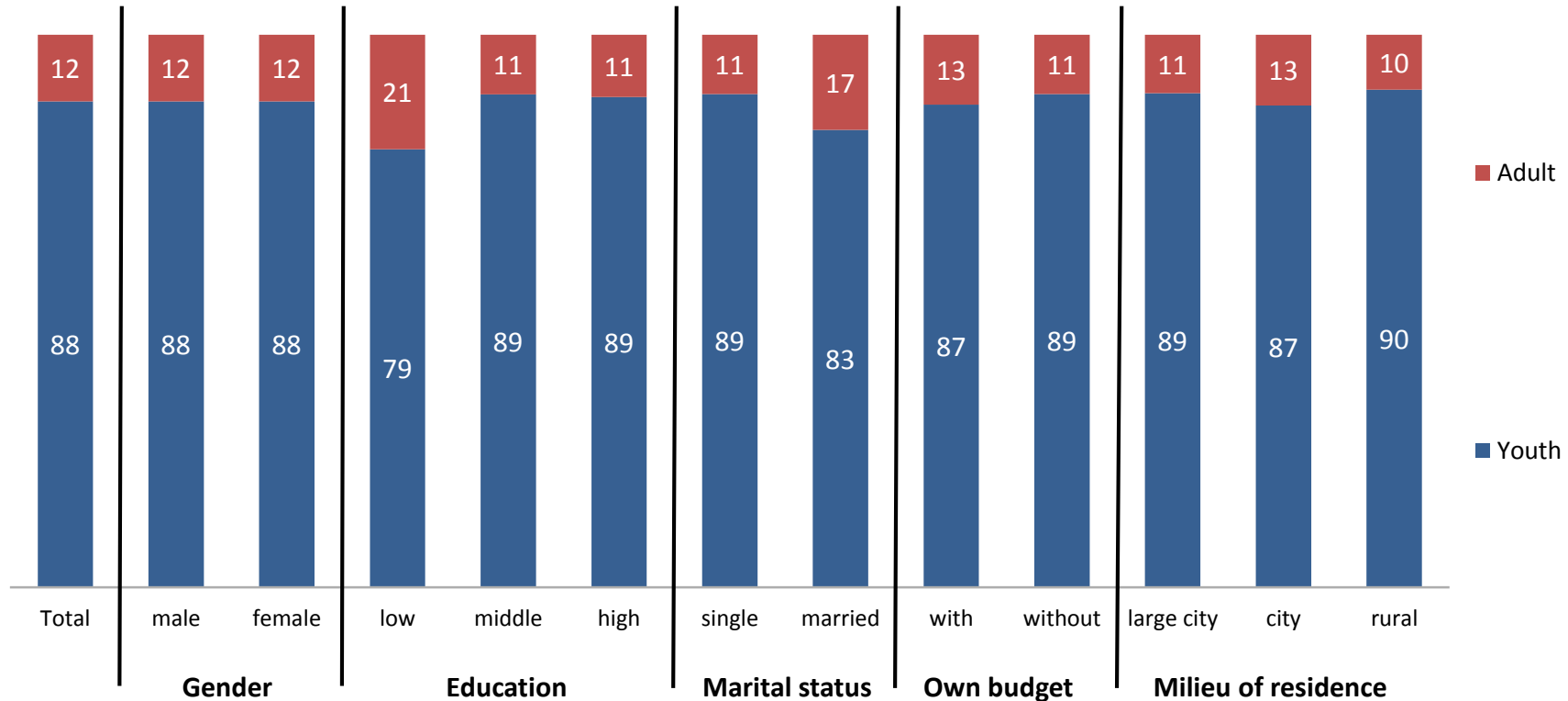
Lebanon: Areas of security

	Gender			Education			Marital status		Own budget		Milieu of residence		
	Total	male	female	low	middle	high	single	married	with	without	large city	city	rural
My economic situation	5,4	5,4	5,3	4,4	5,6	5,4	5,5	4,6	5,4	5,2	5,9	5,3	5,4
My health status	7,7	7,8	7,6	7,1	7,8	7,8	7,9	7,1	7,9	7,4	7,4	7,8	7,7
My emotions	7,1	7,1	7,0	6,1	7,2	7,2	7,2	6,8	7,1	6,9	7,2	7,1	7,1
My exposure to violence	7,1	7,2	7,1	6,5	7,2	7,2	7,2	6,8	7,3	6,7	7,3	7,1	7,1
My access to food	7,8	7,8	7,8	6,8	7,8	8,0	7,9	7,3	8,0	7,3	7,9	7,8	7,8
The future of my family	6,7	6,7	6,7	5,6	6,9	6,8	6,9	5,8	6,8	6,4	6,9	6,7	6,8
The probability of armed conflict	4,9	4,9	4,9	4,2	4,9	5,0	5,0	4,4	4,9	5,0	5,2	4,8	5,2
My future professional career	5,9	6,0	5,8	4,8	6,0	6,0	6,1	5,1	6,1	5,4	5,9	5,9	5,7

Q10: Can you specify the area of security: I feel secure / insecure in the following fields:
Please rate your situation on a scale from 1 (not at all secure) to 10 (totally secure).

Universe: National population, 16 to 30 years/
Average values

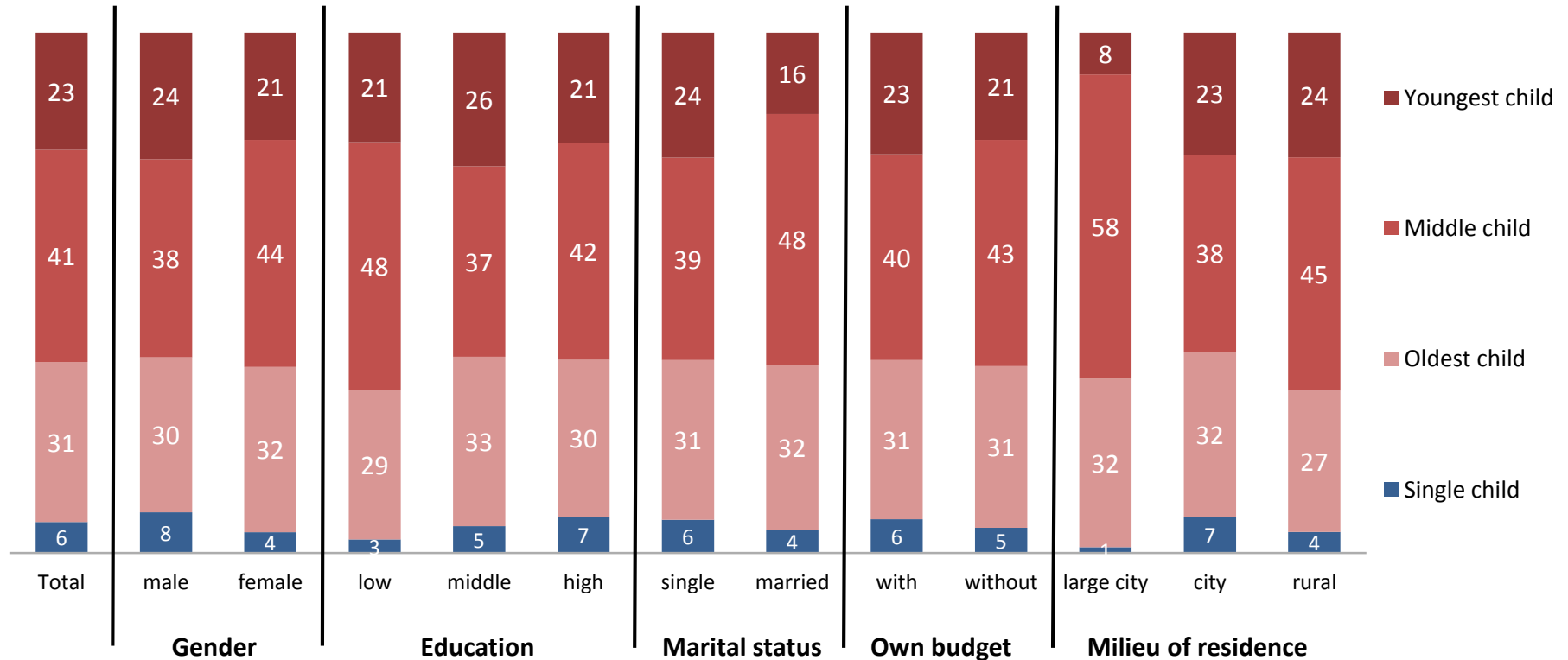
Lebanon: Belonging to youths or adults



Q11: Would you consider yourself to belong to the youths or to the group of adults?

Universe: National population, 16 to 30 years/
Values in percent

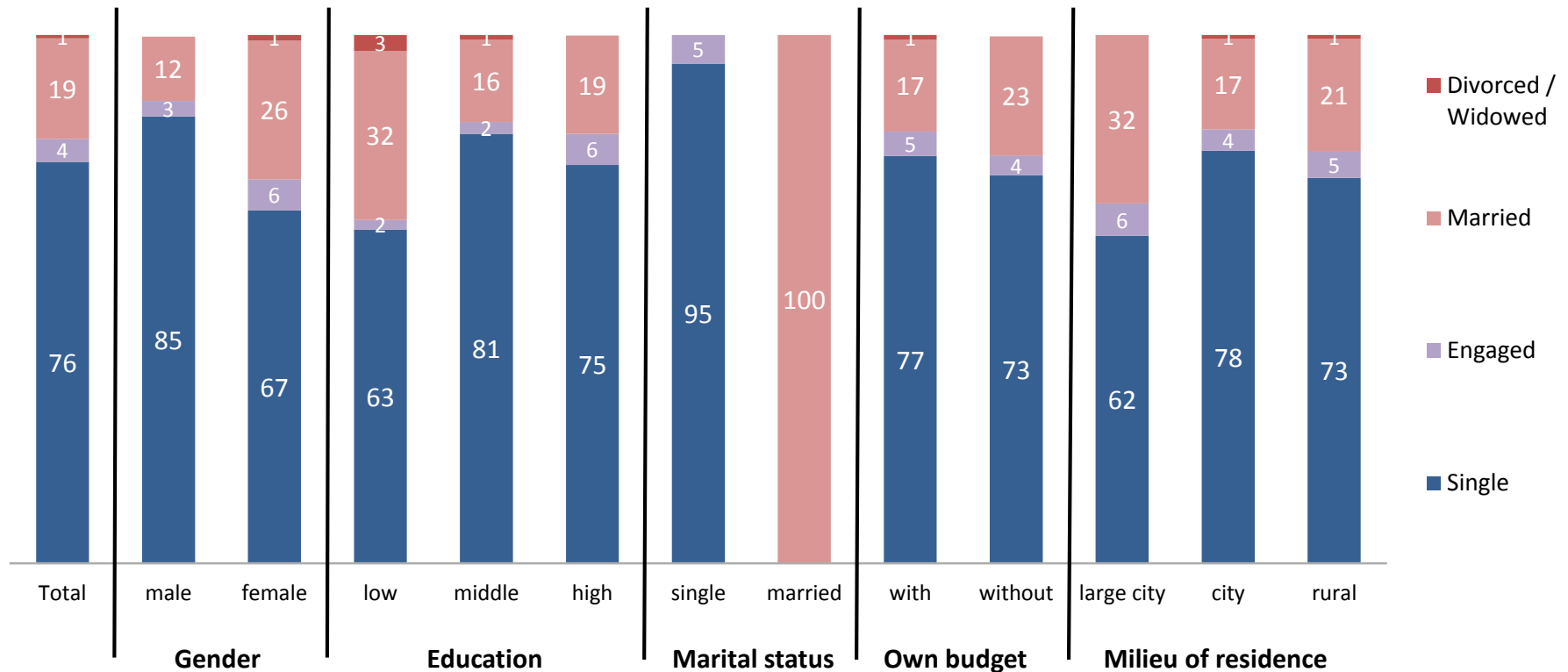
Lebanon: Birth sequence



Q13: Birth sequence: Are you single child, oldest child, middle child or youngest child?

Universe: National population, 16 to 30 years/
Values in percent

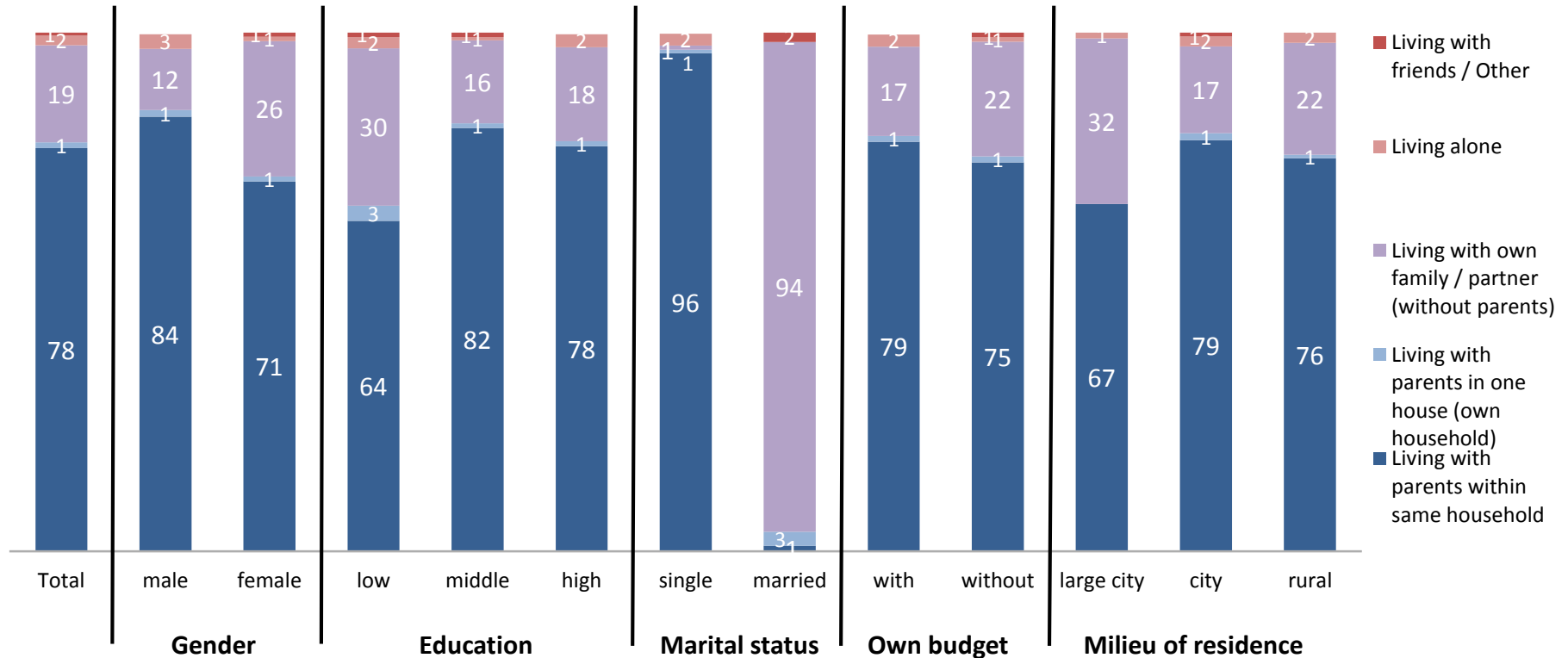
Lebanon: Marital status



Q14: Marital status: Are you...?

Universe: National population, 16 to 30 years/
Values in percent

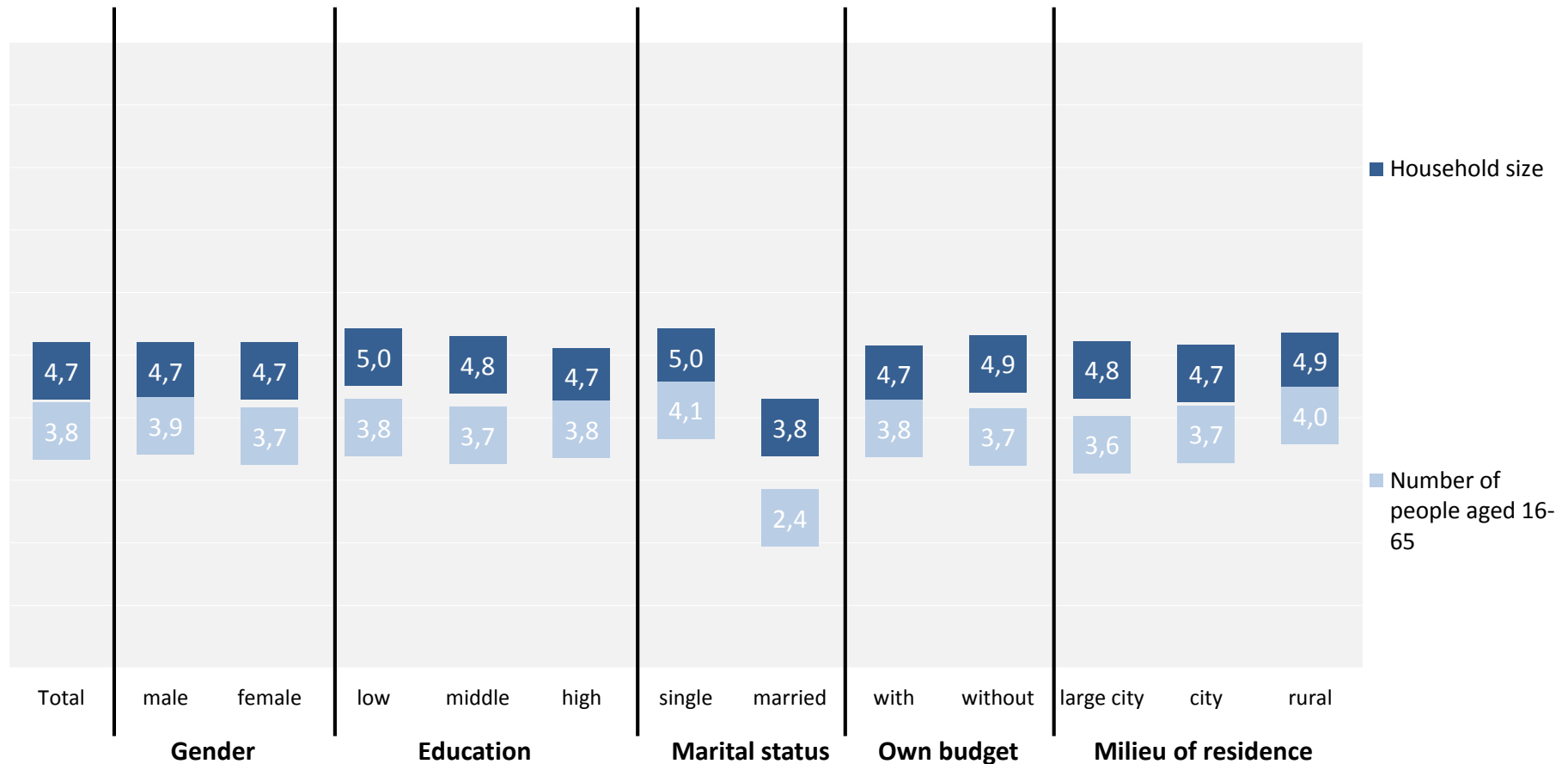
Lebanon: Living situation



Q15: What is your current living situation?

Universe: National population, 16 to 30 years/
Values in percent

Lebanon: Household size



Q16: Including yourself: how many people live in your household?

Q17: Among those: how many people are between 16 and 65 years old including yourself?

Universe: National population, 16 to 30 years/

Basis: Respondents not living on their own/

Average values

Lebanon: Head of household

	Gender			Education			Marital status		Own budget		Milieu of residence		
	Total	male	female	low	middle	high	single	married	with	without	large city	city	rural
Myself	10	16	3	20	7	9	4	32	12	4	12	10	6
My husband / wife	12	1	24	15	10	12	0	62	9	20	20	10	17
My father	69	75	64	50	72	71	85	5	69	70	65	69	70
My mother	8	8	9	14	11	6	10	1	9	7	2	10	5
Nobody	0	0				0	0		0				0
Somebody else	2	1	2	4	1	2	2	1	2	1	1	2	1

Q18: Who is the head of household among the people you are living with?
Multiple answers possible

Universe: National population, 16 to 30 years/
Basis: Respondents not living on their own/ Values in percent

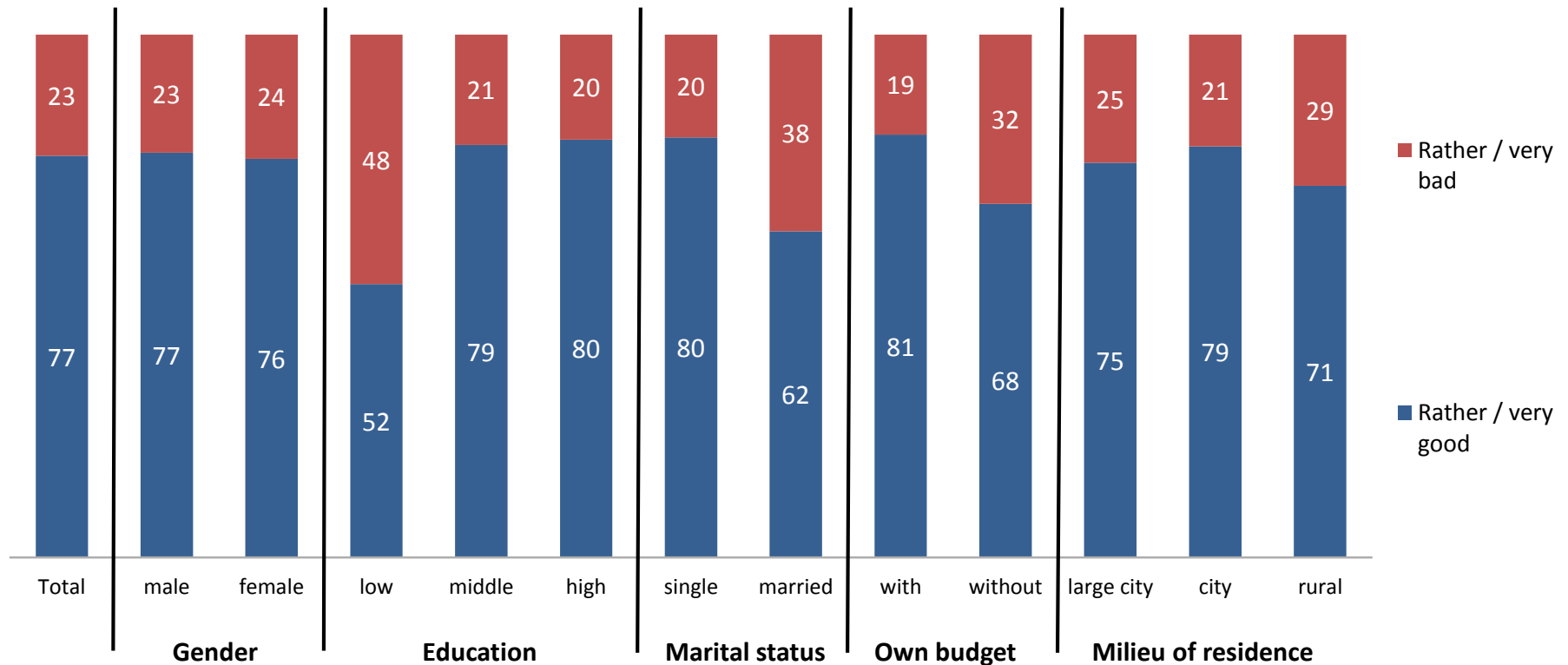
Lebanon: Manager of everyday household affairs

		Gender		Education			Marital status		Own budget		Milieu of residence		
	Total	male	female	low	middle	high	single	married	with	without	large city	city	rural
Myself	11	10	13	16	9	12	3	46	11	11	17	11	10
My husband / wife	10	6	14	15	8	10	0	50	9	12	16	8	13
My father	40	46	35	30	43	41	49	5	39	44	12	41	49
My mother	40	41	39	39	43	39	50	1	43	35	57	42	30
Somebody else	1	0	1	2	0	1	1		1	1		1	1

Q19: Who manages everyday affairs for your household?
Multiple answers possible

Universe: National population, 16 to 30 years/
Basis: Respondents not living on their own/ Values in percent

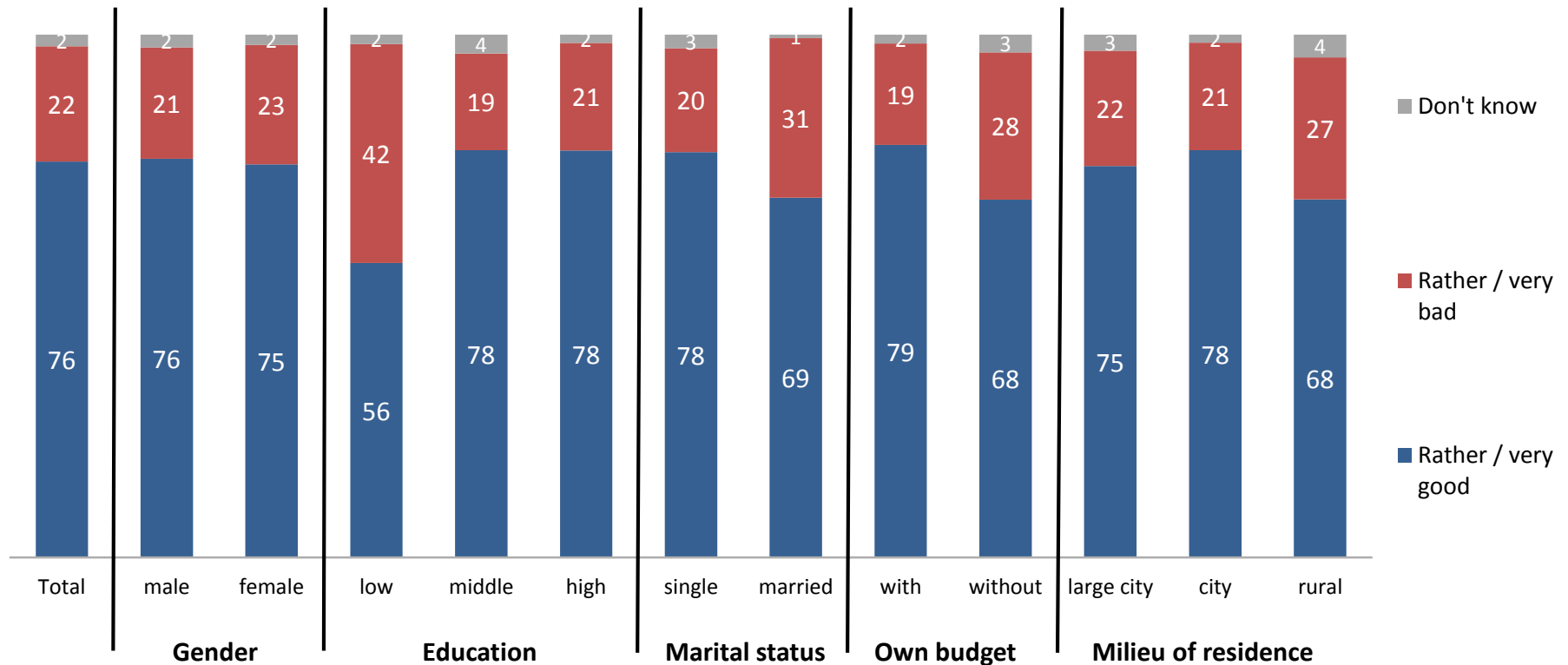
Lebanon: Assessment of economic situation today



Q20: How would you assess the economic situation of your family today?

Universe: National population, 16 to 30 years/
Values in percent

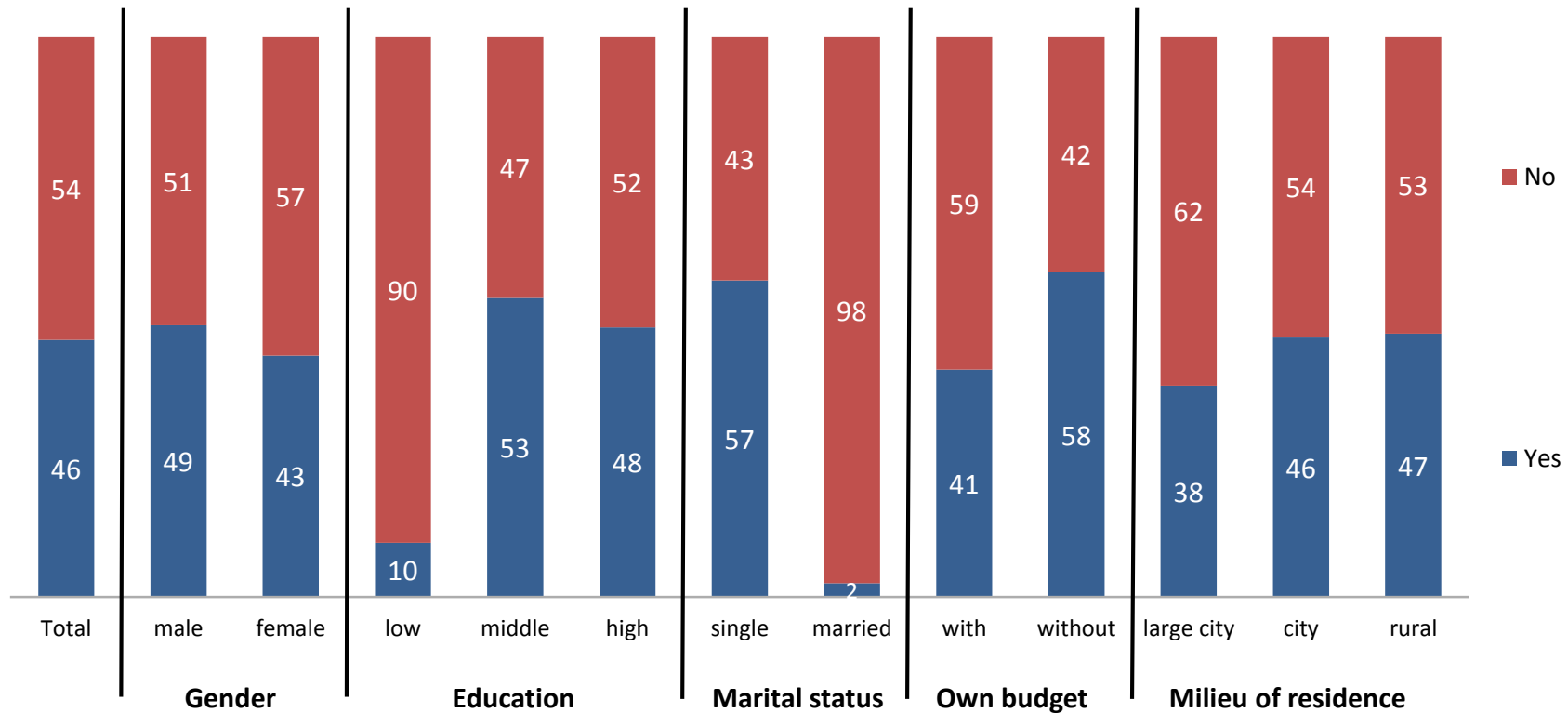
Lebanon: Assessment of economic situation in 2010



Q21: How would you assess the economic situation of your family in 2010?

Universe: National population, 16 to 30 years/
Values in percent

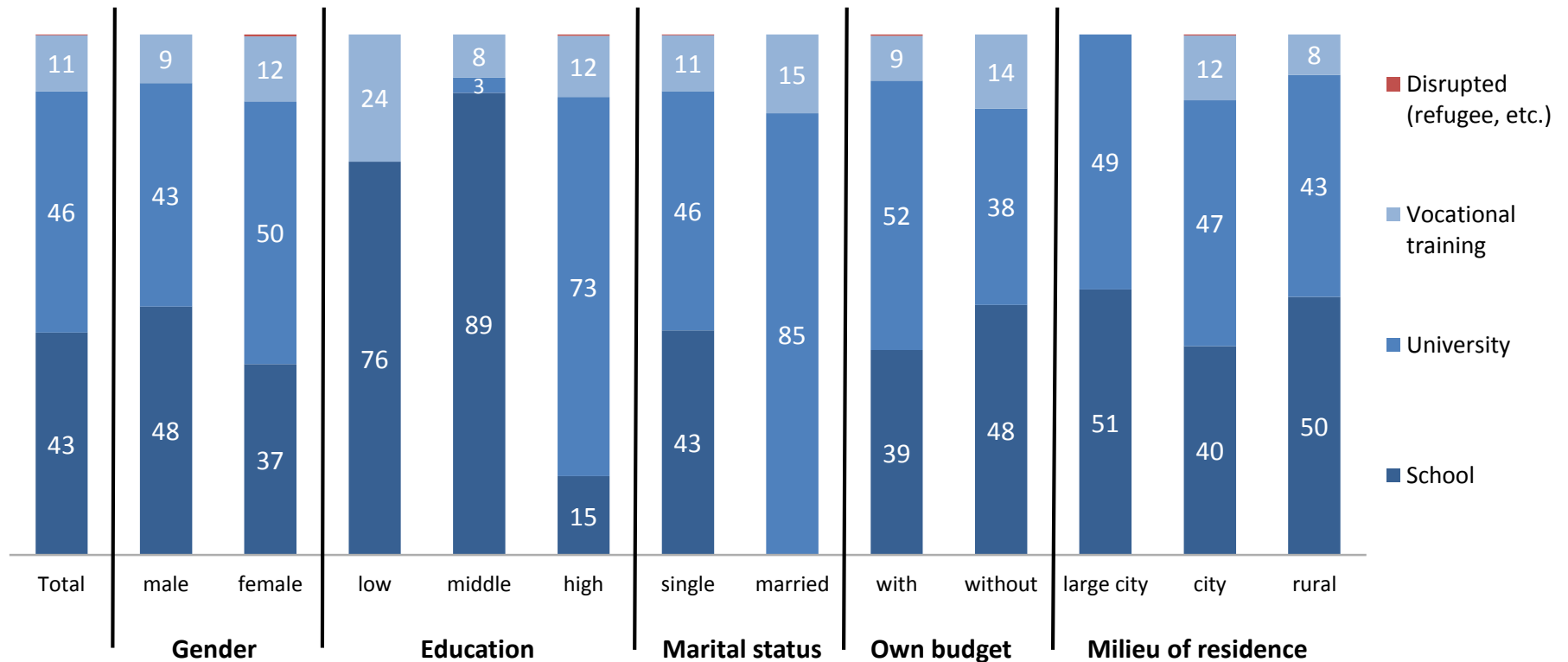
Lebanon: Student



Q24: Are you a student?

Universe: National population, 16 to 30 years/
Values in percent

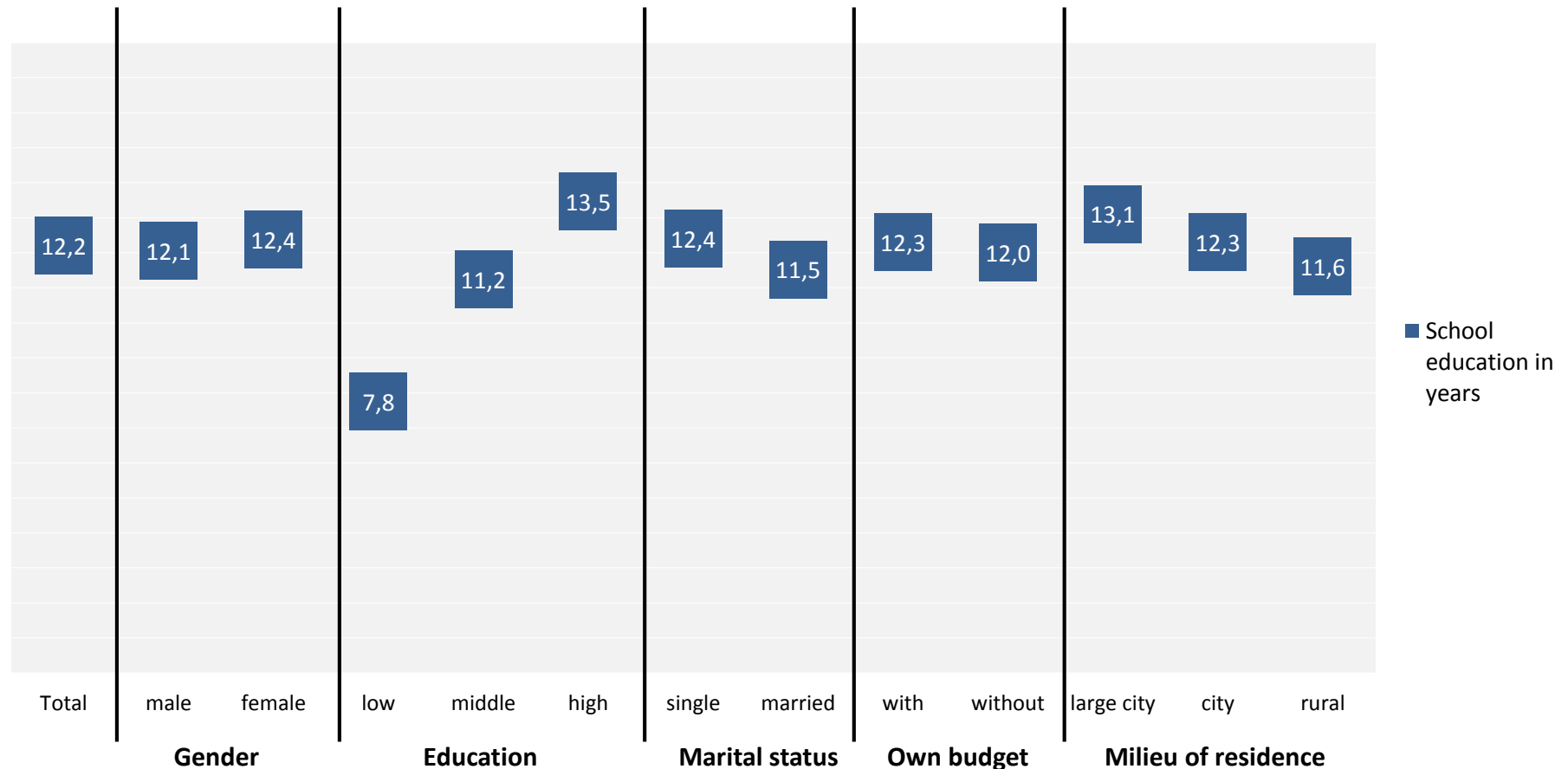
Lebanon: Current education



Q25: Are you going to...?

Universe: National population, 16 to 30 years/
Basis: Respondents that are currently students (Q24)/
Values in percent

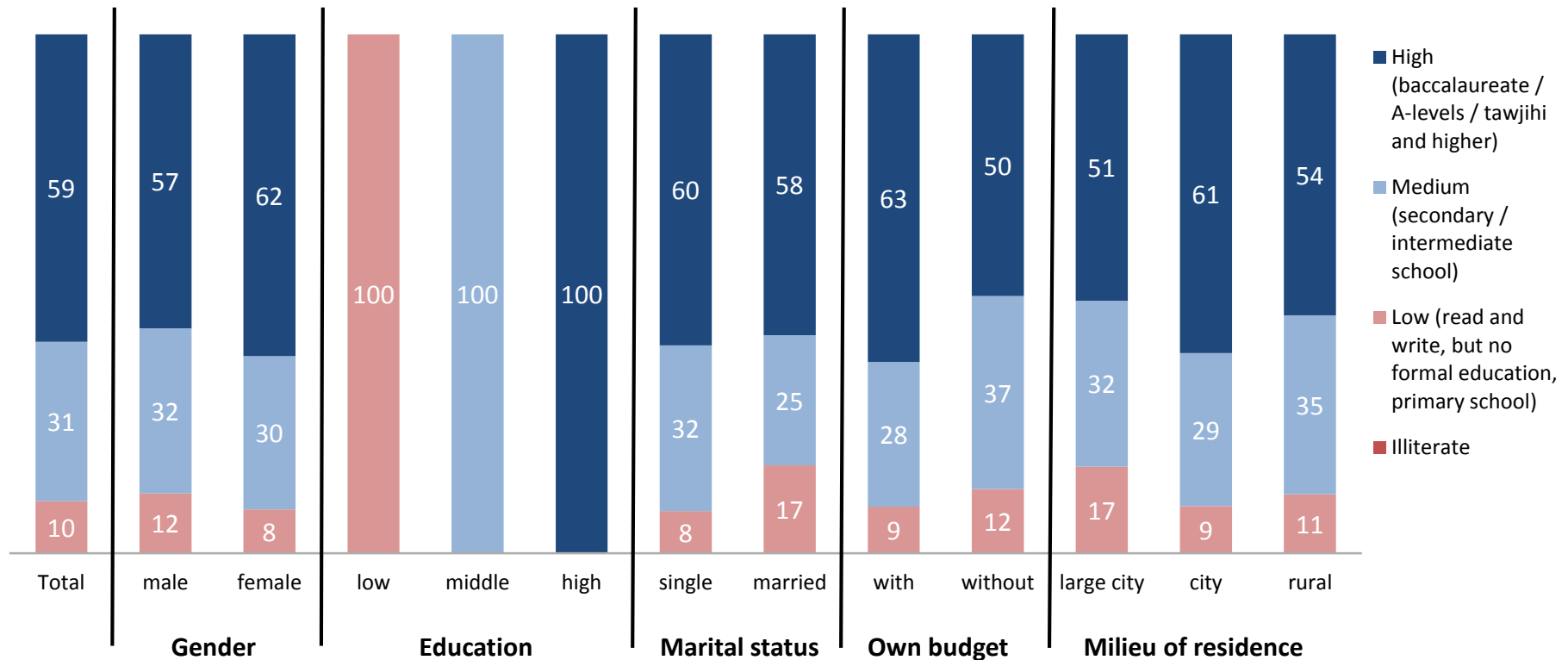
Lebanon: Duration of school education



Q26: How many years did you go to school (excluding pre-school and university)?
Please, calculate total years (maximum: up until baccalaureate).

Universe: National population, 16 to 30 years/
Average values

Lebanon: Highest degree achieved



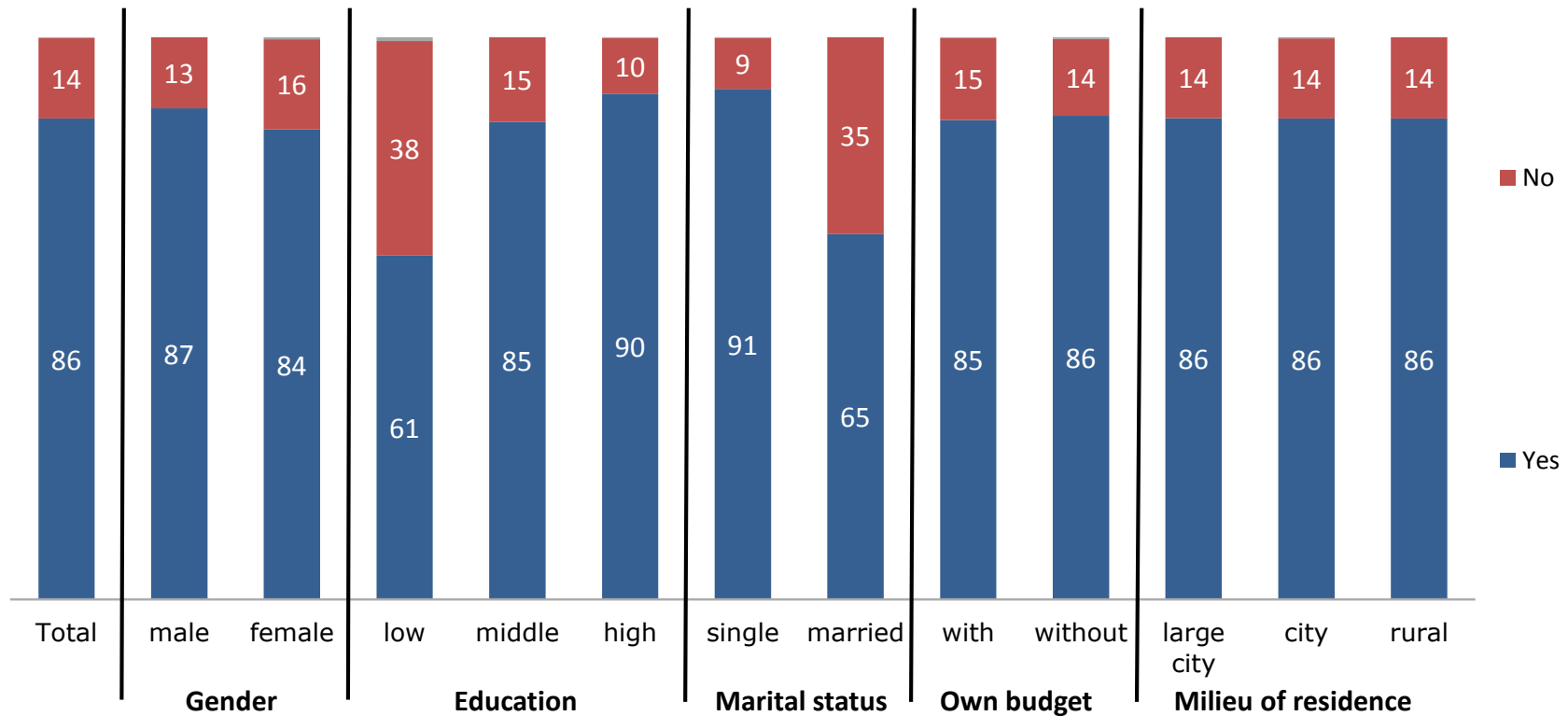
Q27: Which is your highest degree?

Universe: National population, 16 to 30 years/
Values in percent

Parents

FATHER

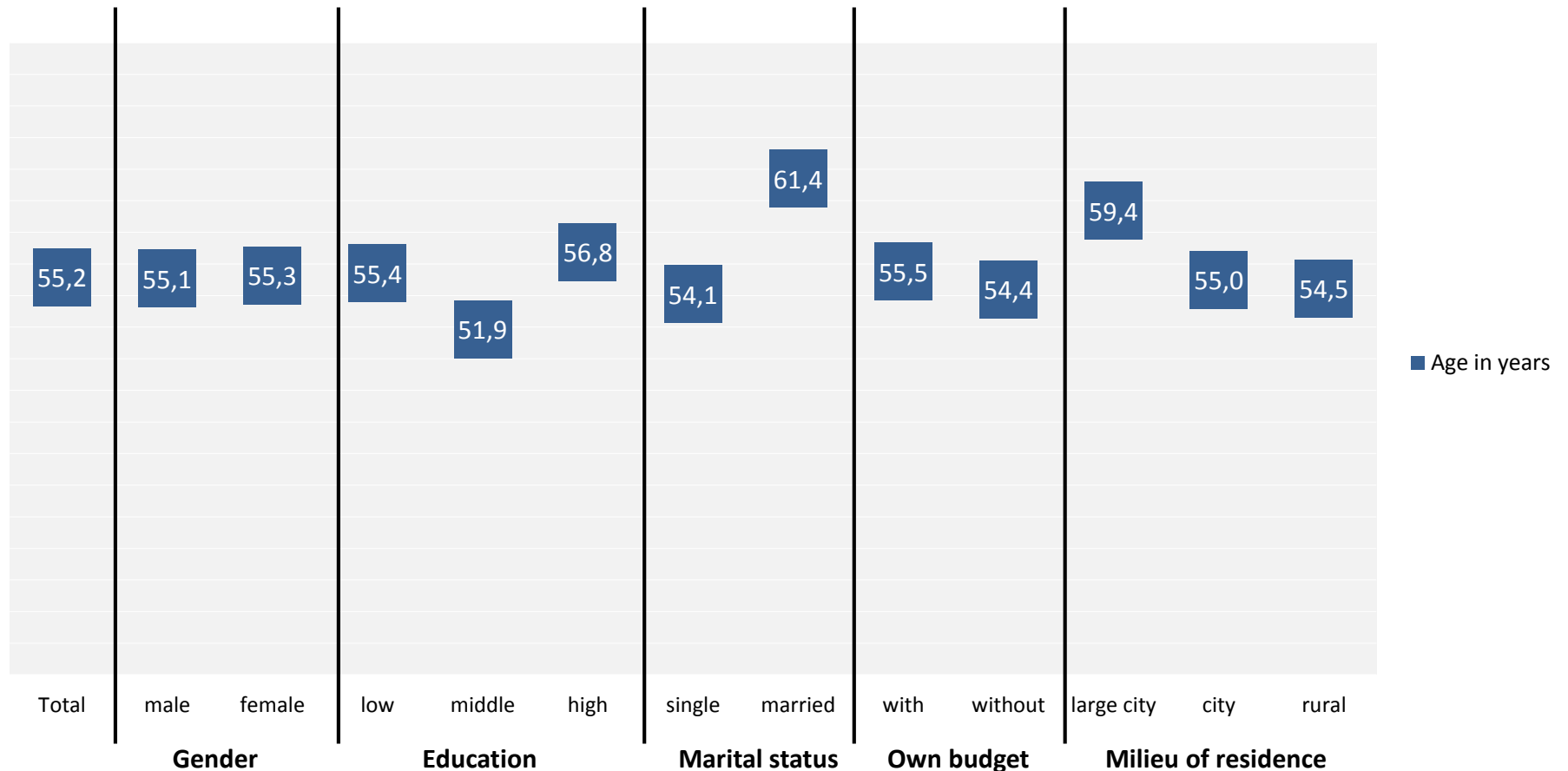
Lebanon: Father alive



Q28: Is your father still alive?

Universe: National population, 16 to 30 years/
Values in percent

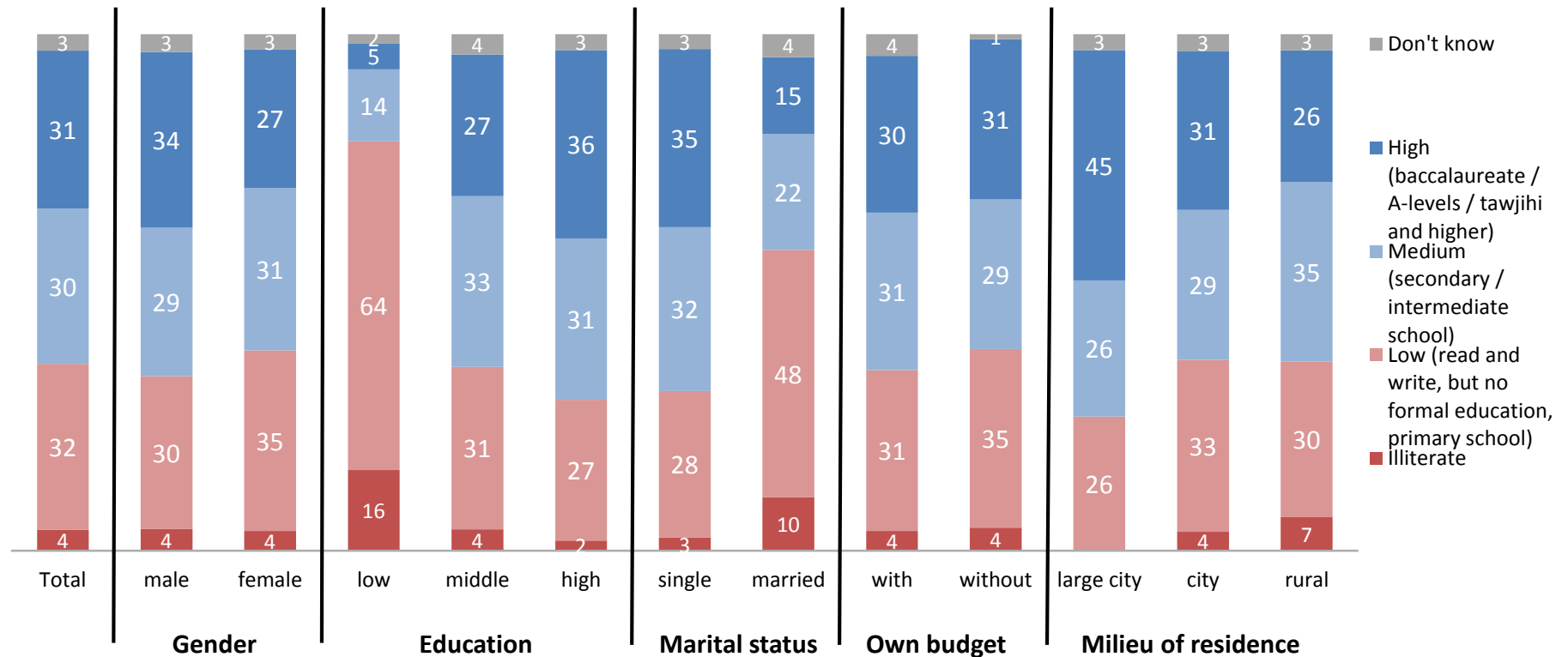
Lebanon: Father's age



Q29: How old is your father?

Universe: National population, 16 to 30 years/
Basis: Father still alive (Q28)
Average values

Lebanon: Father's highest level of education



Q30: What is / was his level of education (highest degree)?

Universe: National population, 16 to 30 years/
Values in percent

Lebanon: Father's occupation(s)

		Gender		Education			Marital status		Own budget		Milieu of residence		
	Total	male	female	low	middle	high	single	married	with	without	large city	city	rural
State employee	11	12	10	4	10	13	12	7	9	15	16	10	12
Employee (with insurance)	17	16	17	7	17	18	19	10	17	16	8	18	14
Worker (no insurance, but continuous employment)	9	8	9	18	11	6	9	11	9	9	11	10	6
Remunerated labourer as part of a family business	2	2	1	1	3	1	2	2	1	2	1	2	2
Self-employed with higher education (medical doctor, etc.)	3	4	2		3	4	4	1	3	3	2	4	2
Self-employed without higher education, but qualification	30	28	31	28	27	31	30	27	31	26	34	29	31
Self-employed in agriculture	6	6	5	13	7	4	5	11	6	7	2	4	13
Self-employed in service sector (continuous work, unstable inc.)	18	17	20	14	17	20	17	22	19	18	21	18	19
Day labourer (unstable employment, unstable income)	4	4	4	12	4	3	4	6	3	5	6	4	4
Jobless / work without income	2	2	1	4	2	1	2	2	2	2	1	2	2
Retired	3	3	3	2	1	4	3	2	3	2	2	3	4
Other	1	1	1	1	2	1	1	2	1	1		2	1

Q31: What kind of different occupations/jobs did or does your father do? Multiple answers possible

Universe: National population, 16 to 30 years/
Values in percent

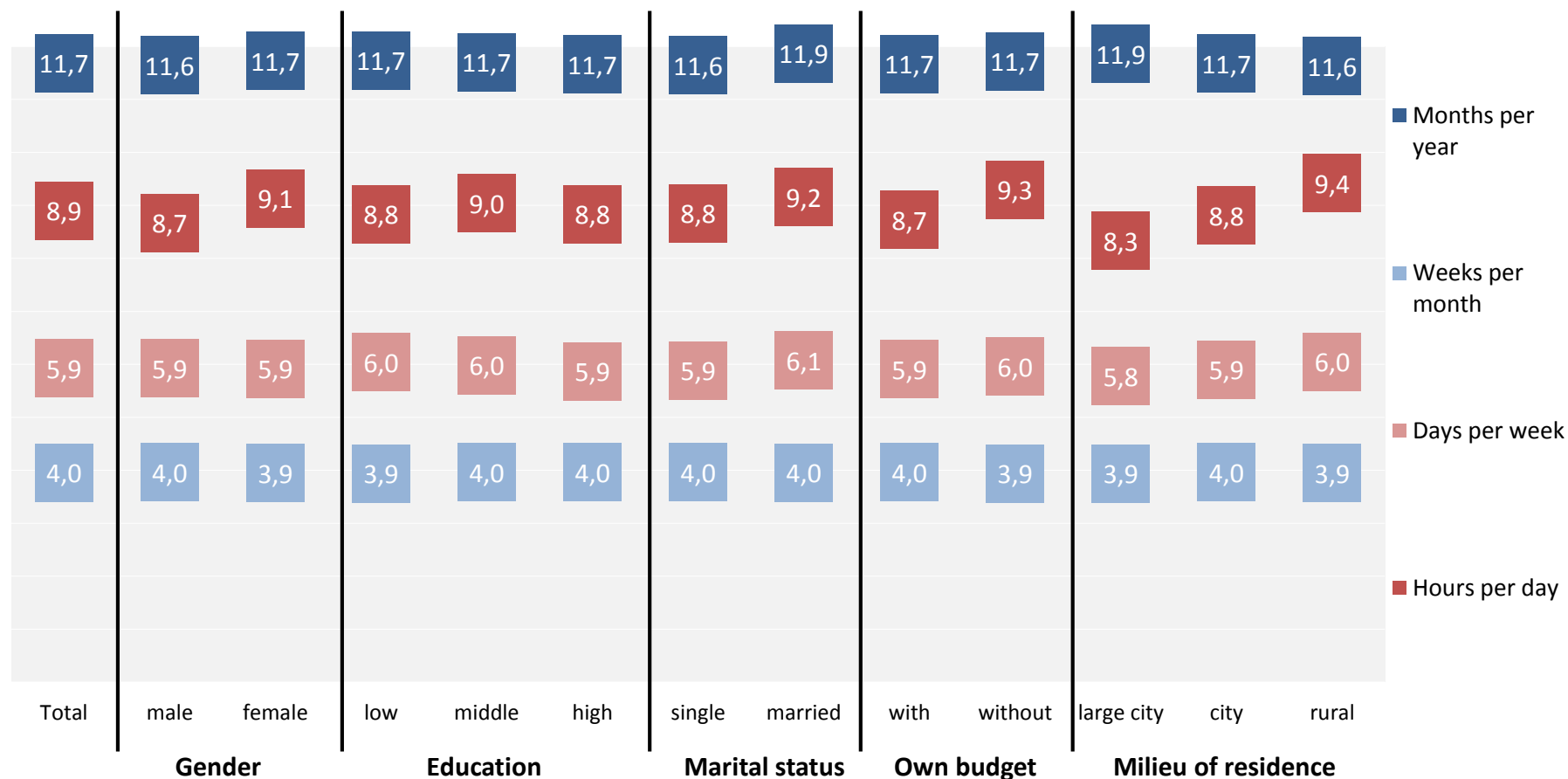
Lebanon: Father's main occupation

	Gender			Education			Marital status		Own budget		Milieu of residence		
	Total	male	female	low	middle	high	single	married	with	without	large city	city	rural
State employee	11	12	10	4	10	13	12	7	9	15	16	10	12
Employee (with insurance)	16	16	17	6	16	18	18	9	16	16	8	18	13
Worker (no insurance, but continuous employment)	9	8	9	18	11	6	8	11	9	9	9	10	6
Remunerated labourer as part of a family business	2	2	1	1	3	1	1	2	1	2	1	2	1
Self-employed with higher education (medical doctor, etc.)	3	4	2		3	4	4	1	3	2	2	4	1
Self-employed without higher education, but qualification	28	27	30	26	25	30	29	27	30	25	34	28	30
Self-employed in agriculture	5	6	5	13	7	3	4	11	5	6		4	10
Self-employed in service sector (continuous work, unstable inc.)	18	17	19	14	17	19	17	22	18	17	21	17	19
Day labourer (unstable employment, unstable income)	4	4	3	12	4	2	3	6	3	5	6	4	4
Jobless / work without income	2	2	1	4	2	1	2	2	2	2	1	2	2
Retired	1	2	1	2	1	2	2	1	2	1	2	1	2
Other	1	1	1	1	1	1	1	1	1	1		2	

Universe: National population, 16 to 30 years/
Values in percent

Q32: And what is / was his main occupation? (Job held the longest)

Lebanon: Father's frequency of work



Q33: Concerning his main occupation, please tell me the....

Universe: National population, 16 to 30 years/
Basis: Respondents whose fathers are not jobless (Q31,Q32)
Average values

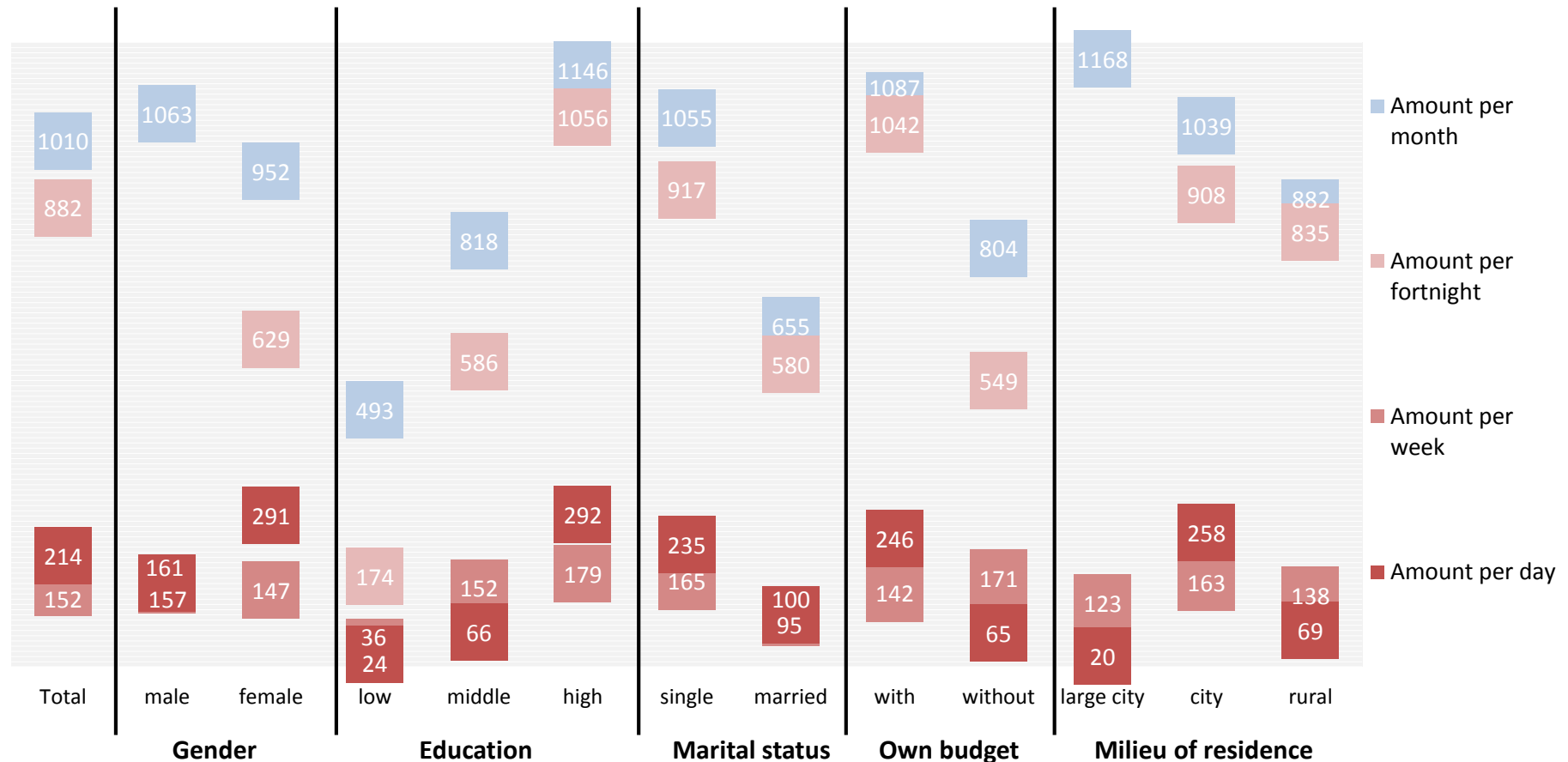
Lebanon: Form of payment - Father

	Gender			Education			Marital status		Own budget		Milieu of residence		
	Total	male	female	low	middle	high	single	married	with	without	large city	city	rural
Paid per day	16	17	15	22	13	17	16	16	20	8	8	18	14
Paid per week	5	4	6	4	7	4	4	8	4	8	16	4	4
Paid every fortnight	2	2	3	3	1	2	2	2	2	3		2	4
Paid per month	50	52	47	43	47	52	52	40	50	50	33	52	48
Paid per season	1	1	0	1	1	1	1	1	1	1		1	3
Paid per job / task	16	16	16	12	19	15	15	19	15	17	25	15	17
Don't know	9	8	11	14	11	8	9	13	7	13	17	8	11
Not paid	0	1	0		1	0	0	1	1			1	

Q34: What about his income? In his main occupation is he...

Universe: National population, 16 to 30 years/
Respondents whose fathers are alive (Q28) and not jobless (Q31,Q32)/ Values in percent

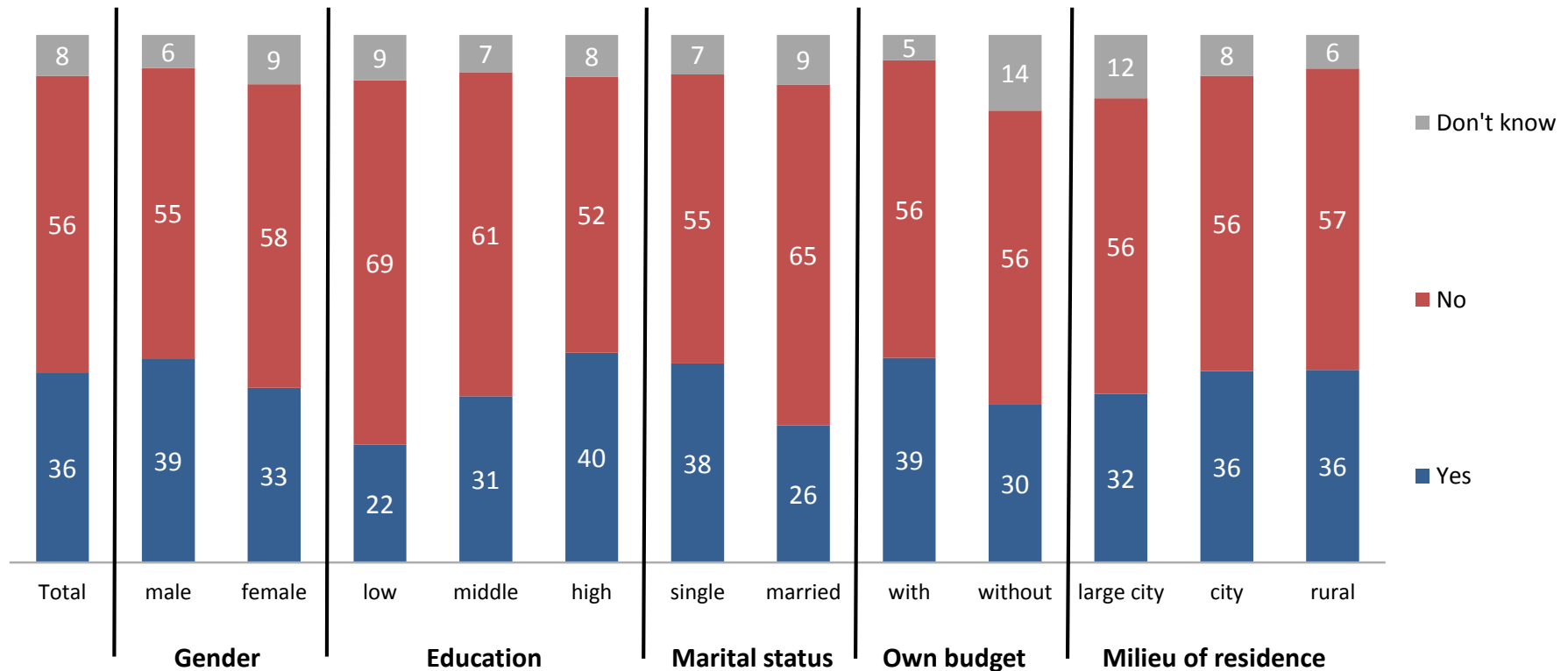
Lebanon: Father's income (in Euro)



Q35: Can you please tell me how much he earns?

Universe: National population, 16 to 30 years/
Respondents whose fathers are alive (Q28) and not jobless (Q31,Q32)/
Average values/ Attention: in part small number of cases

Lebanon: Sickness payment - Father



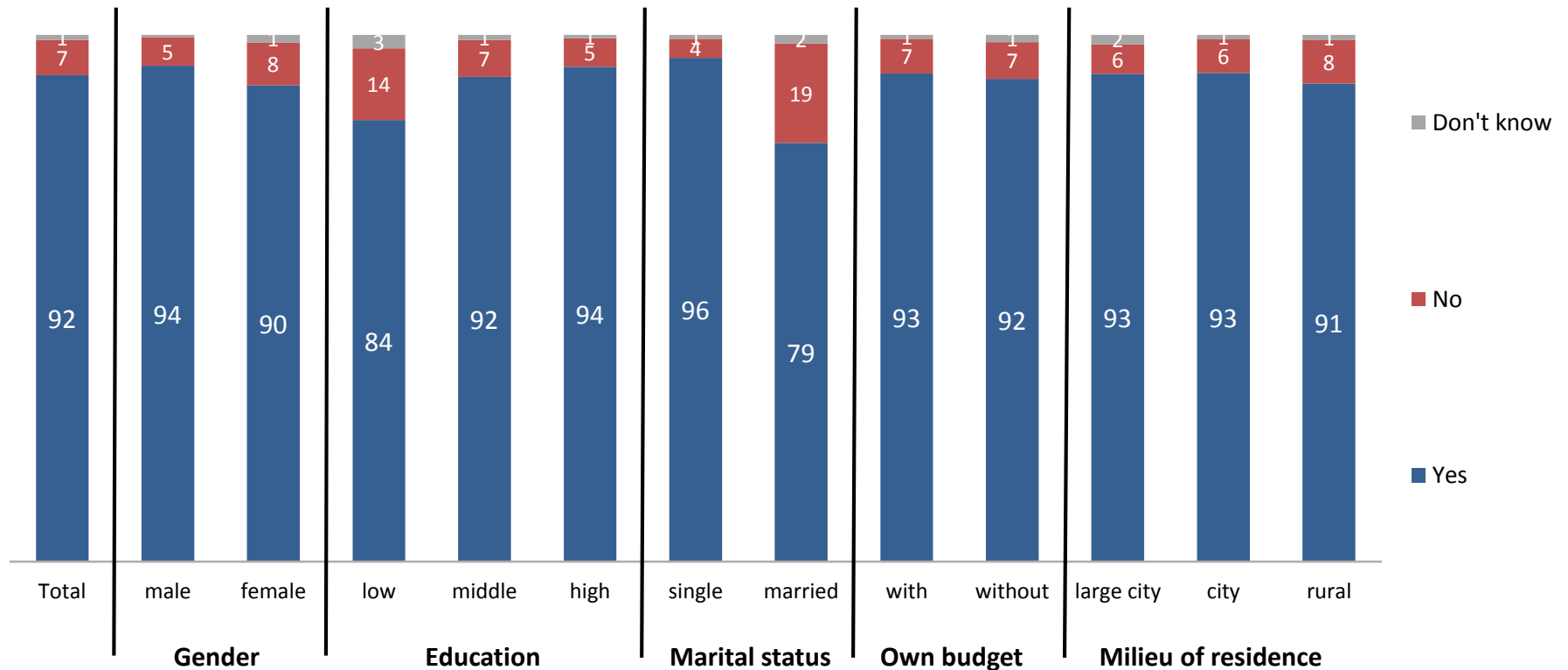
Q36: Does he receive continuous payment in case of sickness?

Universe: National population, 16 to 30 years/
Basis: Father alive (Q28) with paid job (Q32 + Q34)
Values in percent

Parents

MOTHER

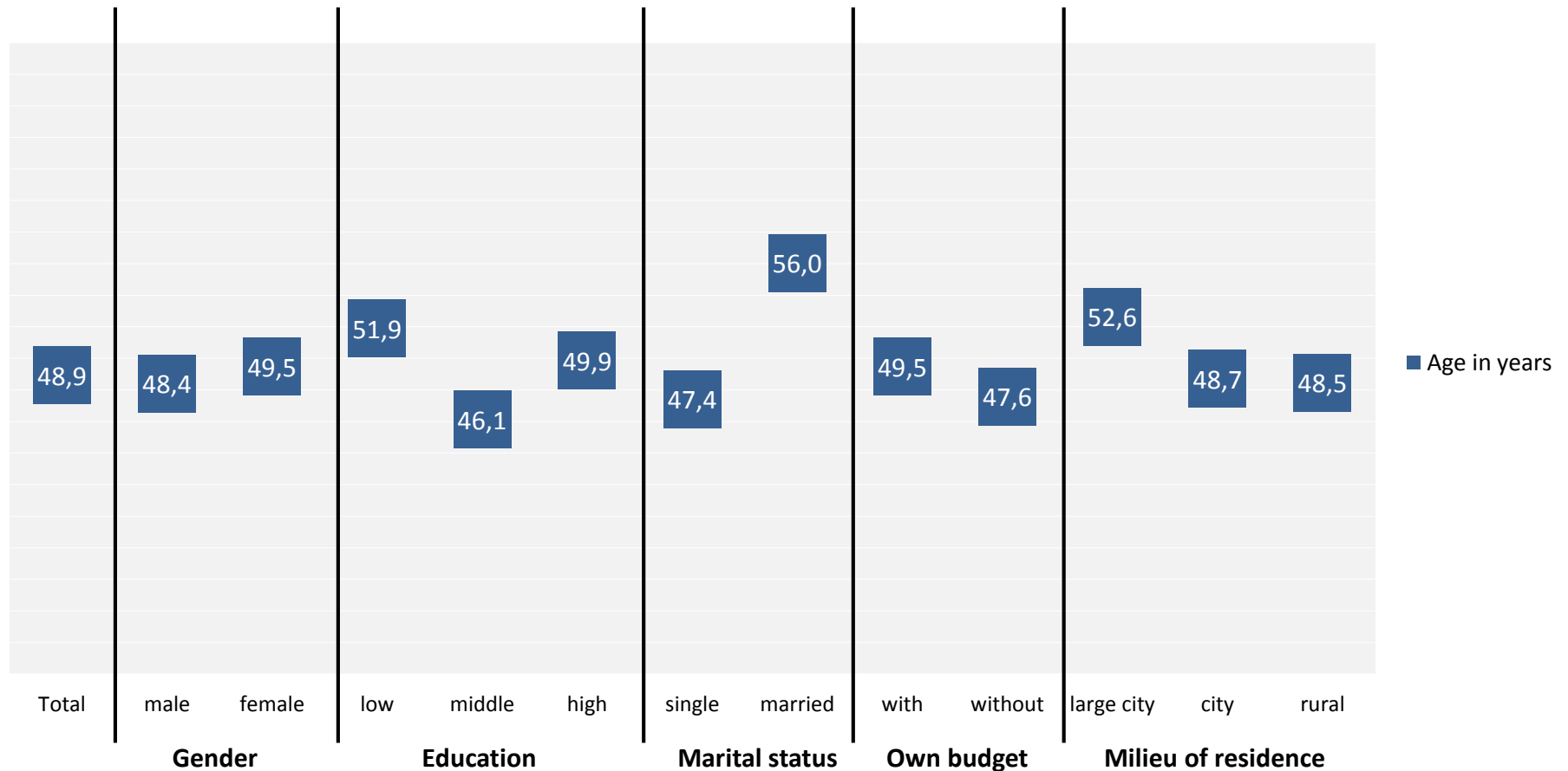
Lebanon: Mother alive



Q37: Is your mother still alive?

Universe: National population, 16 to 30 years/
Values in percent

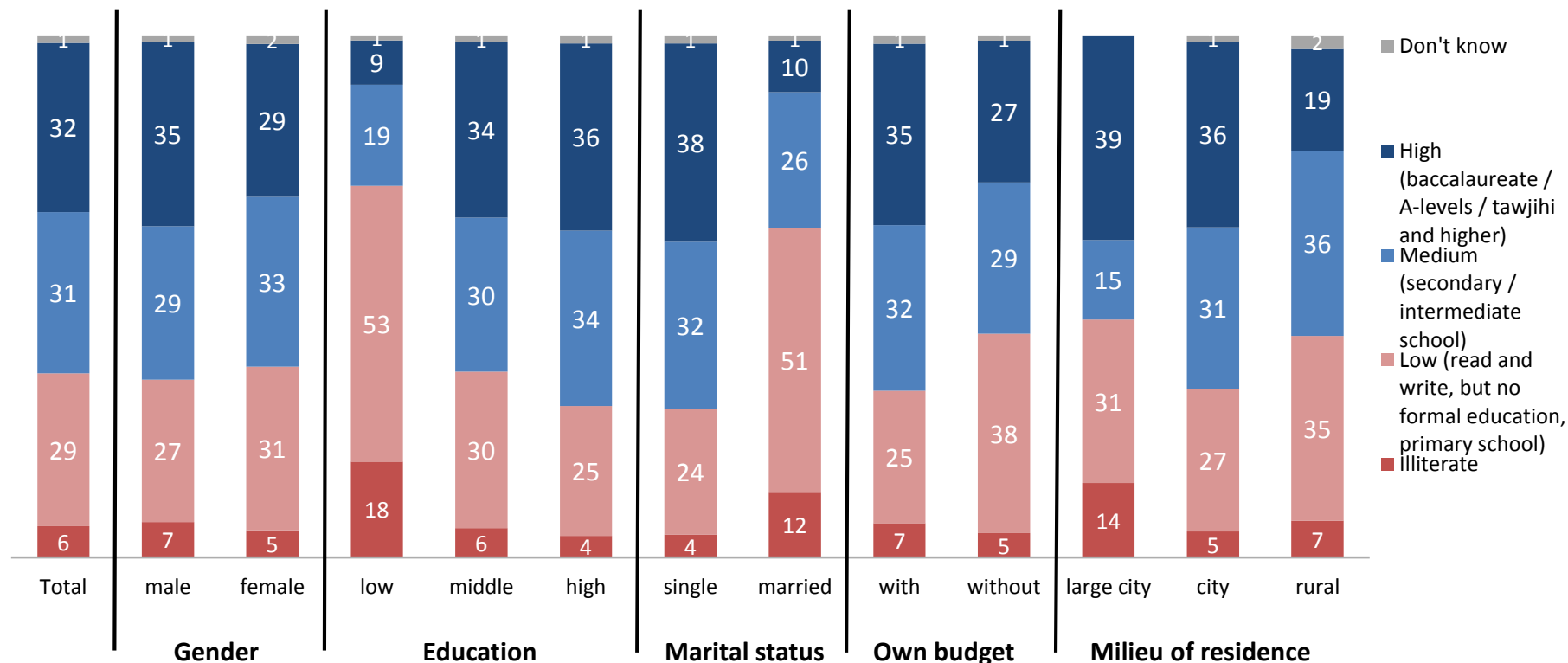
Lebanon: Mother's age



Q38: How old is your mother?

Universe: National population, 16 to 30 years/
Basis: Mother still alive (Q37)
Average values

Lebanon: Mother's highest level of education



Q39: What is / was her level of education (highest degree)?

Universe: National population, 16 to 30 years/
Values in percent

Lebanon: Mother's occupation(s)

Areas	Total	Gender		Education			Marital status		Own Budget		Settlement size		
		male	female	low	middle	high	single	married	with	without	large city	city	rural
State employee	2	2	1	1	1	2	2		2	1		1	3
Employee (with insurance)	8	7	8	3	9	8	9	3	9	4	10	8	5
Worker (no insurance, but continuous employment)	2	2	2	3	3	2	3	2	2	3		3	2
Remunerated labourer as part of a family business	1	1	1		1	1	1		1	1		1	
Self employed with higher education (medical doctor, etc.)	1	1	1		1	1	1	0	2	0		2	0
Self employed without higher education, but qualification	1	0	3		1	2	2	0	2	1		2	1
Self employed in agriculture	0	0				0	0		0			0	
Self employed in service sector (continuous work, unstable inc.)	2	2	3		4	2	2	2	3	1		3	0
Day labourer (unstable employment, unstable income)	1	1	1	1	1	1	1	1	1	0	7	0	1
Jobless / Work without income	82	84	80	93	81	81	80	92	80	88	90	80	88
Retired													
Other	0	0	1		0	1	0	0	0	1		0	1

Q40: What kind of different occupations/jobs did or does your mother do?
Multiple answers possible

Universe: National population, 16 to 30 years/
Values in percent

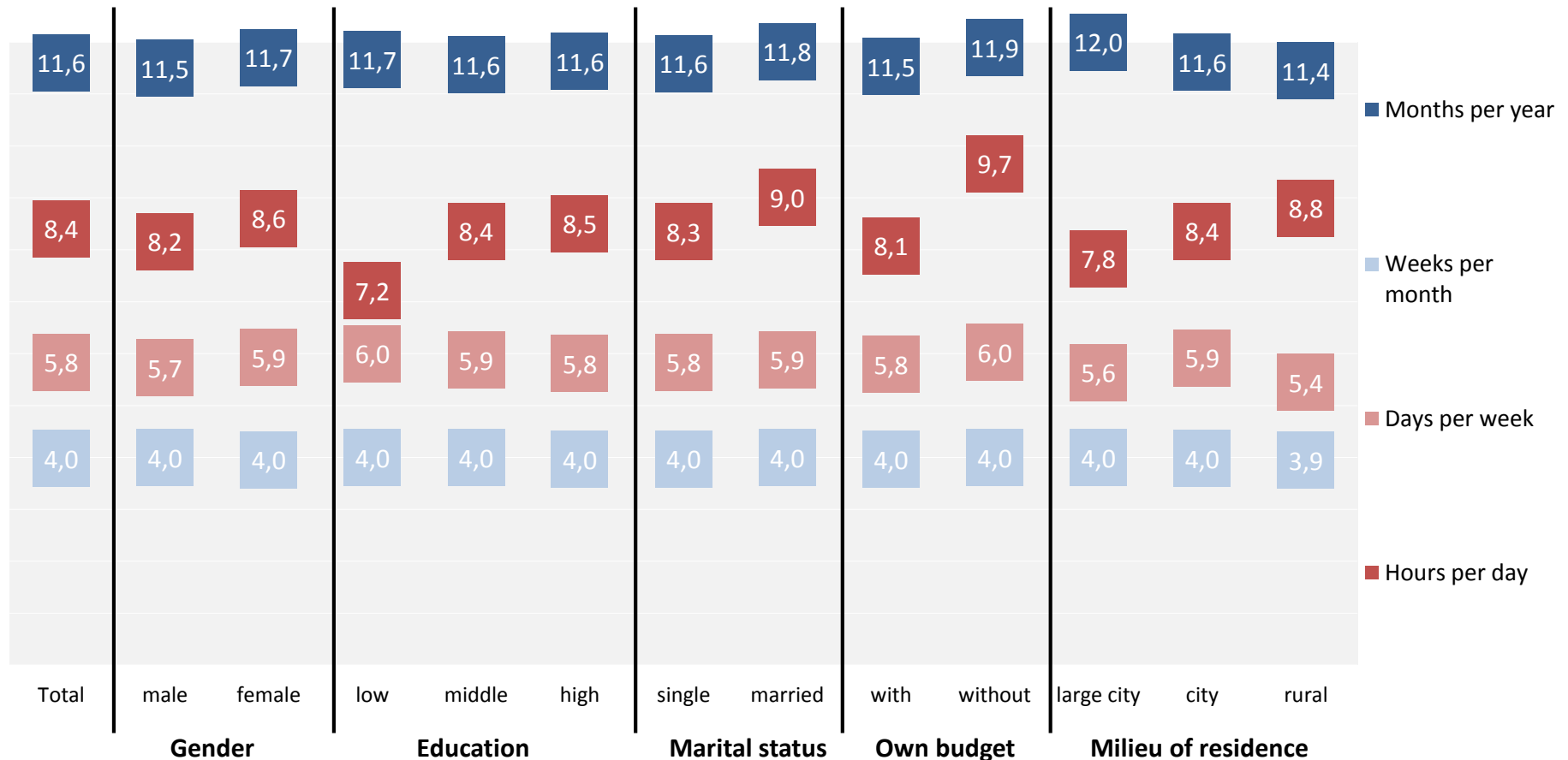
Lebanon: Mother's main occupation

Areas	Total	Gender		Education			Marital status		Own Budget		Settlement size		
		male	female	low	middle	high	single	married	with	without	large city	city	rural
State employee	2	2	1	1	1	2	2		2	1		1	3
Employee (with insurance)	7	7	8	2	9	7	8	3	8	4	10	8	4
Worker (no insurance, but continuous employment)	2	2	2	3	3	2	2	2	2	3		2	2
Remunerated labourer as part of a family business	1	1	1		1	1	1		1	1		1	
Self employed with higher education (medical doctor, etc.)	1	1	1		1	1	1	0	2	0		2	0
Self employed without higher education, but qualification	1	0	3		1	2	2	0	2	1		2	1
Self employed in agriculture	0	0				0	0		0			0	
Self employed in service sector (continuous work, unstable inc.)	2	2	3		4	2	2	2	3	1		3	0
Day labourer (unstable employment, unstable income)	1	0	1	1	1	1	1	1	1	0		0	1
Jobless / Work without income	82	84	80	93	80	81	80	91	79	88	90	79	88
Retired													
Other	0	0	1		0	1	0	0	0	1		0	1

Universe: National population, 16 to 30 years/
Values in percent

Q41: And what is/was her main occupation? (Job held the longest)

Lebanon: Mother's frequency of work



Q42: Concerning her main occupation, please tell me the....

Universe: National population, 16 to 30 years/
Basis: Respondents whose mothers are not jobless (Q40,Q41)/
Average values

Lebanon: Form of payment - Mother

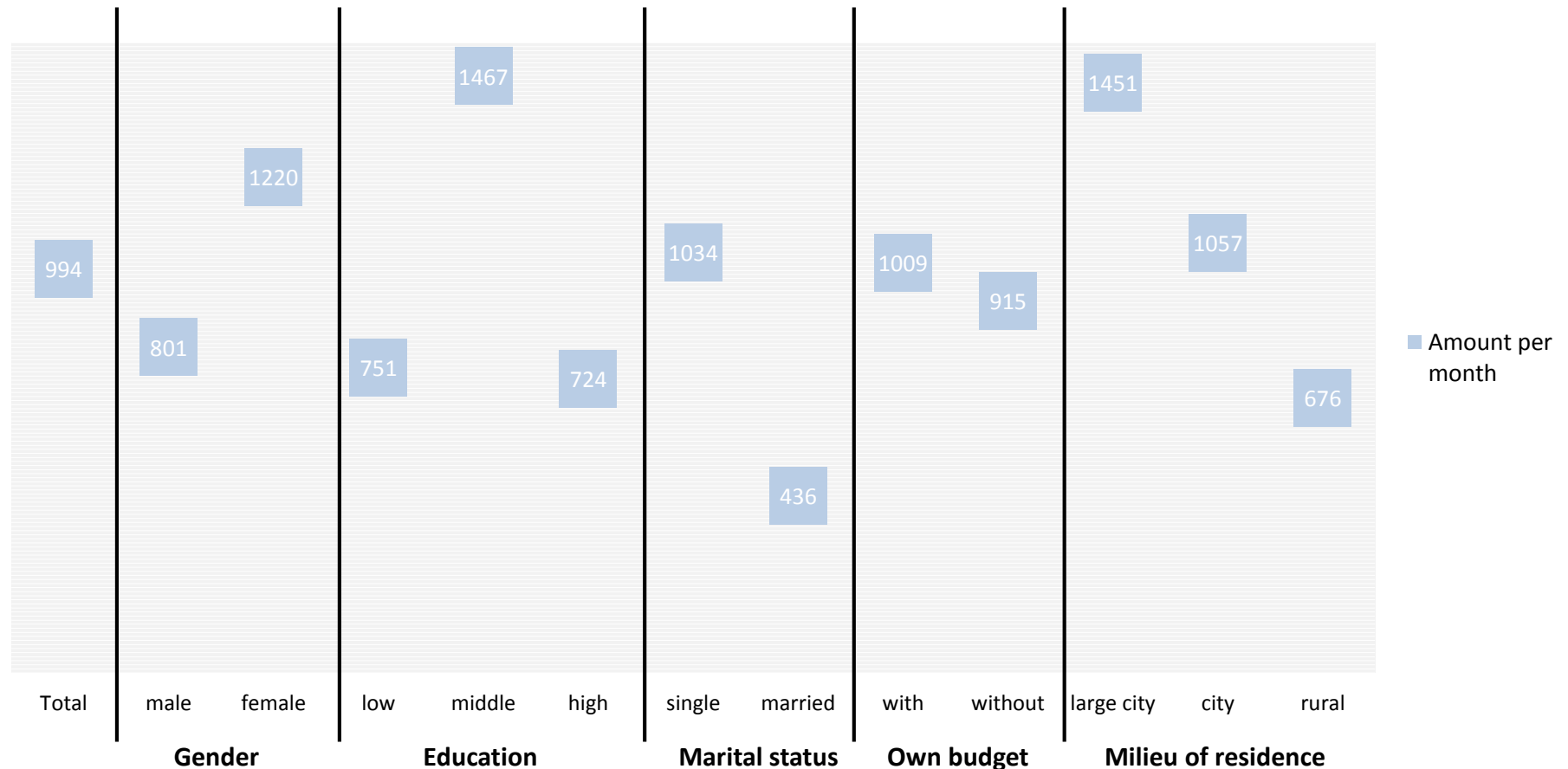
	Gender			Education			Marital status		Own budget		Milieu of residence		
	Total	male	female	low	middle	high	single	married	with	without	large city	city	rural
Paid per day	1	1	2		1	2	1	1	2	0		2	1
Paid per week	1	1	1	2	1	1	1	1	1	1		1	1
Paid every fortnight	0	0	0	3		0	0		0	1		0	0
Paid per month	15	15	14	5	17	15	16	6	17	9	9	16	12
Paid per season	0	0			0		0		0				1
Paid per job / task	3	2	4	1	3	3	3	2	4	1		4	
Don't know	4	3	5	1	4	5	4	4	4	6	2	4	6
Not paid	76	77	74	88	74	74	73	87	73	83	89	73	79

Universe: National population, 16 to 30 years/

Q43: What about her income? In her main occupation is she...

Basis: Respondents whose mothers are alive (Q37) and not jobless (Q40,Q41)/ Values in percent

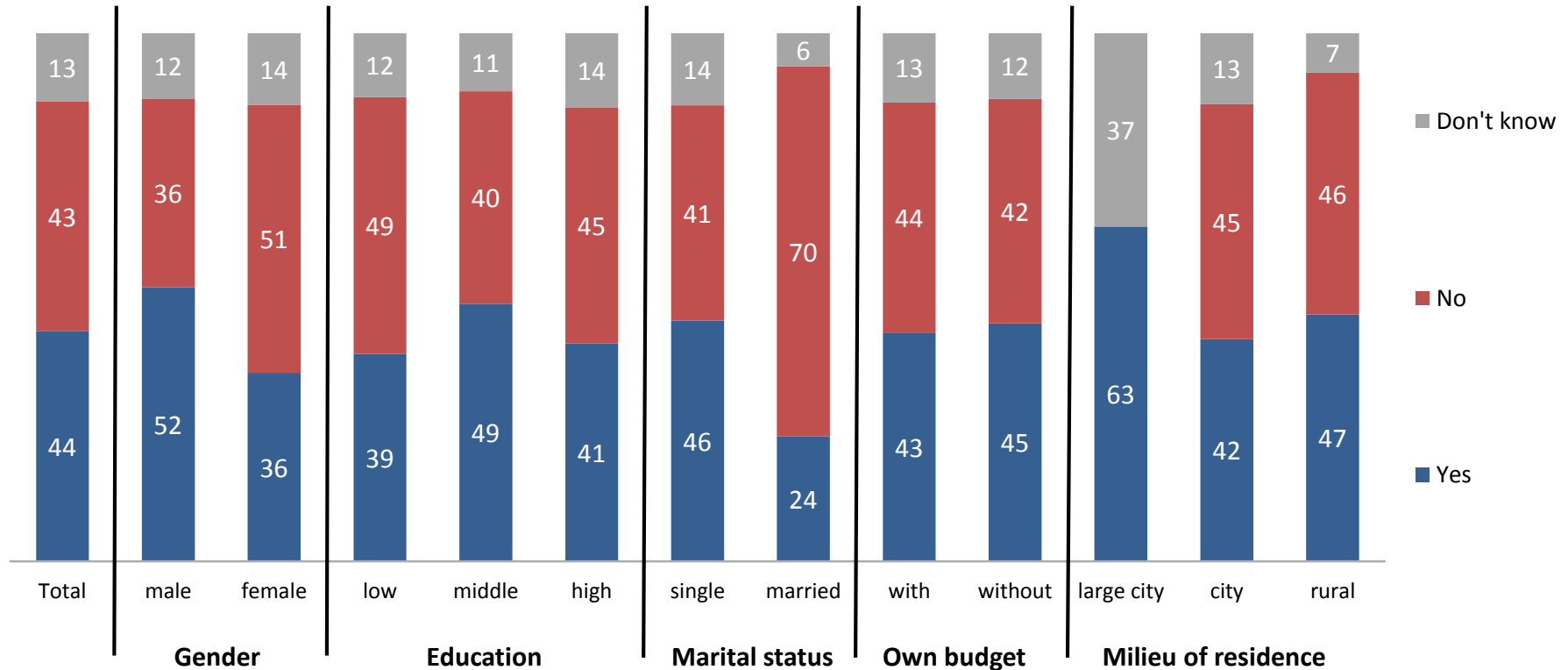
Lebanon: Mother's income (in Euro)



Q44: Can you please tell me how much she earns?

Universe: National population, 16 to 30 years/
Basis: Respondents whose mothers are alive (Q37) and not jobless (Q40,Q41)/
Average values/ Attention: in part small number of cases

Lebanon: Sickness payment – Mother

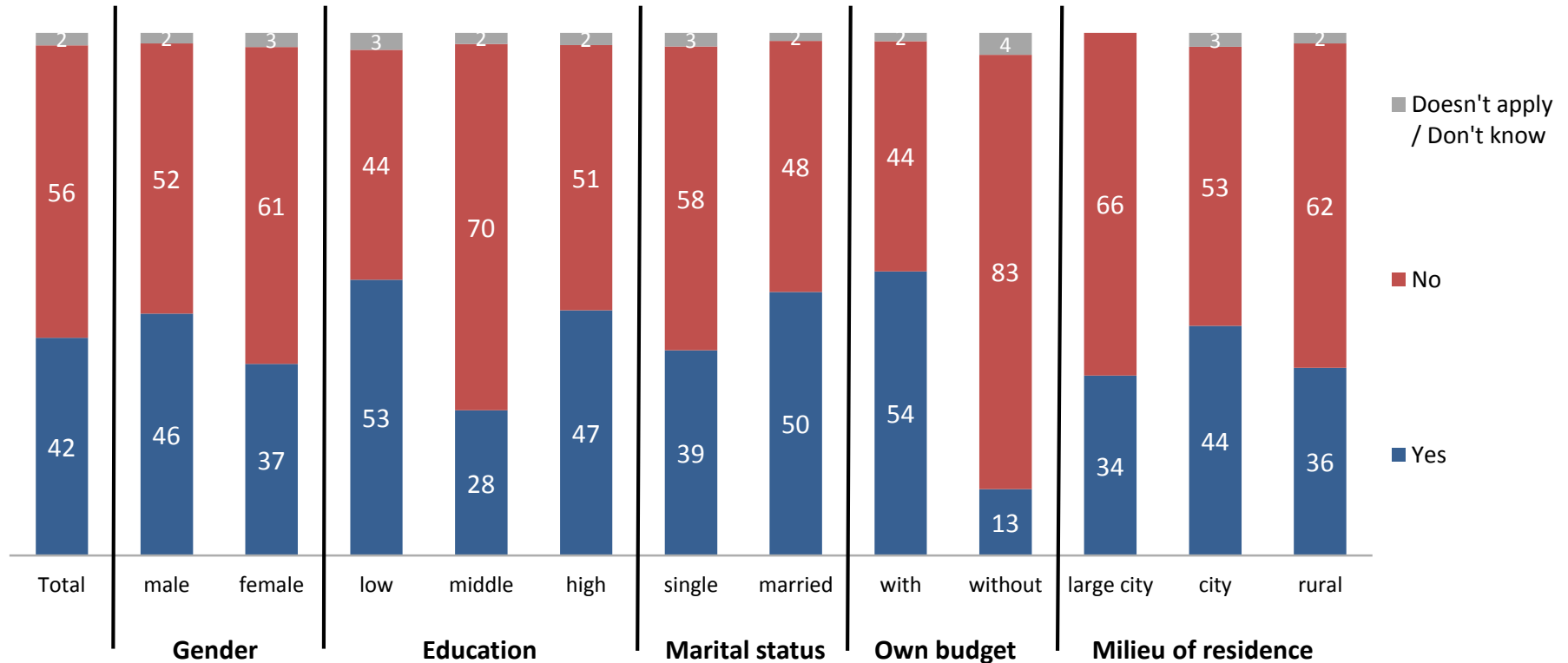


Q45: Does she receive continuous payment in case of sickness?

Universe: National population, 16 to 30 years/
Basis: Mother alive (Q37) with paid job (Q41 + Q43)
Values in percent/ Attention: in part small number of cases

CLASS ASSESSMENT

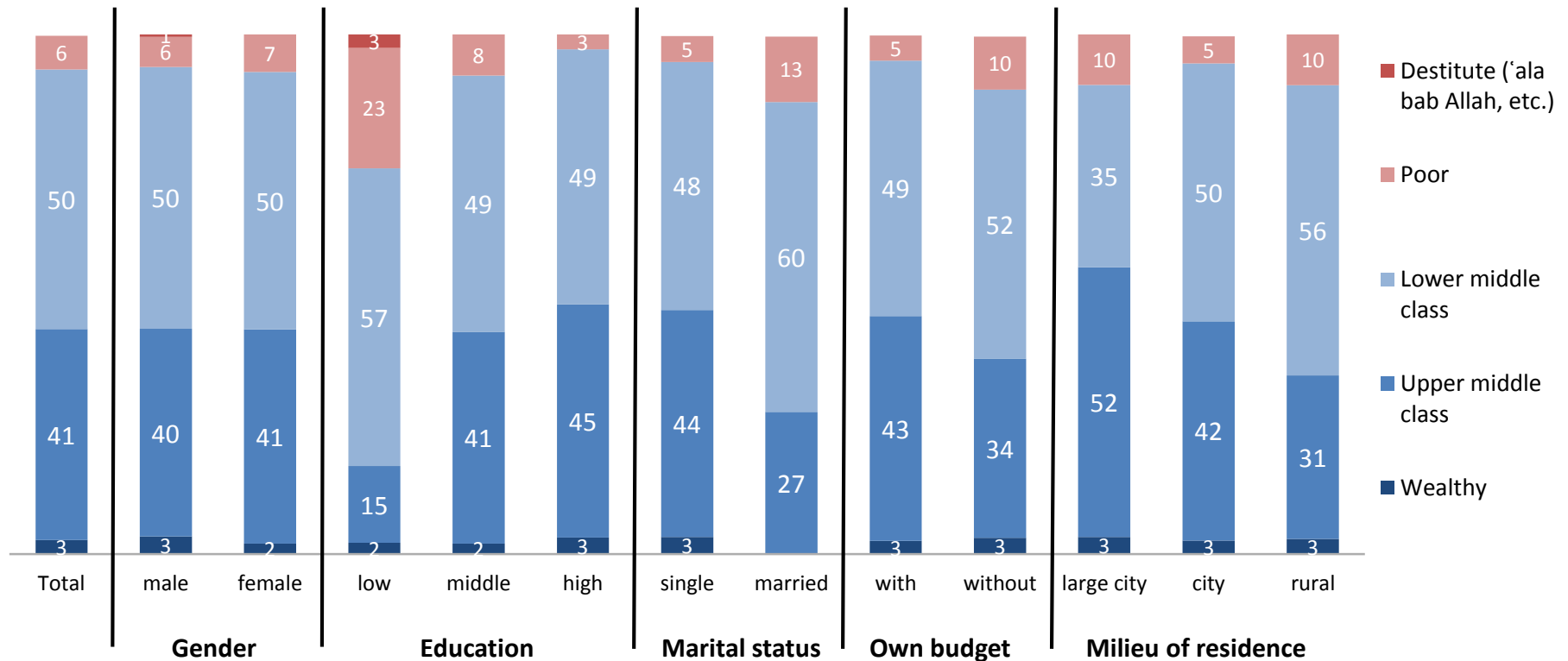
Lebanon: Part of the working class



Q46: Would you consider yourself as being part of the working class?

Universe: National population, 16 to 30 years/
Values in percent

Lebanon: Class assessment



Q47: Class assessment: How would you describe your family?

Universe: National population, 16 to 30 years/
Values in percent

HOUSING

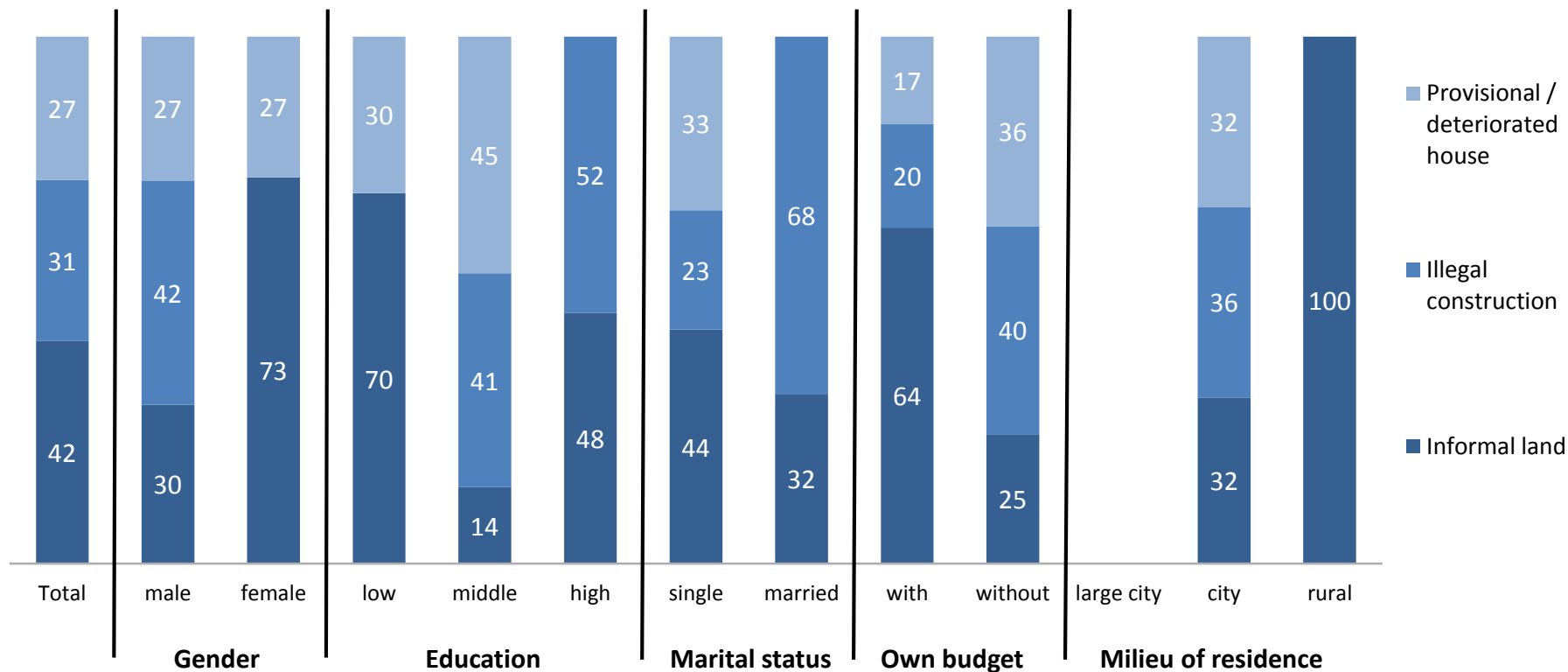
Lebanon: Neighbourhood



Q48: What kind of neighbourhood do you live in?

Universe: National population, 16 to 30 years/
Values in percent

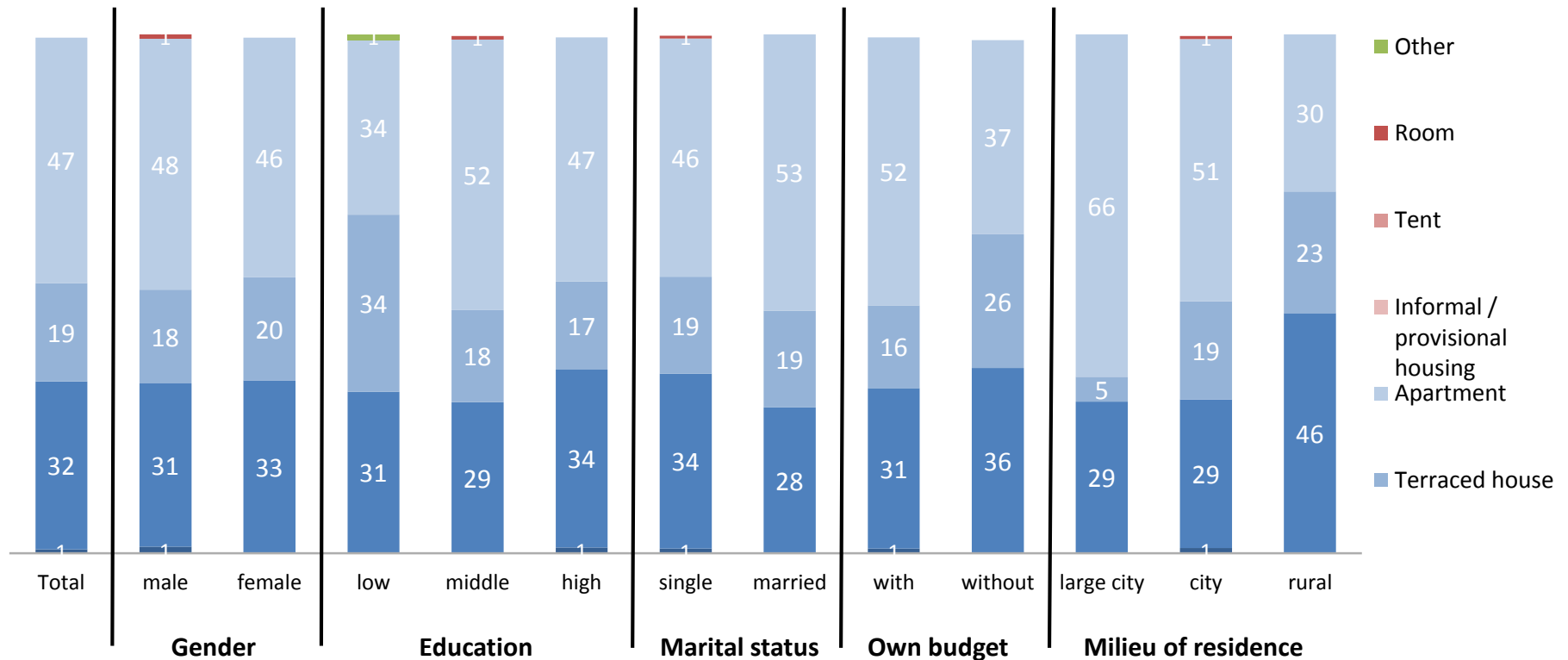
Lebanon: Informal housing type



Q49: What kind of informal housing type?
Multiple answers possible

Universe: National population, 16 to 30 years/
Basis: Respondents living in informal housing neighborhood (Q48)
Values in percent/ Attention: in part small number of cases

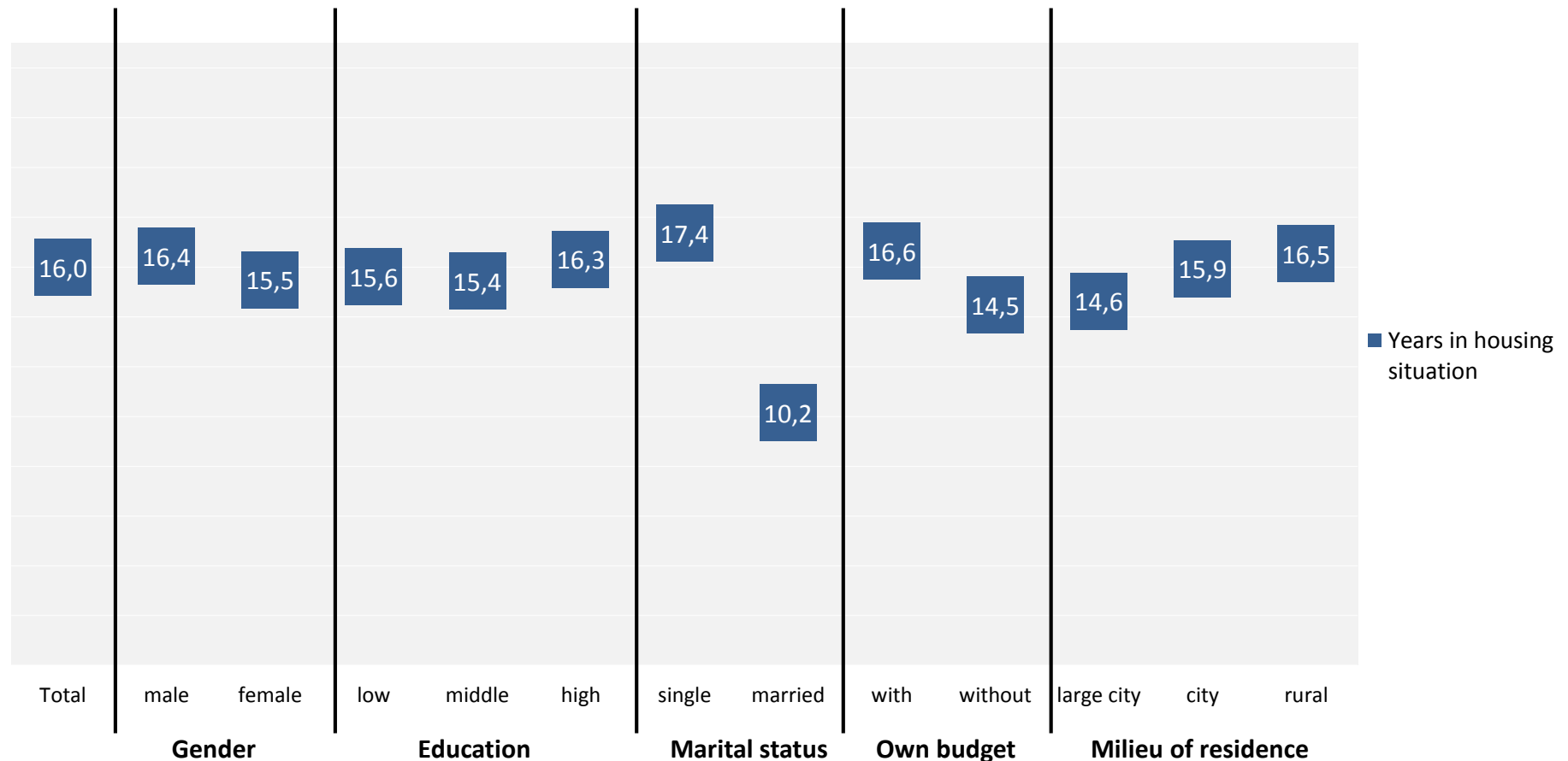
Lebanon: Type of housing / building



Q50: What kind of housing / building are you living in today?

Universe: National population, 16 to 30 years/
Values in percent

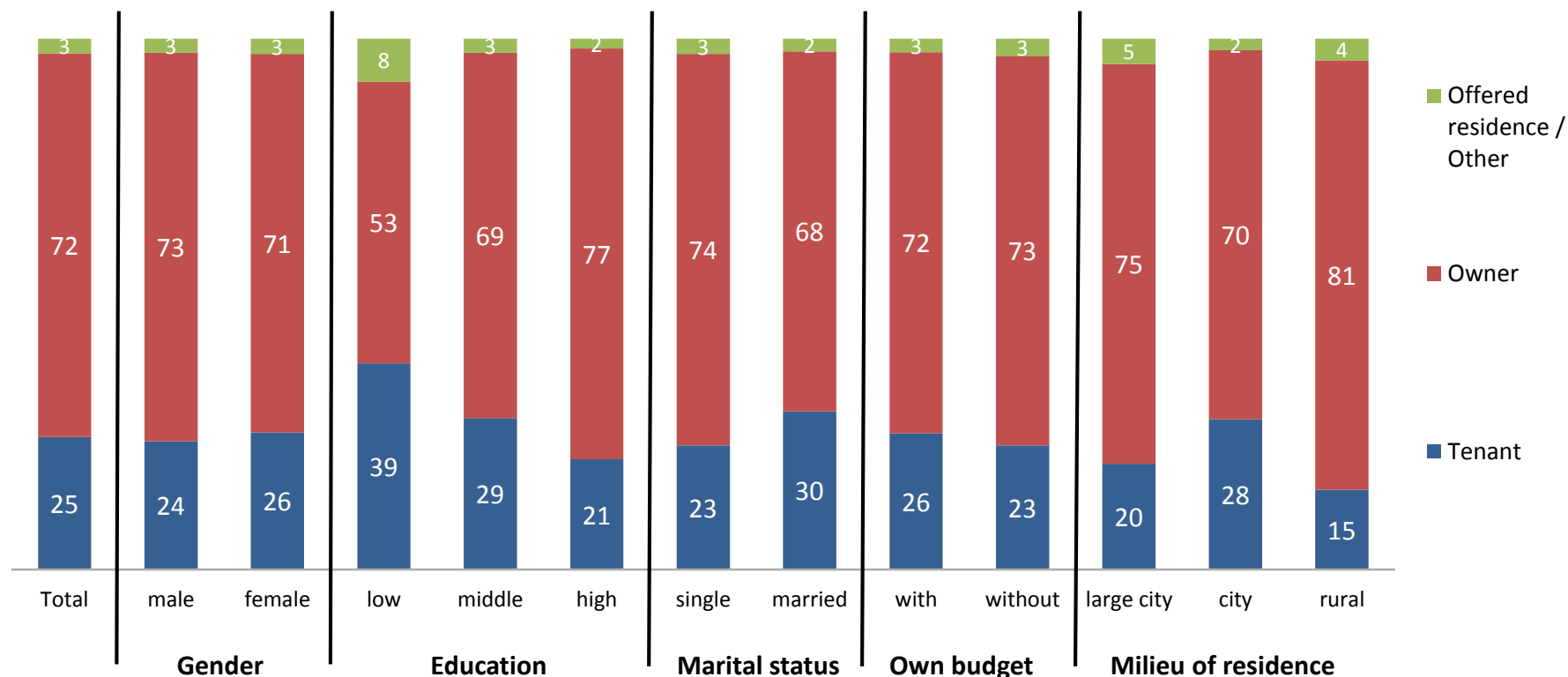
Lebanon: Years in housing situation



Q51: How many years have you personally been living in this housing situation?

Universe: National population, 16 to 30 years/
Average values

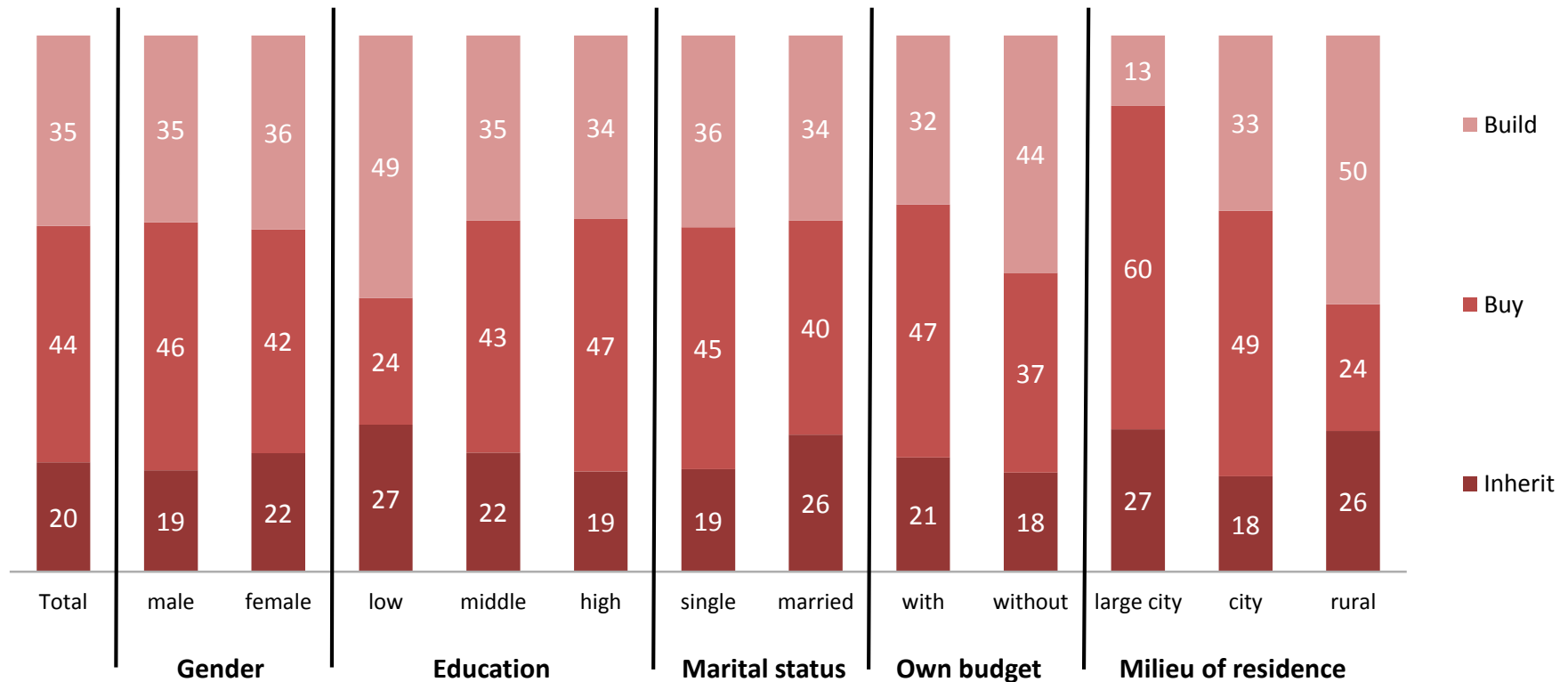
Lebanon: Tenant or owner



Q52: Are you / Is your head of household tenant or owner of the place you live in or are you living in accommodation provided free of charge by a company, institution or individual?

Universe: National population, 16 to 30 years/
Values in percent

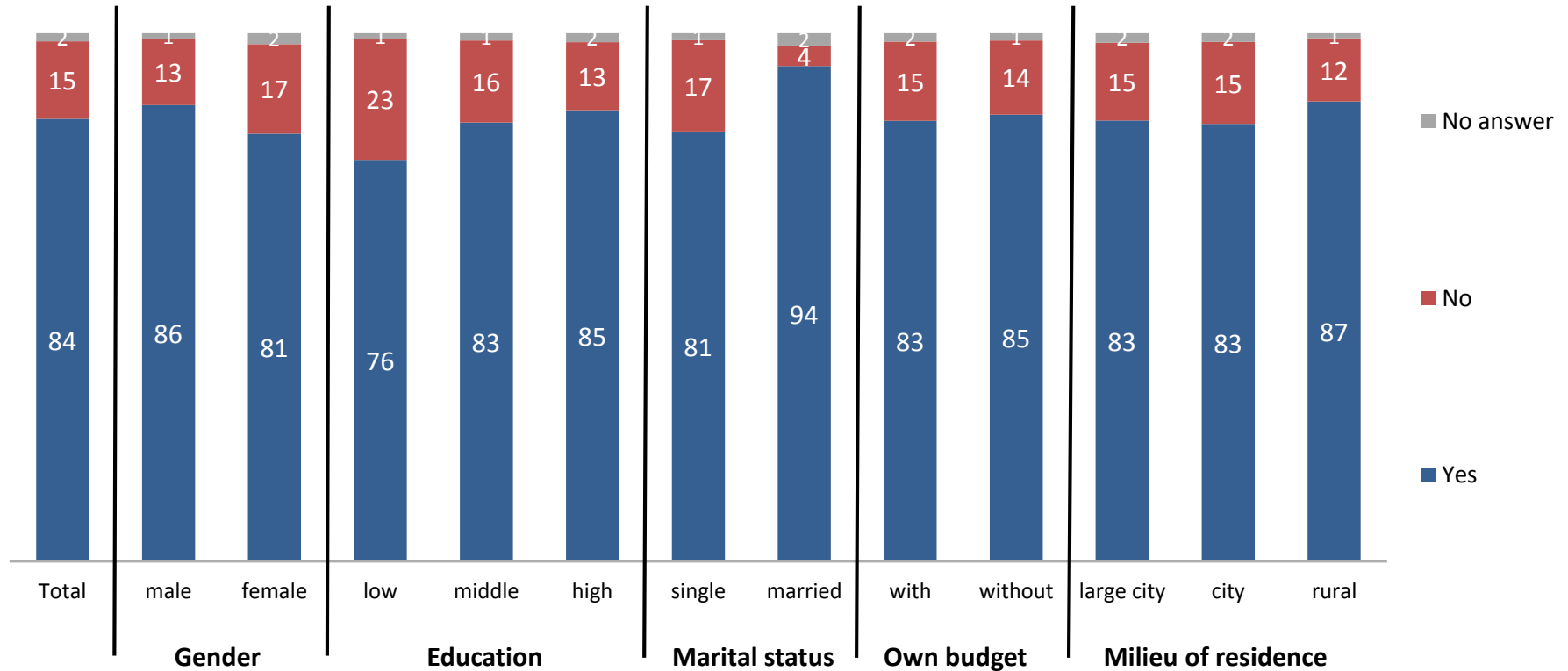
Lebanon: Own house



Q53: Did you inherit or buy the house / apartment or build the home?

Universe: National population, 16 to 30 years/
Basis: Owner of the place living in (Q52) /
Values in percent

Lebanon: Own room



Q54: Do you have a room for yourself?

Universe: National population, 16 to 30 years/
Values in percent

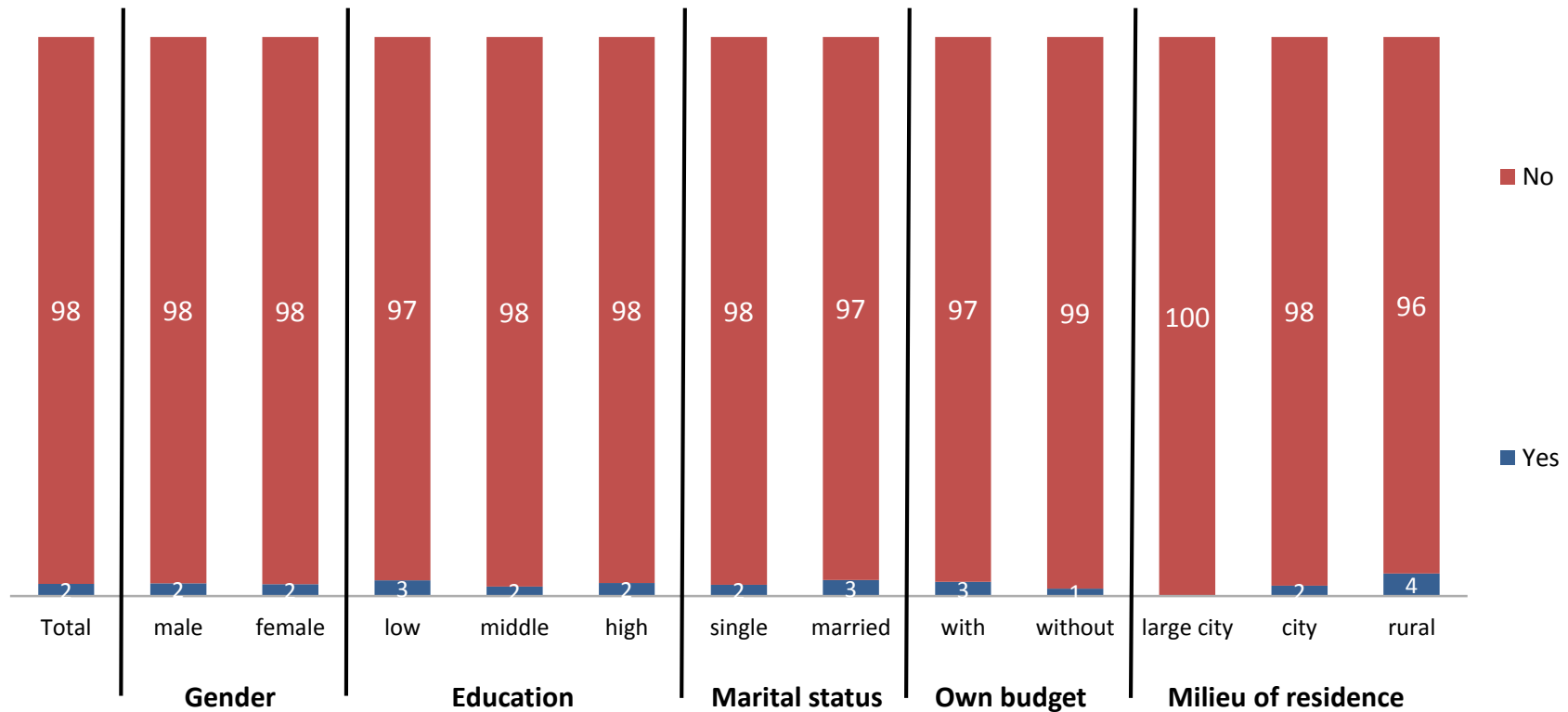
Lebanon: Items available in household

	Gender			Education			Marital status		Own budget		Milieu of residence		
	Total	male	female	low	middle	high	single	married	with	without	large city	city	rural
Tap water	99	99	98	100	98	99	99	99	99	97	96	99	99
Electricity	98	99	97	99	96	99	98	98	98	97	98	98	97
WC	98	98	98	96	98	98	98	99	98	98	98	97	99
Separate kitchen	98	98	98	97	98	98	98	97	98	98	100	98	99
Stove	98	97	98	99	98	98	97	99	97	98	100	98	97
Television	97	97	98	98	98	97	97	99	97	98	98	97	96
Satellite antenna	89	90	87	79	87	91	89	85	89	88	88	89	86
Refrigerator	88	88	87	81	85	90	89	82	89	84	84	89	86
Computer / laptop / tablet	76	76	75	40	70	85	77	68	79	68	76	76	75
Internet access	74	75	72	48	71	80	76	66	77	67	73	74	74
Air conditioning	55	54	56	21	57	59	55	56	56	53	60	56	51
Moped, motorcycle	13	16	10	15	12	13	14	11	14	12	22	13	10
Car / pick-up / lorry / etc.	76	74	77	50	77	79	77	71	77	73	87	73	81

Q55: Which of the following items do you have available in your household?
Multiple answers possible

Universe: National population, 16 to 30 years/
Values in percent

Lebanon: Livestock owned



Q56: Does your household own livestock?

Universe: National population, 16 to 30 years/
Values in percent

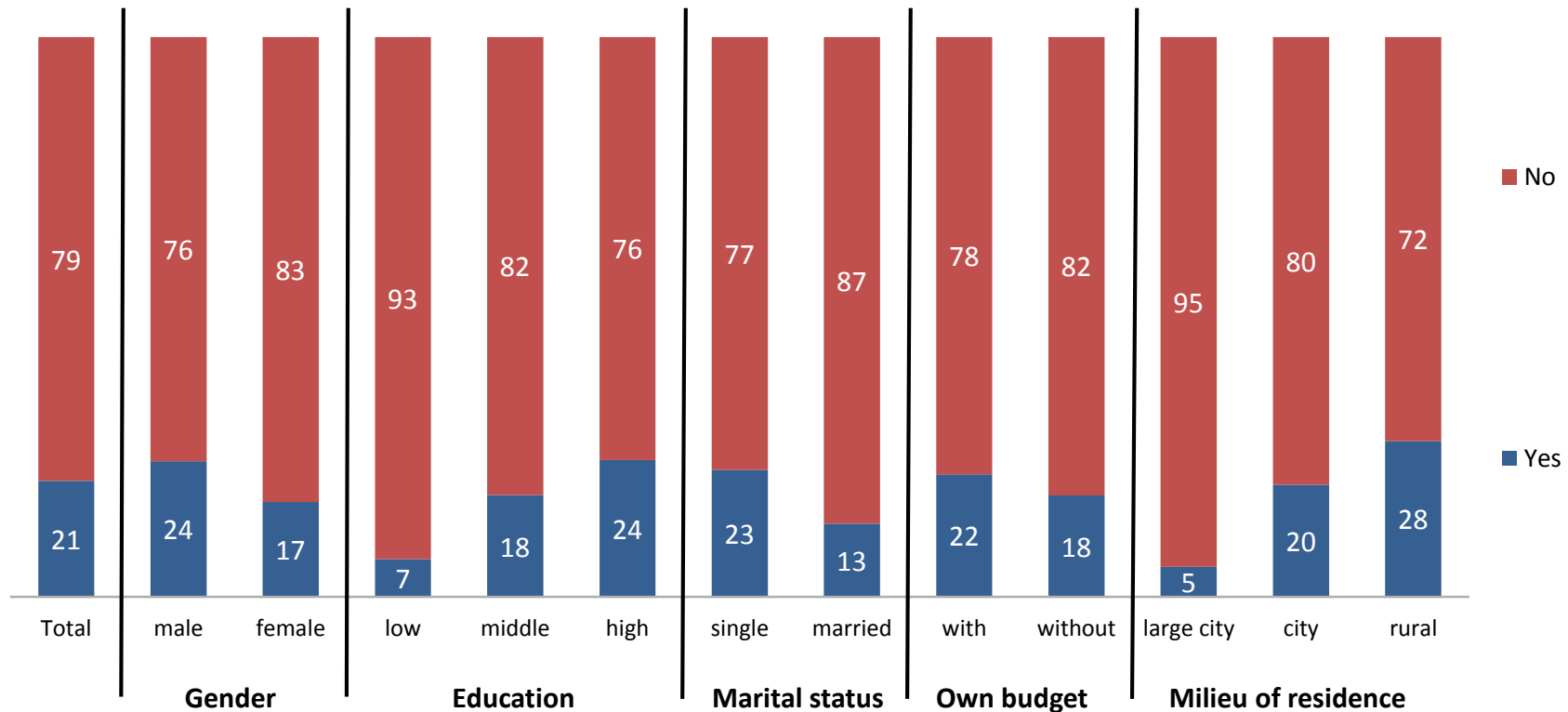
Lebanon: Number of animals owned

	Gender			Education			Marital status		Own budget		Milieu of residence		
	Total	male	female	low	middle	high	single	married	with	without	large city	city	rural
Sheep	12,2	4,8	20,7	0,5	9,5	15,6	13,5	8,4	14,5	2,1		8,4	18,2
Goats	0,3	0,4	0,3			0,5	0,4		0,4			0,2	0,5
Chicken	14,9	18,9	10,1	26,5	15,7	12,2	13,2	19,8	13,7	19,7		13,1	17,6
Cows	1,2	1,3	1,2	0,5		1,8	0,9	2,2	1,5				3,2
Horses	0,1		0,3			0,2	0,0	0,4	0,2			0,1	0,3
Donkeys	0,1		0,2			0,1	0,1		0,1			0,1	0,1
Mules													
Dromedaries, camels													
Water buffalos													
Rabbits	0,9	0,7	1,2			1,4	0,5	2,2	1,1				2,4
Pigeons	1,1		2,3			1,7		4,3	1,3				2,8
Other	0,0	0,1				0,1	0,0		0,0				0,1

Universe: National population, 16 to 30 years/ Basis: Respondents owning livestock (Q56)/Number on average /Attention: in part small number of cases

Q57: Can you please tell me how many animals you own?

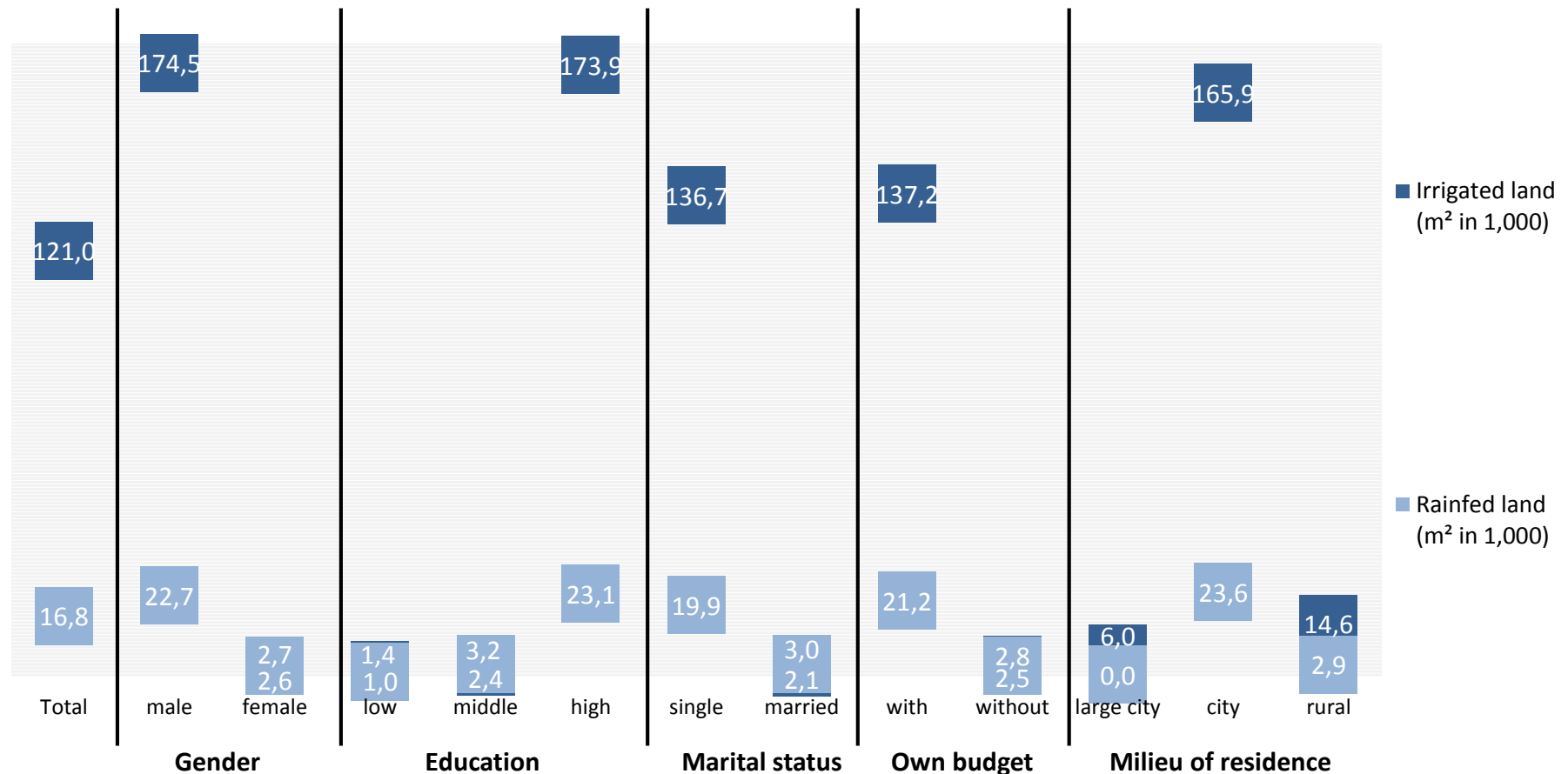
Lebanon: Agricultural land owned



Q58: Does your household own agricultural land?

Universe: National population, 16 to 30 years/
Values in percent

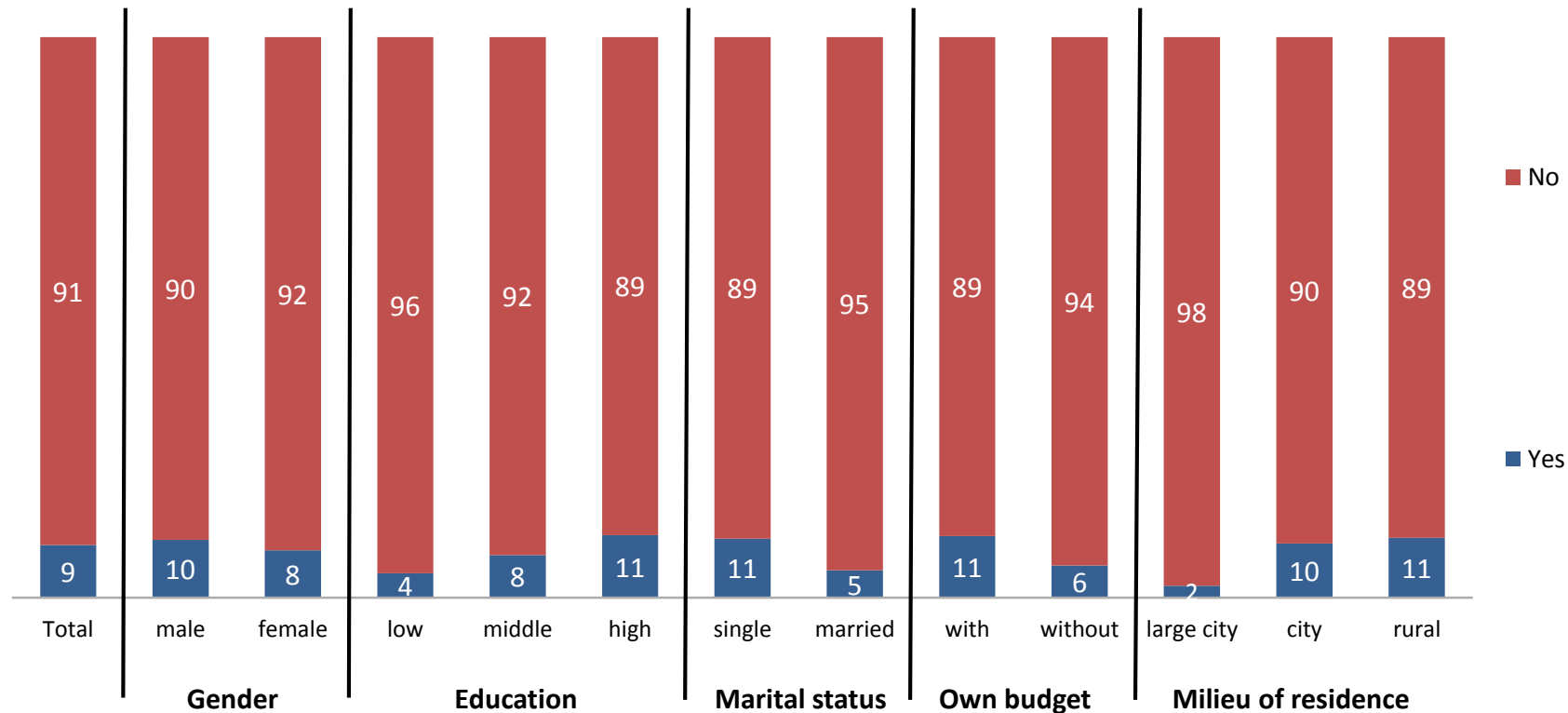
Lebanon: Size of agricultural land owned



Q59: Can you please tell me how much agricultural land you own?

Universe: National population, 16 to 30 years/
Basis: Respondents that own agricultural land (Q58)
Values in percent/ Attention: in part small number of cases

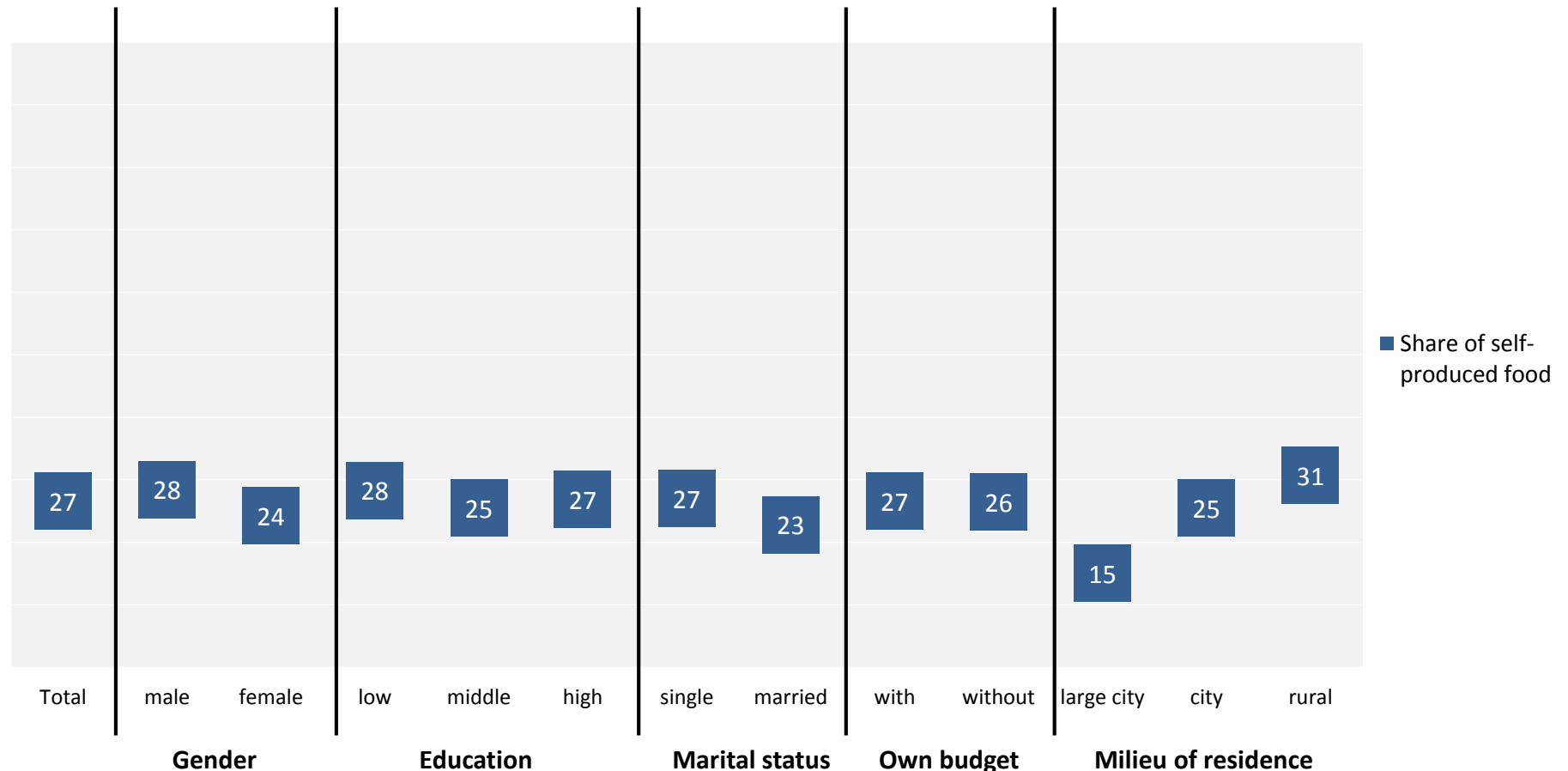
Lebanon: Producing food for own consumption



Q60: Does your household currently produce food for its own consumption?

Universe: National population, 16 to 30 years/
Values in percent

Lebanon: Self-produced food for consumption

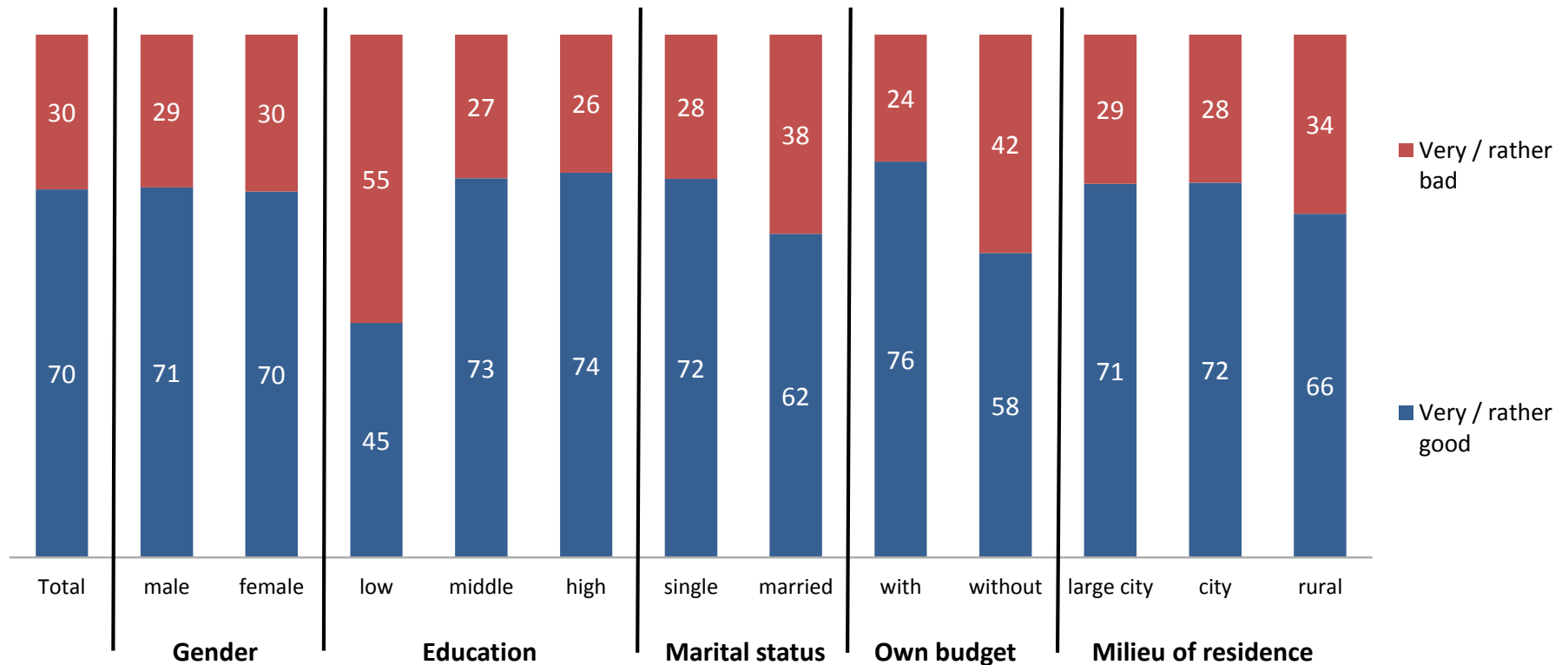


Q61: How large is its share, if you consider the total food expenditure?
Please give a rough estimate.

Universe: National population, 16 to 30 years/
Respondents living in household that produces own food (Q60)/
Values in percent

ECONOMY

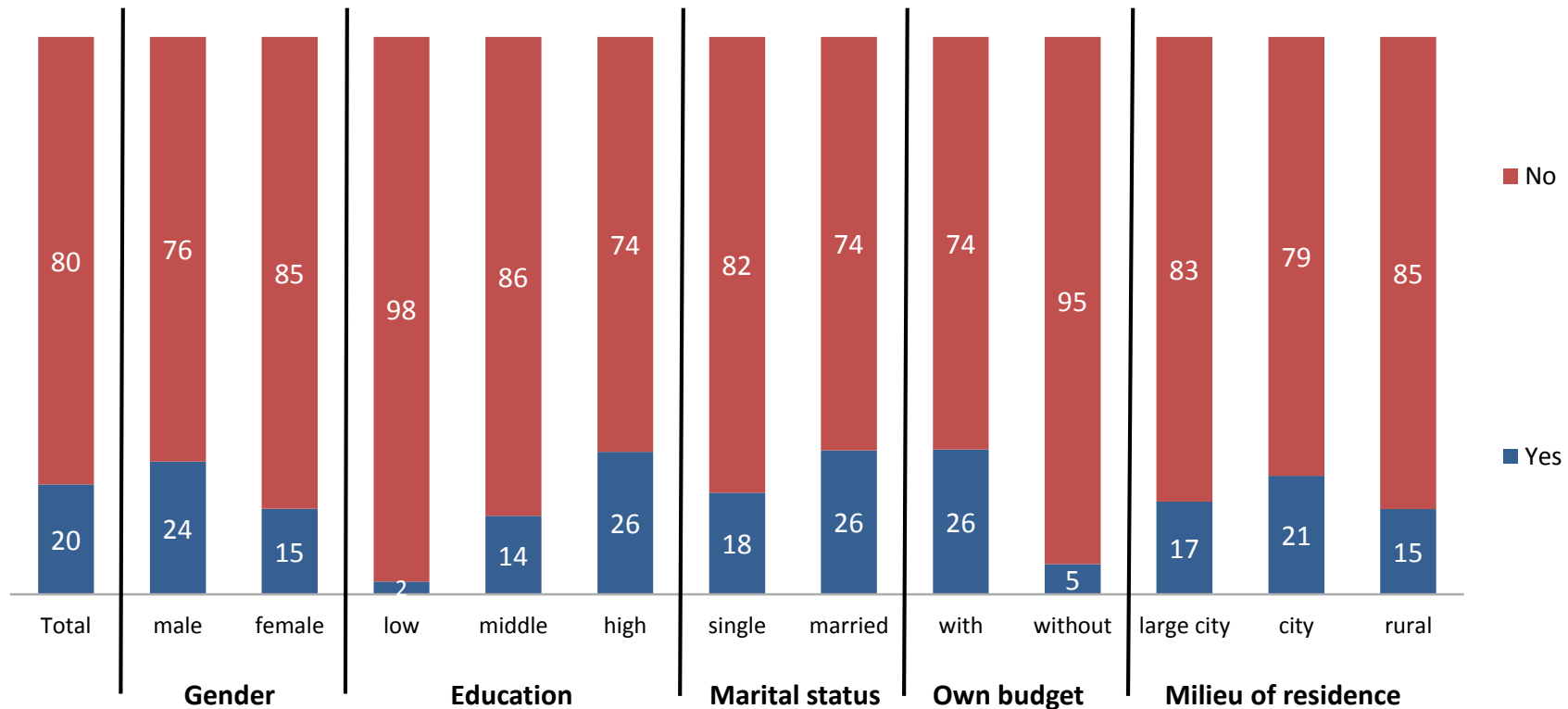
Lebanon: Personal economic situation today



Q62: How would you assess your personal economic situation today?

Universe: National population, 16 to 30 years/
Values in percent

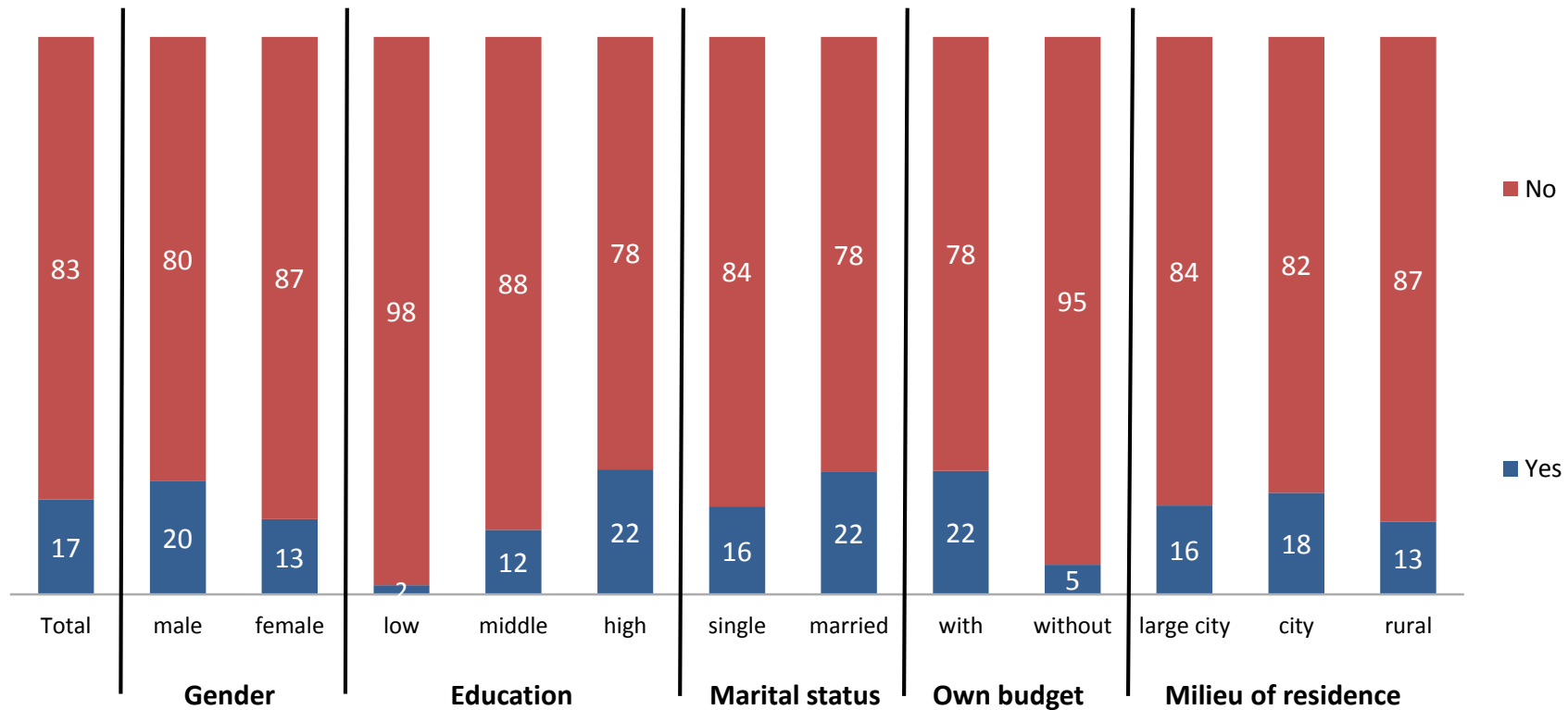
Lebanon: Own private bank or postal account



Q63: Do you possess a private bank or postal account?

Universe: National population, 16 to 30 years/
Values in percent

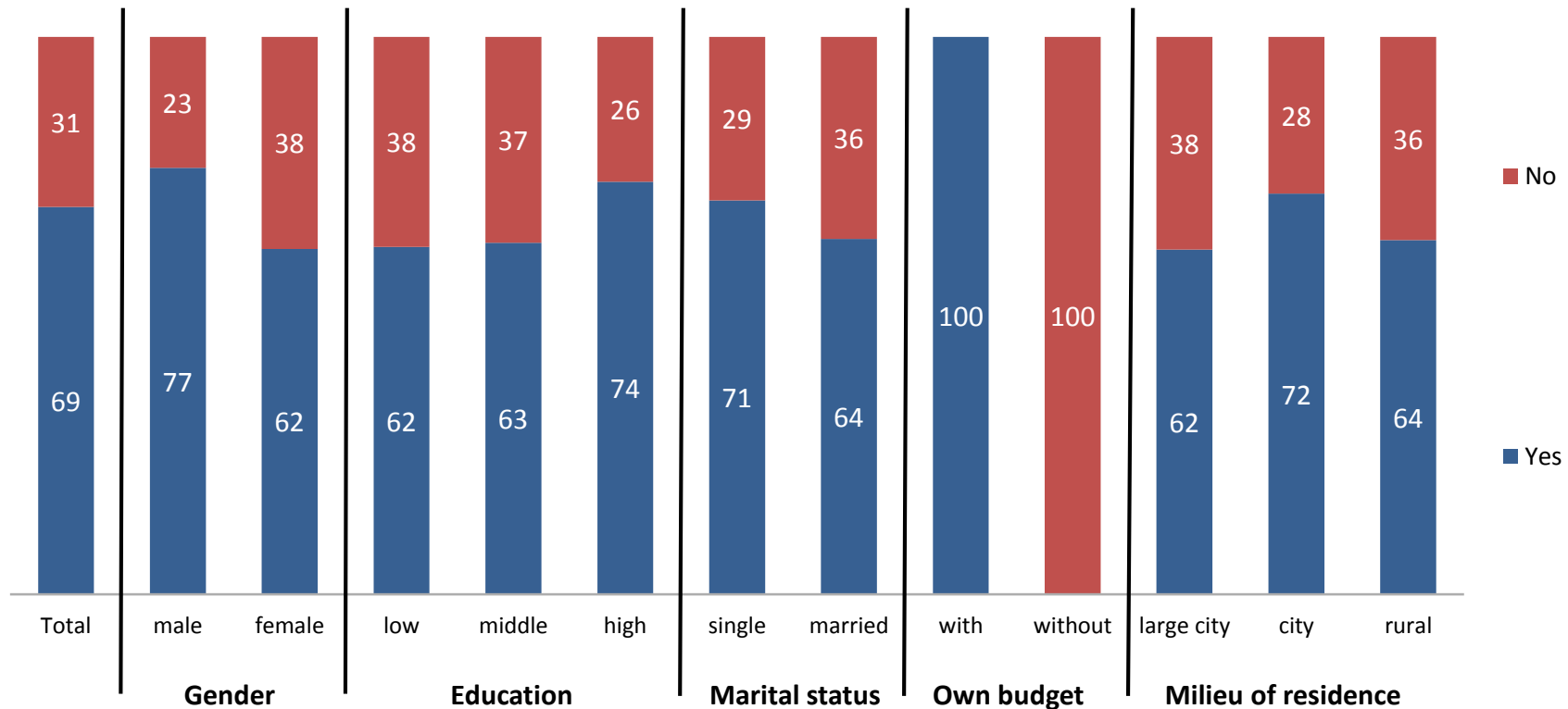
Lebanon: Own credit card



Q64: Do you possess a private credit card?

Universe: National population, 16 to 30 years/
Values in percent

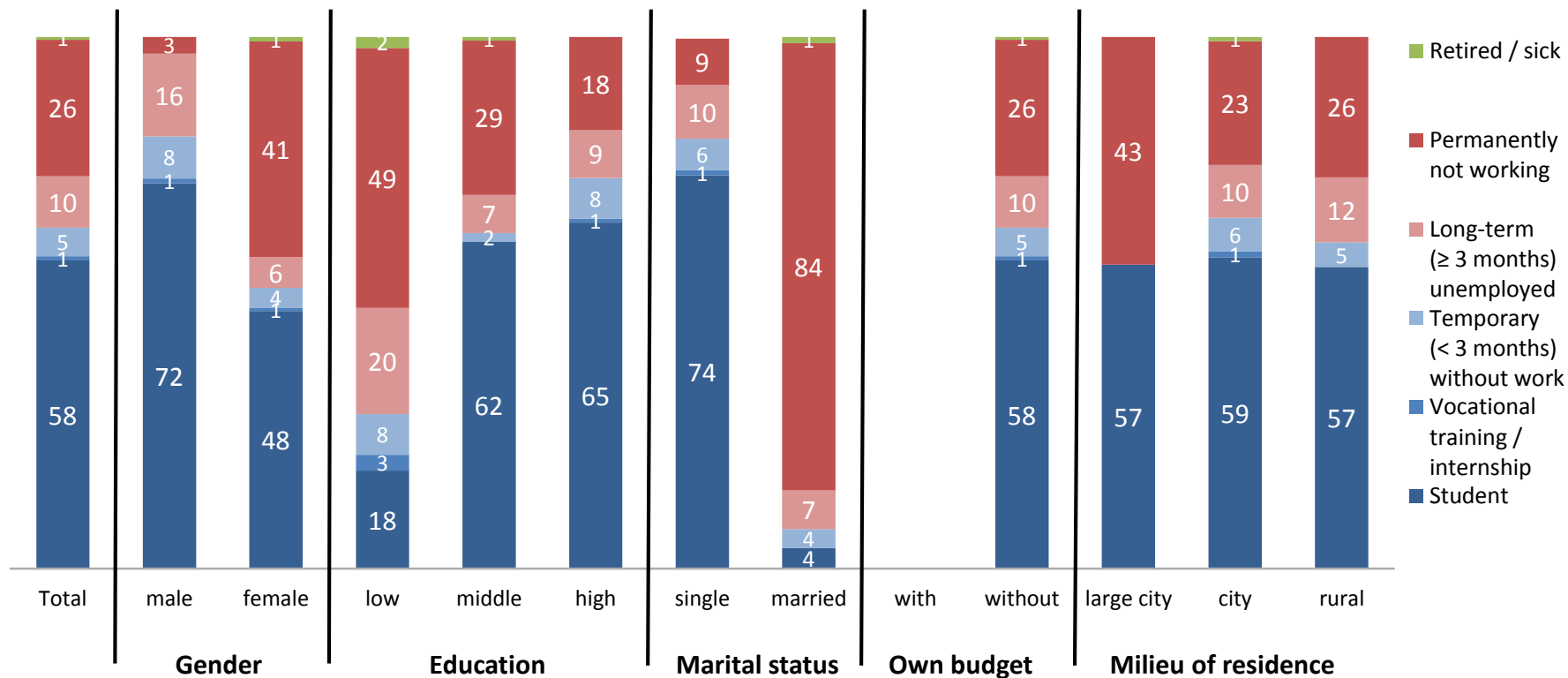
Lebanon: Availability of money



Q65: Do you personally have some money available, either from working, from your family or from other sources?

Universe: National population, 16 to 30 years/
Values in percent

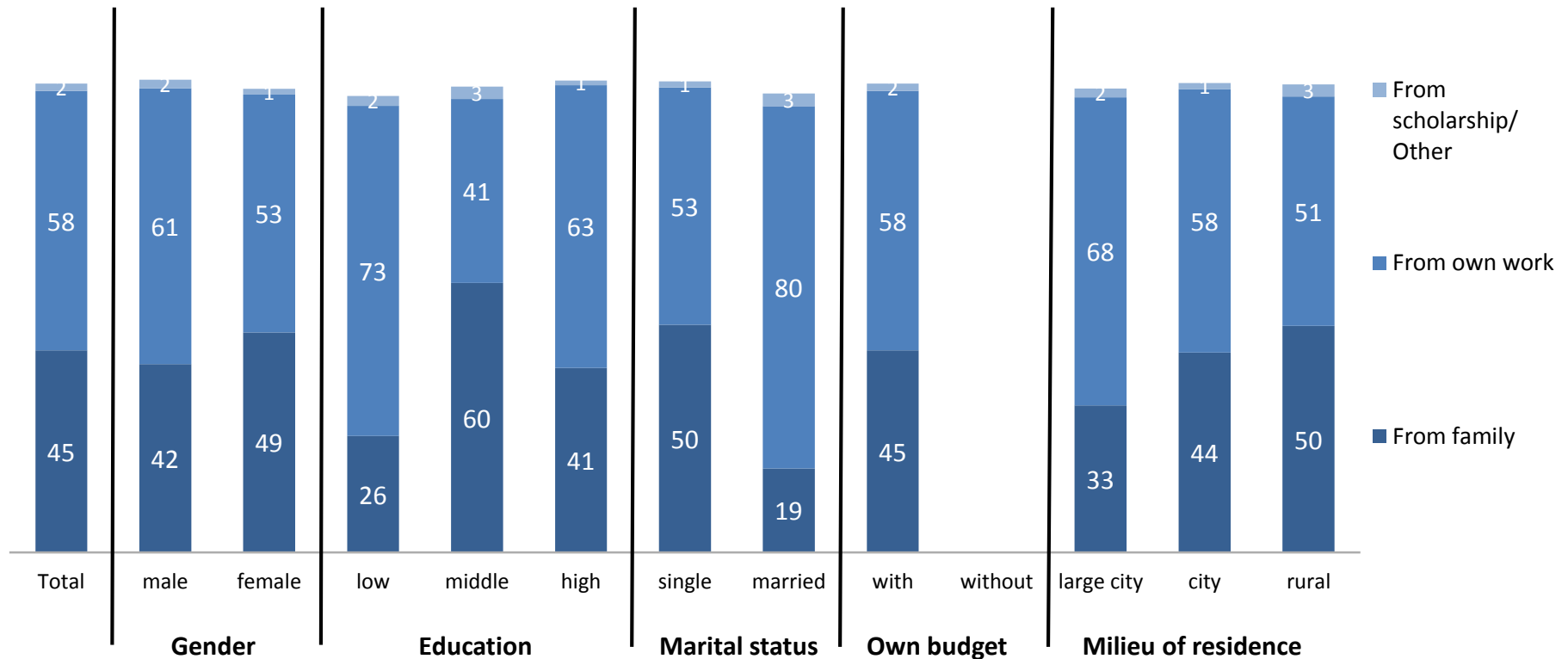
Lebanon: No money at disposal – current situation



Q66: If you do not have any money at your disposal, can you please indicate your situation?

Universe: National population, 16 to 30 years/
Basis: Respondents with no money available (Q65)/
Values in percent

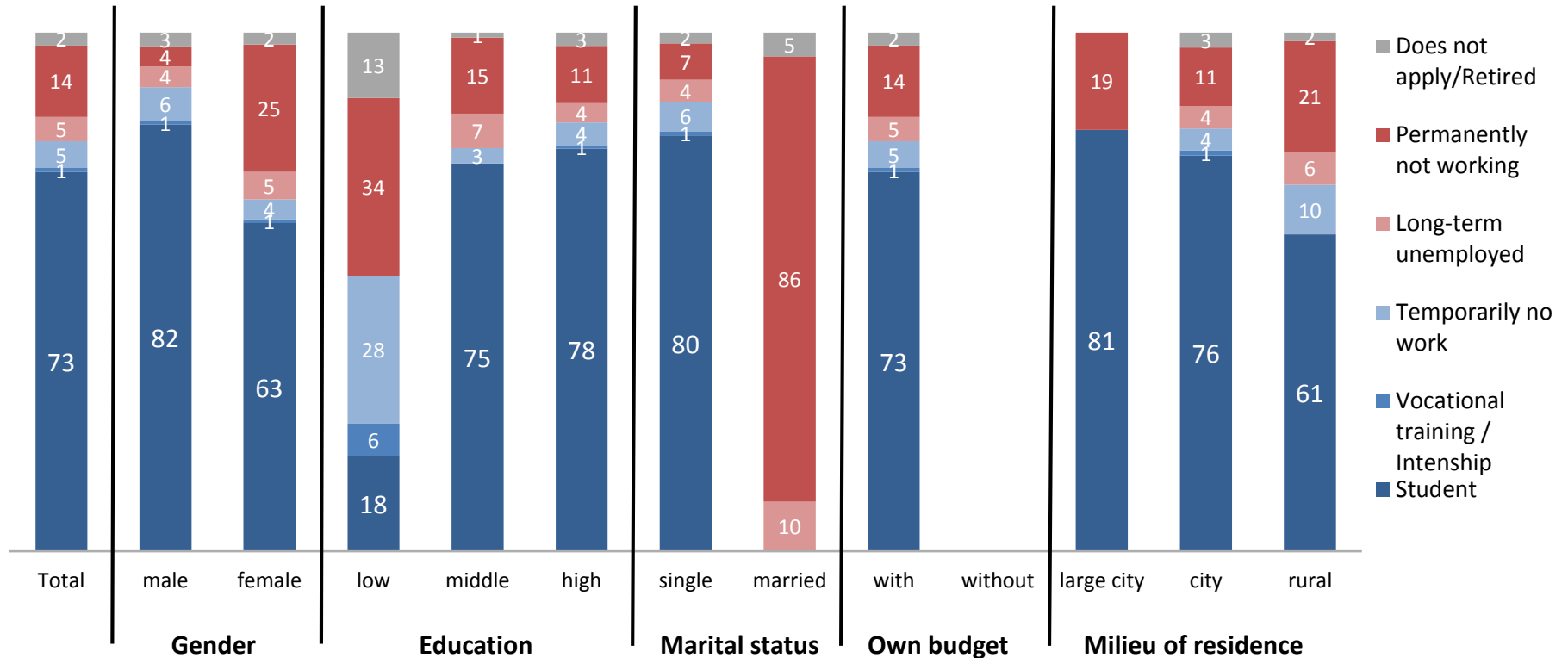
Lebanon: Sources of budget



Q67: What are the different sources of your budget?
Multiple answers possible

Universe: National population, 16 to 30 years/
Basis: Respondents with money available (Q65)/
Values in percent

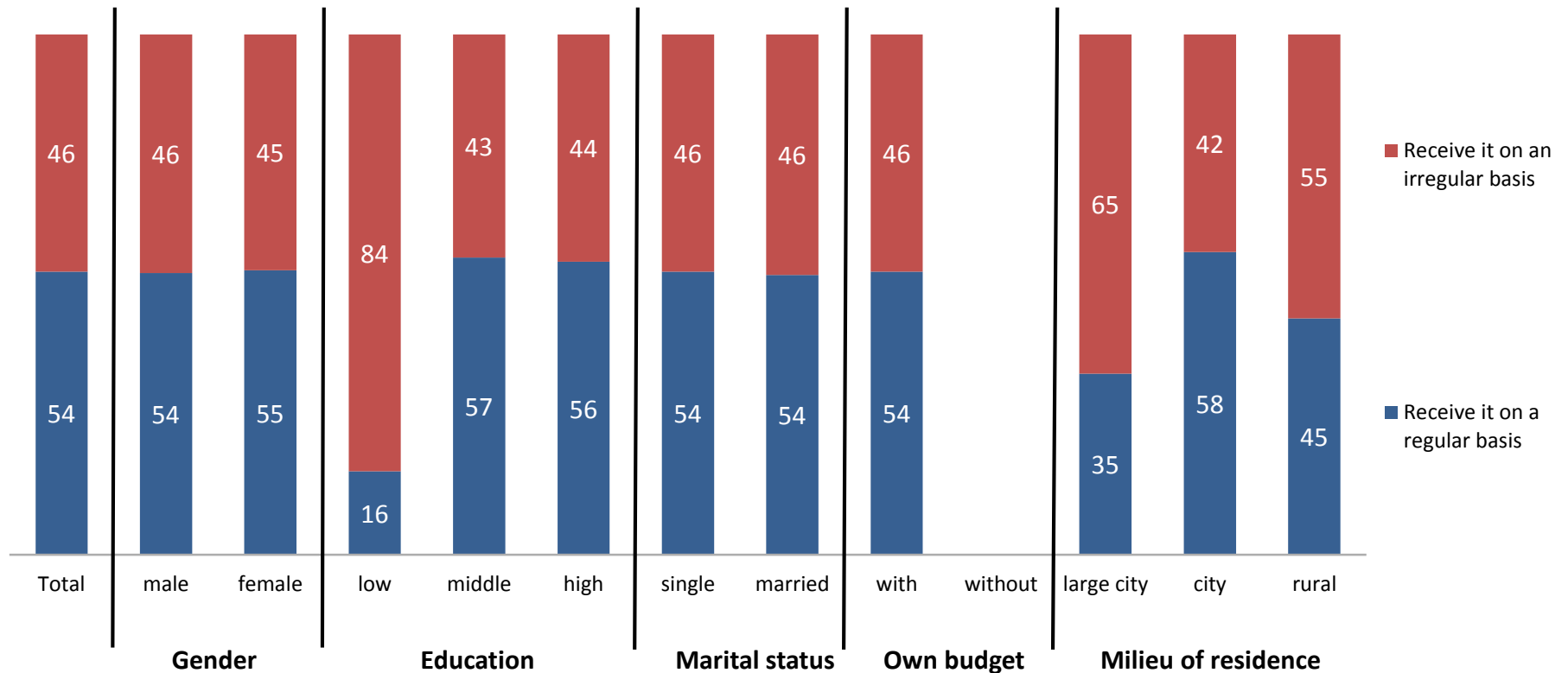
Lebanon: Reason for receiving transfers/ budget support



Q68: If the only source for your budget is your family or transfers from other persons / institutions, could you please describe your situation?

Universe: National population, 16 to 30 years/
Basis: Respondents with sources of budget not from own work (Q67)/
Values in percent

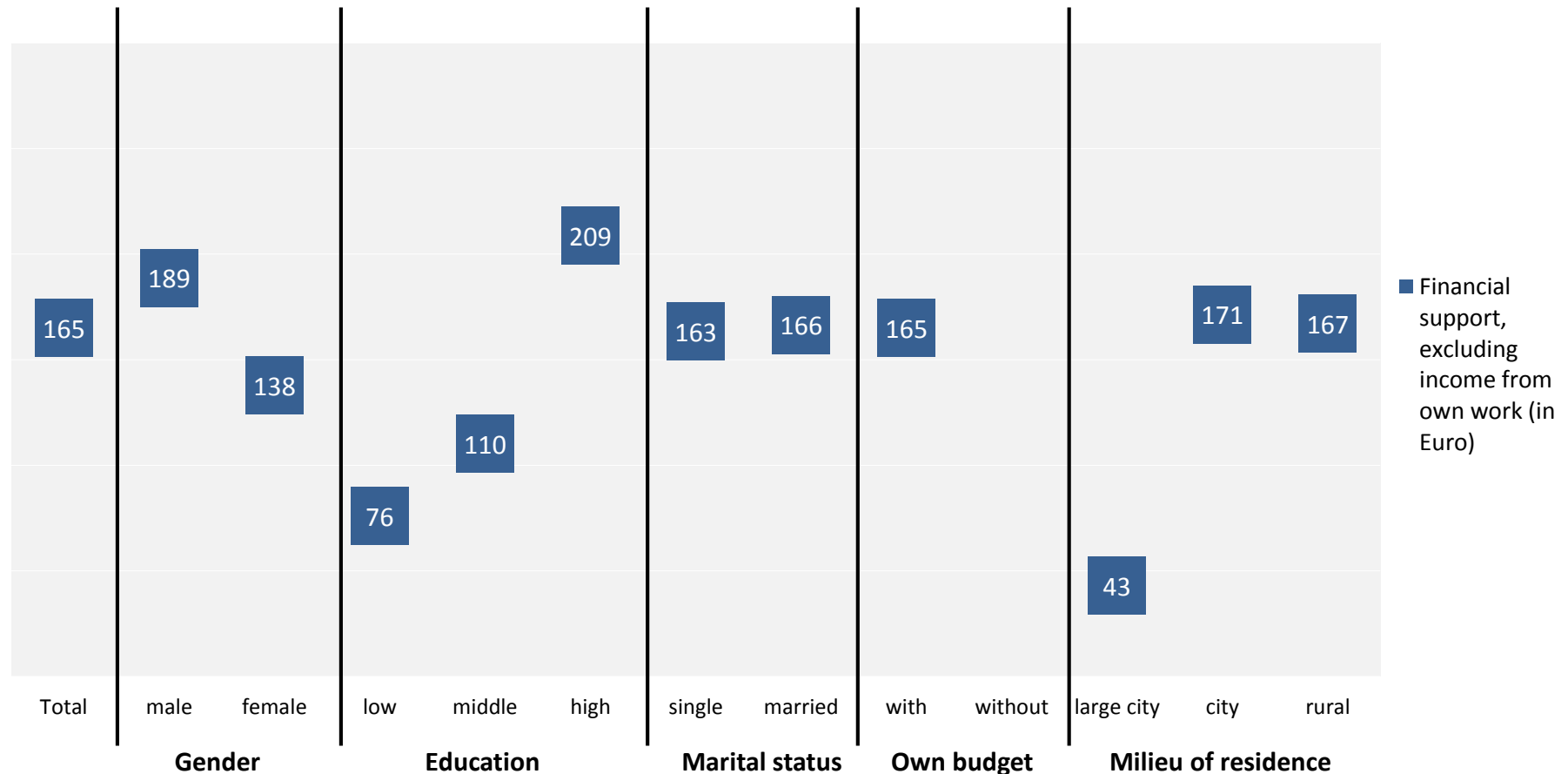
Lebanon: Regular or irregular financial support



Q69: You said you receive money from the family or from other sources (excluding income from your own work). Do you ...?

Universe: National population, 16 to 30 years/
Basis: Respondents with sources of budget (Q67)/
Values in percent

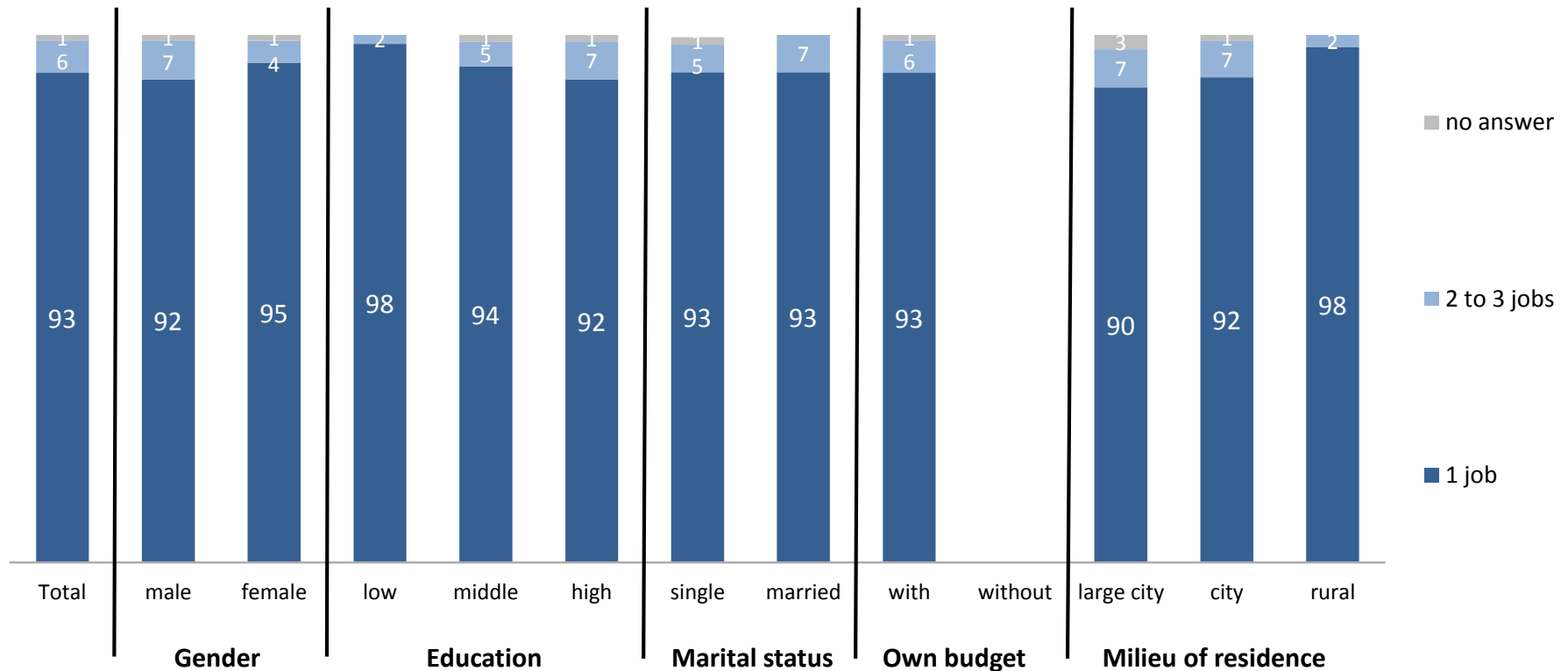
Lebanon: Amount of transfers / financial support



Q70: If you have to guess, how much money do you receive on average per month from your family or other sources (excluding income from your own work)?

Universe: National population, 16 to 30 years/
Basis: Respondents with sources of budget (Q67)/
Average values/ Attention: in part small number of cases

Lebanon: Current number of jobs



Q71: If you work for money: how many jobs do you have today?

Universe: National population, 16 to 30 years/
Basis: Respondents with income from own work (Q67)/
Values in percent

Lebanon: Different tasks and jobs

	Gender			Education			Marital status		Own budget		Milieu of residence		
	Total	male	female	low	middle	high	single	married	with	without	large city	city	rural
State employee	7	8	5		4	9	6	10	7		7	7	7
Employee (with insurance)	20	18	24	4	14	25	16	31	20		51	21	5
Worker (no insurance, but continuous employment)	22	16	30	38	27	17	24	14	22		10	24	14
Remunerated labourer as part of a family business	3	4	2	8	1	3	3	2	3			2	9
Self-employed with higher education (medical doctor, lawyer etc.)	4	4	3		2	5	4	4	4			3	9
Self-employed without higher education (trade, commerce, industry, etc.)	17	21	11	18	20	16	17	16	17		23	15	21
Self-employed in agriculture	1	1	1		2	1	1	1	1			1	
Self-employed in service sector (continuous work, unstable income)	24	27	21	22	25	25	24	25	24		12	23	34
Day labourer (unstable employment, unstable income)	5	5	5	12	5	4	5	4	5		4	5	4
Retired	1	1	1		2	0	1		1			0	2
Other	4	5	2		3	5	5	3	4			5	2

Universe: National population, 16 to 30 years/

Q72: What kind of different tasks/jobs are you doing?

Basis: Respondents with income from own work (Q67)/ Values in percent

Lebanon: Jobs most important for income

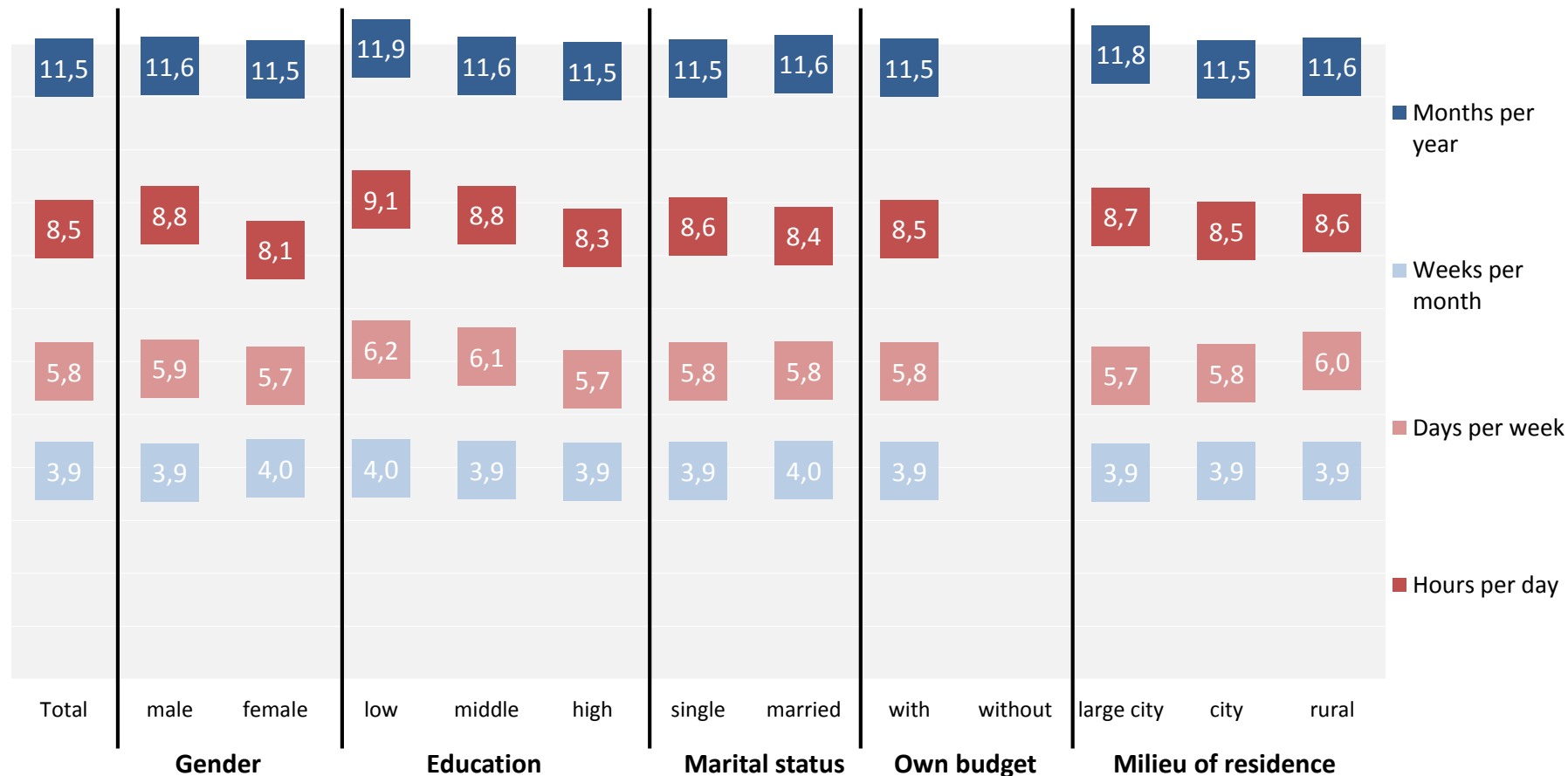
	Gender			Education			Marital status		Own budget		Milieu of residence		
	Total	male	female	low	middle	high	single	married	with	without	large city	city	rural
State employee	6	7	5		4	8	6	9	6		7	7	5
Employee (with insurance)	20	18	23	4	14	24	16	30	20		51	20	5
Worker (no insurance, but continuous employment)	20	14	30	38	25	16	24	10	20		7	23	13
Remunerated labourer as part of a family business	3	3	2	8	1	3	3	2	3			2	9
Self-employed with higher education (medical doctor, lawyer etc.)	4	4	3		2	5	4	4	4			3	9
Self-employed without higher education (trade, commerce, industry, etc.)	16	19	11	18	18	14	16	15	16		19	14	19
Self-employed in agriculture	1	1	1		2	1	1	1	1			1	
Self-employed in service sector (continuous work, unstable income)	23	25	20	21	25	23	23	24	23		12	22	33
Day labourer (unstable employment, unstable income)	5	5	4	12	5	3	5	4	5		4	5	4
Retired	0		1			0	0		0			0	
Other	2	3	1		3	2	3	1	2			3	2

Q73: Please rank these jobs concerning your income from most important (1) to least important (3)?

Universe: National population, 16 to 30 years/

Basis: Respondents with income from own work (Q67)/ Q73 rank "1"/ Values in percent

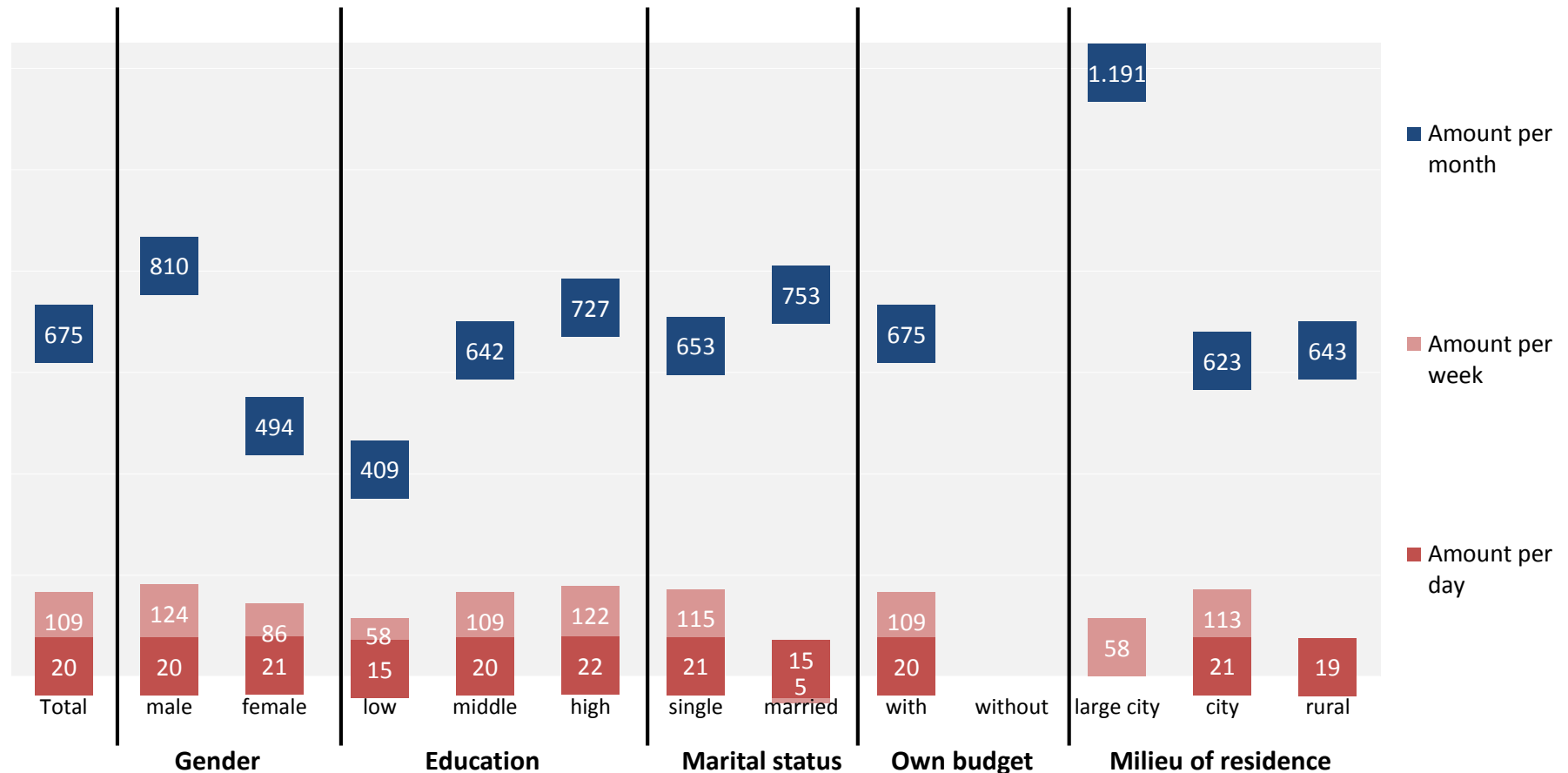
Lebanon: Frequency of work – most important job



Q74: Frequency of work: Please tell me how many ... you are working.

Universe: National population, 16 to 30 years/
Basis: Respondents with income from own work (Q67)/
Values in percent

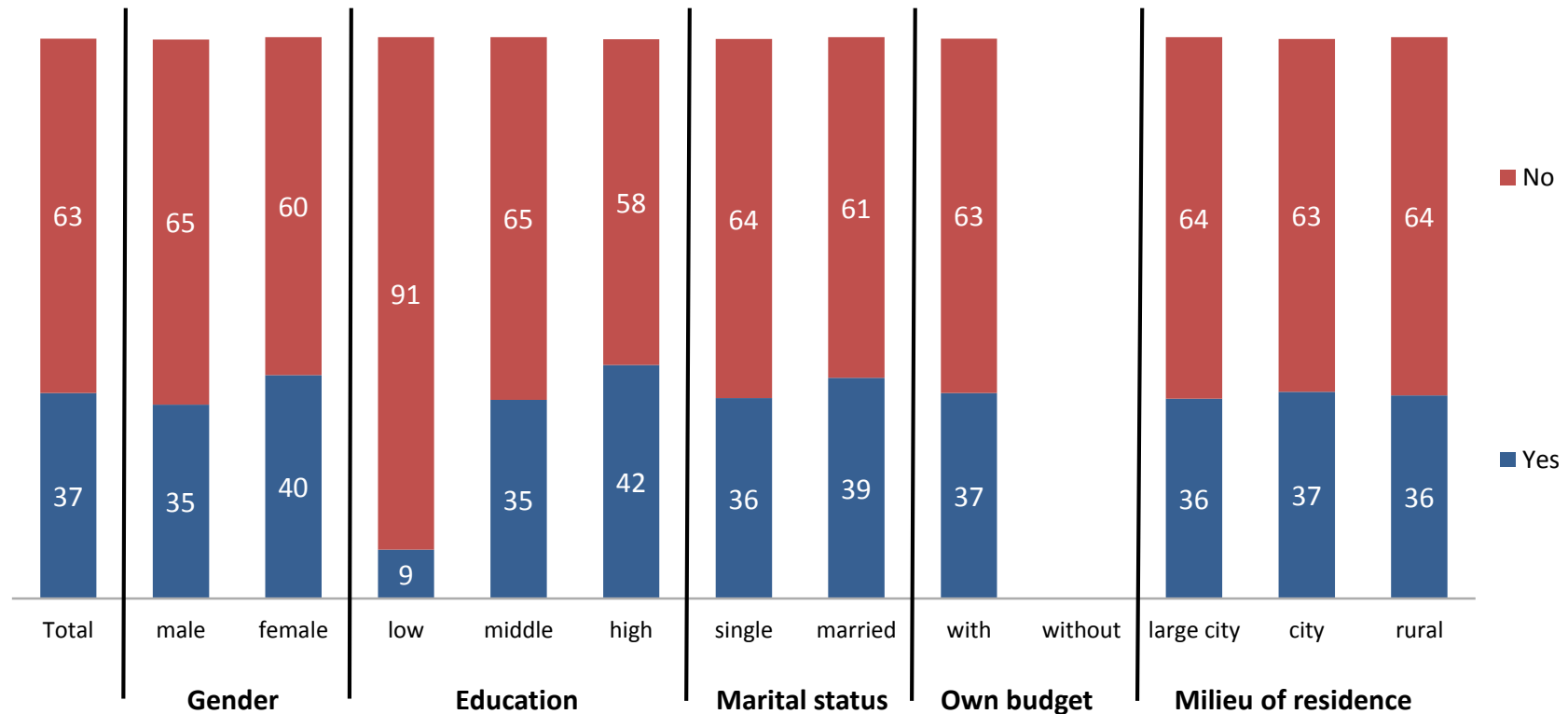
Lebanon: Income - most important job (in Euro)



Q75: And how much are you paid per job? (Only one answer per job)

Universe: National population, 16 to 30 years/
Basis: Respondents with income from own work (Q67)/
Average Values/ Attention: in part small number of cases

Lebanon: Sickness payment - most important job



Q76: Do you receive continuous payment in case of sickness? (Answer for each job)

Universe: National population, 16 to 30 years/
Basis: Respondents with income from own work (Q67)/
Values in percent

Lebanon: Information about most important job

	Gender			Education			Marital status		Own budget		Milieu of residence		
	Total	male	female	low	middle	high	single	married	with	without	large city	city	rural
Friends informed me about this job	35	34	35	40	38	33	36	32	35		45	36	23
Via Internet	3	3	4		2	4	4	2	3		4	3	4
Somebody from my family informed me	31	36	24	39	33	30	33	26	31		32	29	42
I read an advertisement	2	1	3	2	5	1	2	3	2		3	2	
Via a private employment agency	0	0	1			1	0	1	0			0	1
A public institution (e.g. employment office) informed me	2	2	2		1	3	2	3	2			2	2
Other	26	24	30	19	22	29	24	34	26		16	27	28

Q77: How did you find out about your most important job?

Universe: National population, 16 to 30 years/

Basis: Respondents with income from own work (Q67)/ Values in percent

Lebanon: Reasons for choosing the job

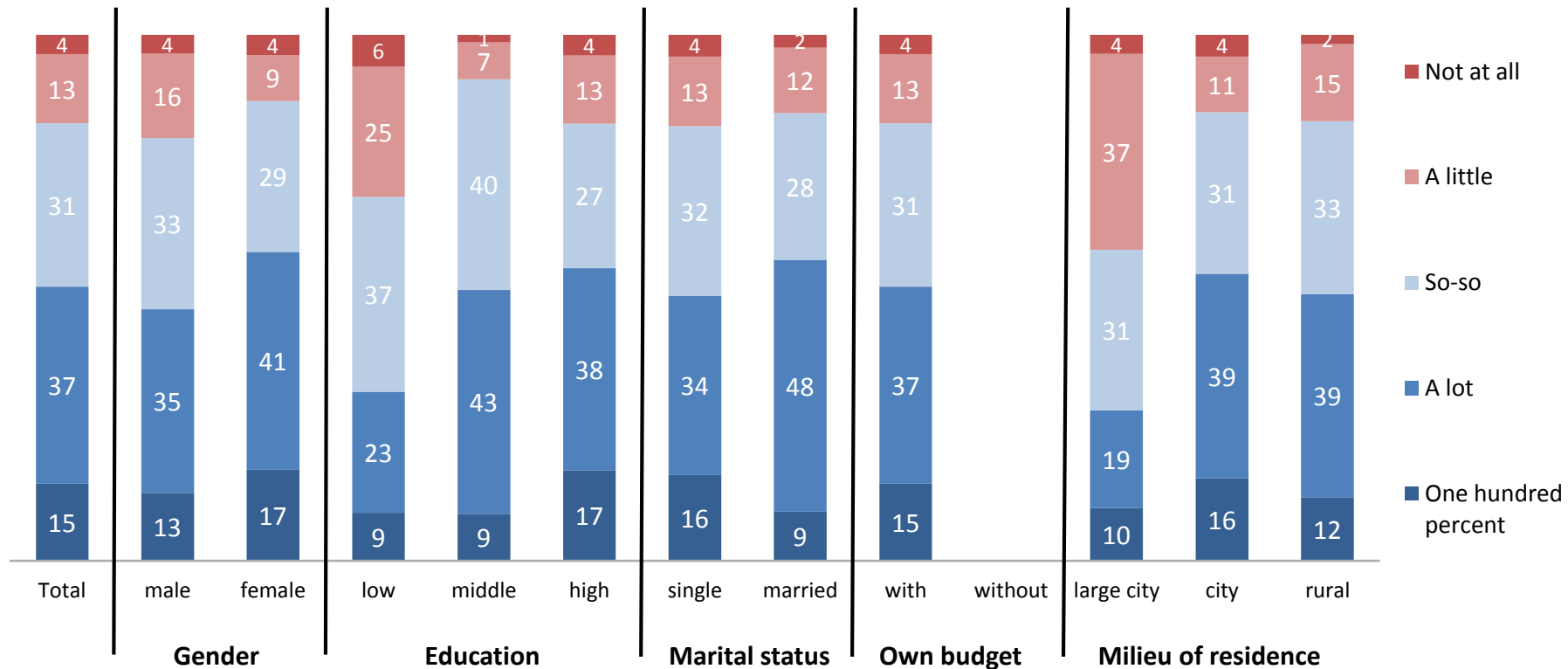
	Gender			Education			Marital status		Own budget		Milieu of residence		
	Total	male	female	low	middle	high	single	married	with	without	large city	city	rural
I had no other option	44	43	45	61	47	40	46	38	44		54	42	48
It is the only work I know how to do	24	26	20	49	30	18	22	29	24		37	22	26
It is a secure job	55	49	63	55	59	53	53	58	55		36	55	60
It is a business that belongs to my family	18	21	14	25	17	17	18	18	18		8	16	32
My boss is from the same area	20	18	22	26	24	18	22	14	20		5	20	28
It's nicely paid	29	30	27	23	32	28	29	28	29		22	27	39
It's work that is socially well accepted	50	45	58	34	53	52	49	54	50		38	50	56
I can engage with friends and colleagues	45	43	48	35	49	46	47	41	45		40	45	50
I can learn a lot	46	43	50	36	47	47	47	44	46		48	47	42
I have the option to upgrade my position	44	43	47	26	47	46	44	44	44		43	46	37

Universe: National population, 16 to 30 years/

Q78: Concerning this work, what are the reasons you are engaging in it?

Basis: Respondents with income from own work (Q67)/ Values in percent "true"

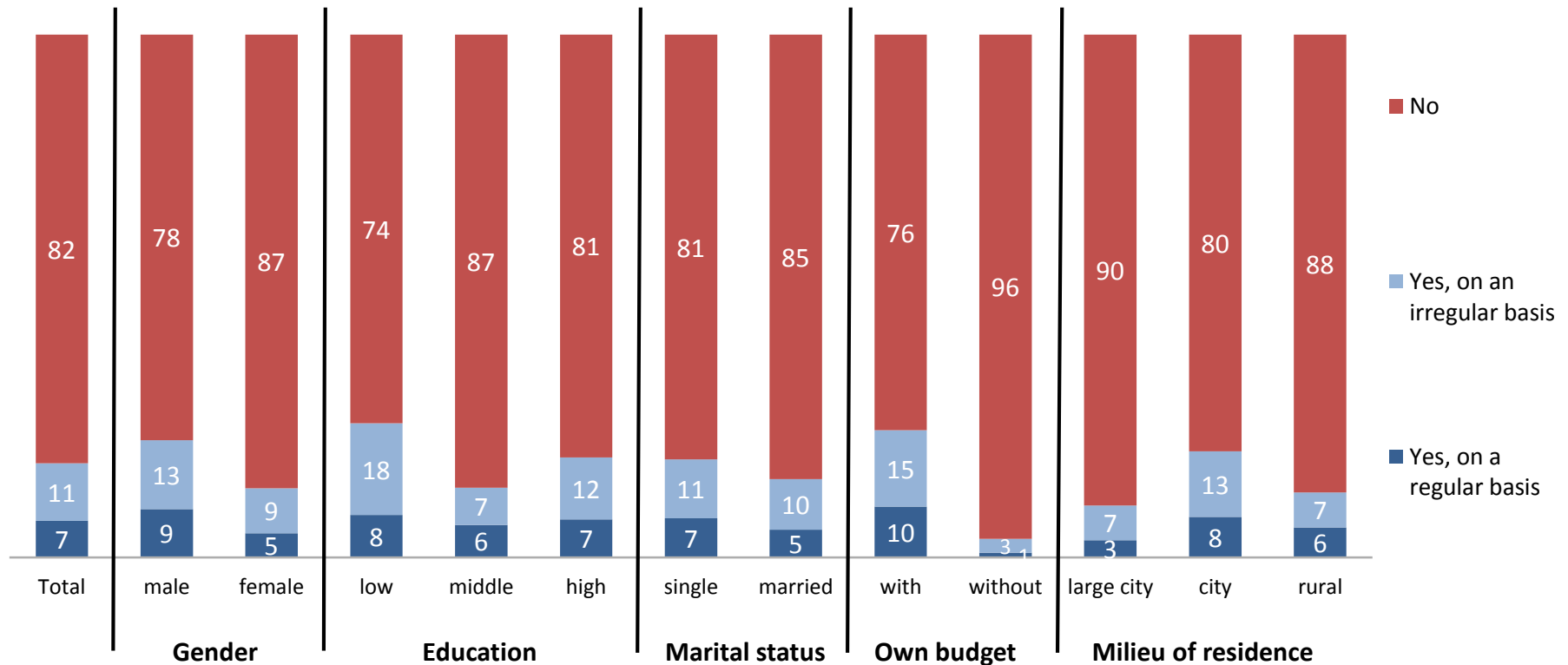
Lebanon: Satisfaction with job



Q79: Do you like this work?

Universe: National population, 16 to 30 years/
Basis: Respondents with income from own work (Q67)/
Values in percent

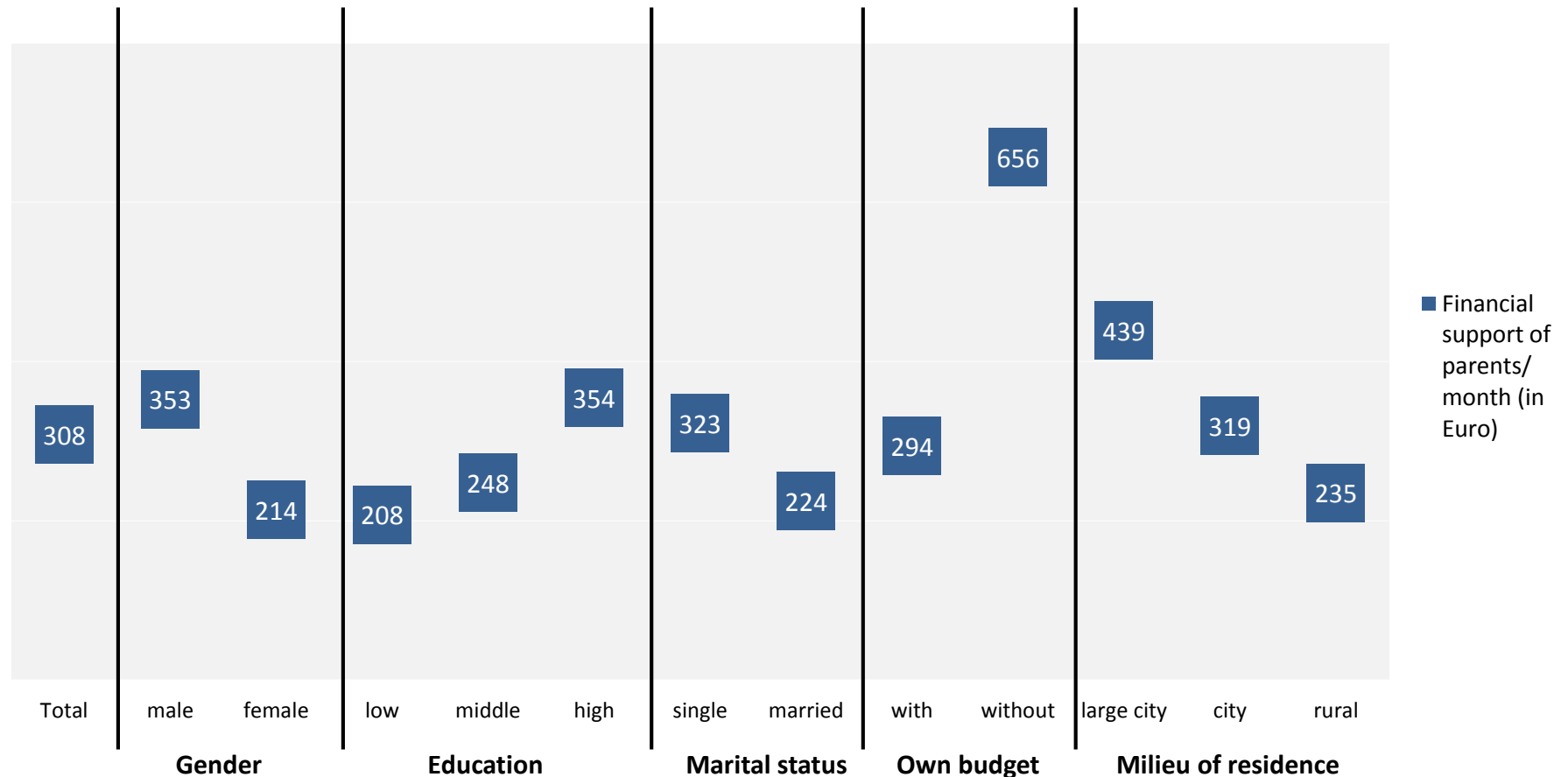
Lebanon: Support parents financially



Q80: Do you support your parents financially? If yes, is that on an irregular or regular basis?

Universe: National population, 16 to 30 years/
Values in percent

Lebanon: Support parents financially



Q81: How much money per month do you support your parents with?

Universe: National population, 16 to 30 years/
Basis: Respondents supporting their parents financially (Q80)/
Values in percent/ Attention: in part small number of cases

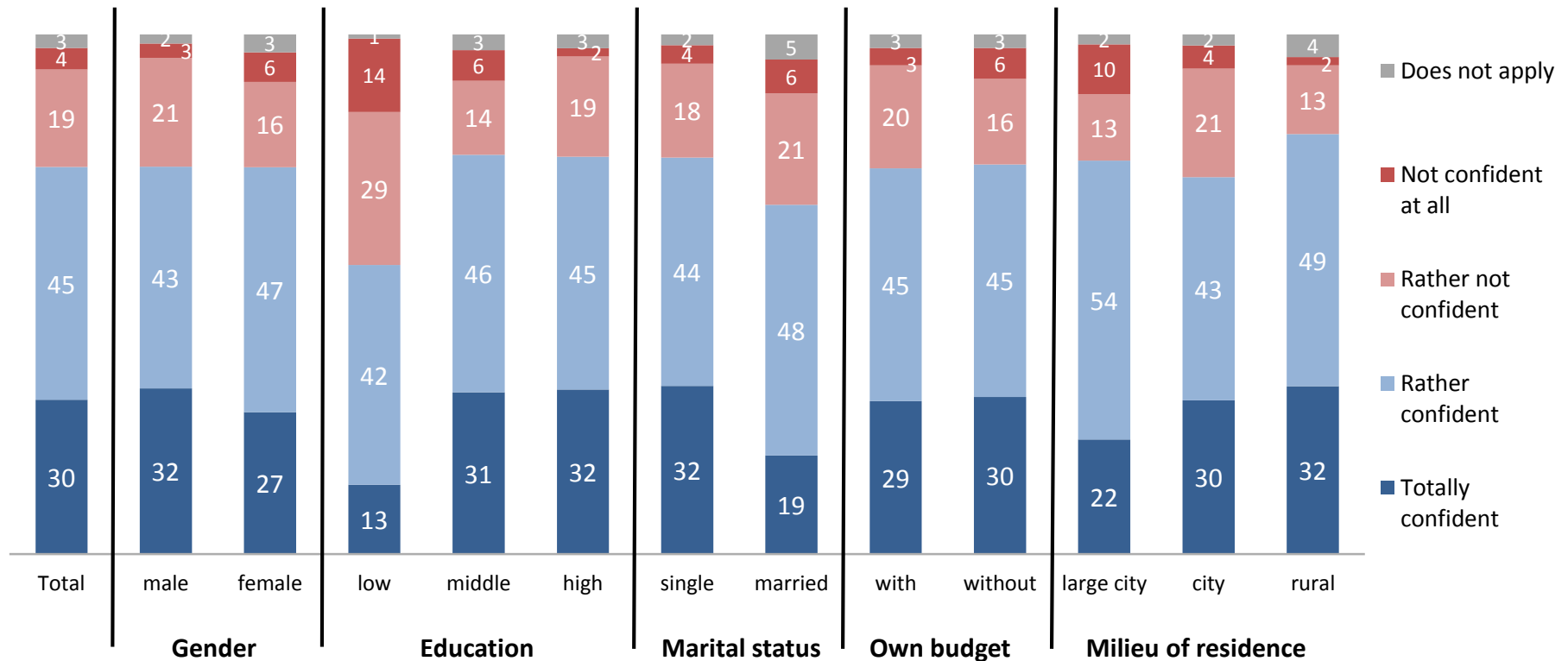
Lebanon: Employment situation

	Gender			Education			Marital status		Own budget		Milieu of residence		
	Total	male	female	low	middle	high	single	married	with	without	large city	city	rural
Earning a high income	72	72	71	70	73	72	73	67	73	69	62	73	70
Options to upgrade my position	70	69	70	65	68	71	70	65	71	65	62	72	64
A secure job	69	67	71	60	71	69	70	66	71	63	59	71	64
Having a lot of contacts with other people	57	57	57	46	58	59	59	49	59	53	45	58	56
The feeling of achieving something	63	62	65	52	65	65	65	55	66	58	49	67	55
The feeling of being accepted	57	56	58	58	57	56	58	51	59	52	34	60	54
The possibility to support others	55	53	58	47	56	57	57	49	56	54	31	60	48
The possibility of implementing own ideas	64	63	65	53	65	65	66	56	65	60	45	67	58
Doing something useful for society	58	55	61	45	60	59	59	56	58	59	42	61	52
The possibility of doing something that makes sense to me	65	61	69	53	69	64	66	57	67	60	52	67	59
A job that allows for enough leisure time	57	55	59	46	58	58	58	52	58	54	37	58	59

Q82: How should an employment situation and your job be in order for you to be satisfied?

Universe: National population, 16 to 30 years/
Values in percent "very important"

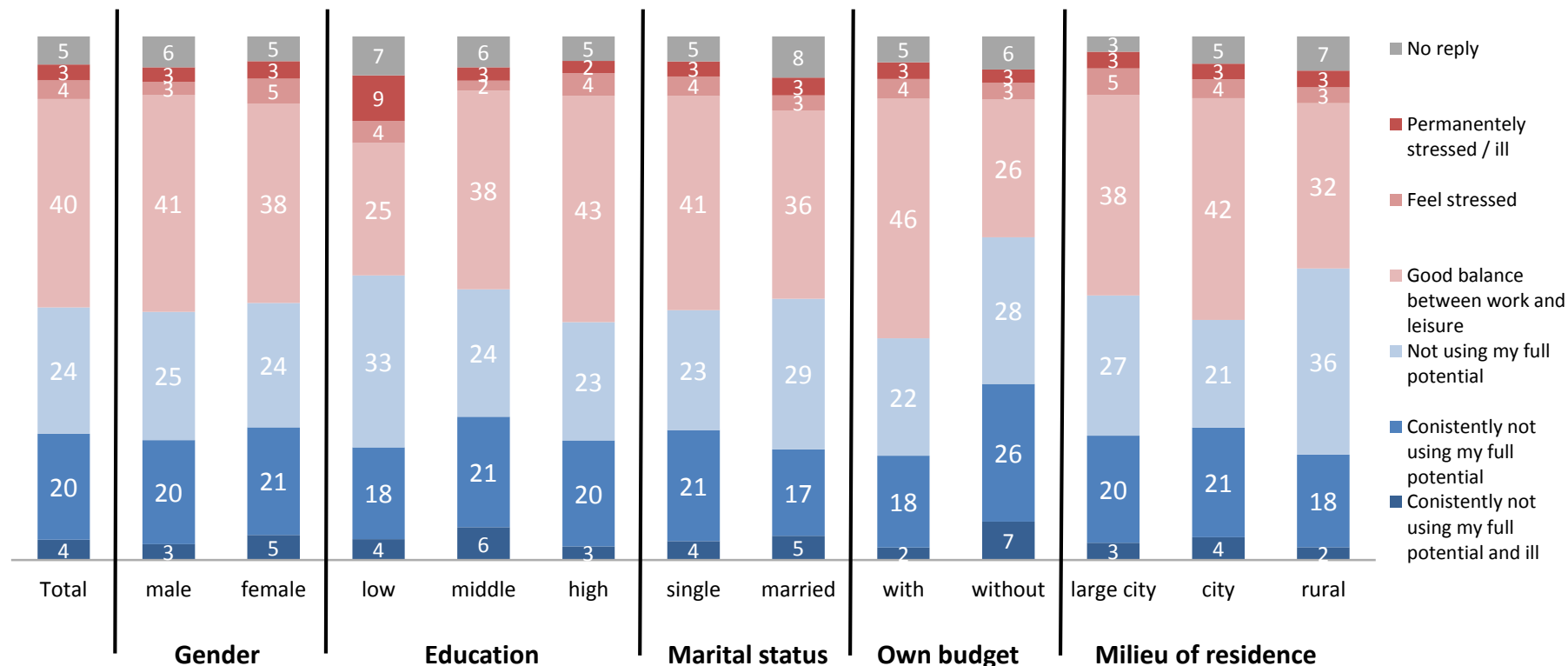
Lebanon: Confidence in realizing job wishes



Q83: How confident are you about the possibility of realising your wishes concerning your job?

Universe: National population, 16 to 30 years/
Values in percent

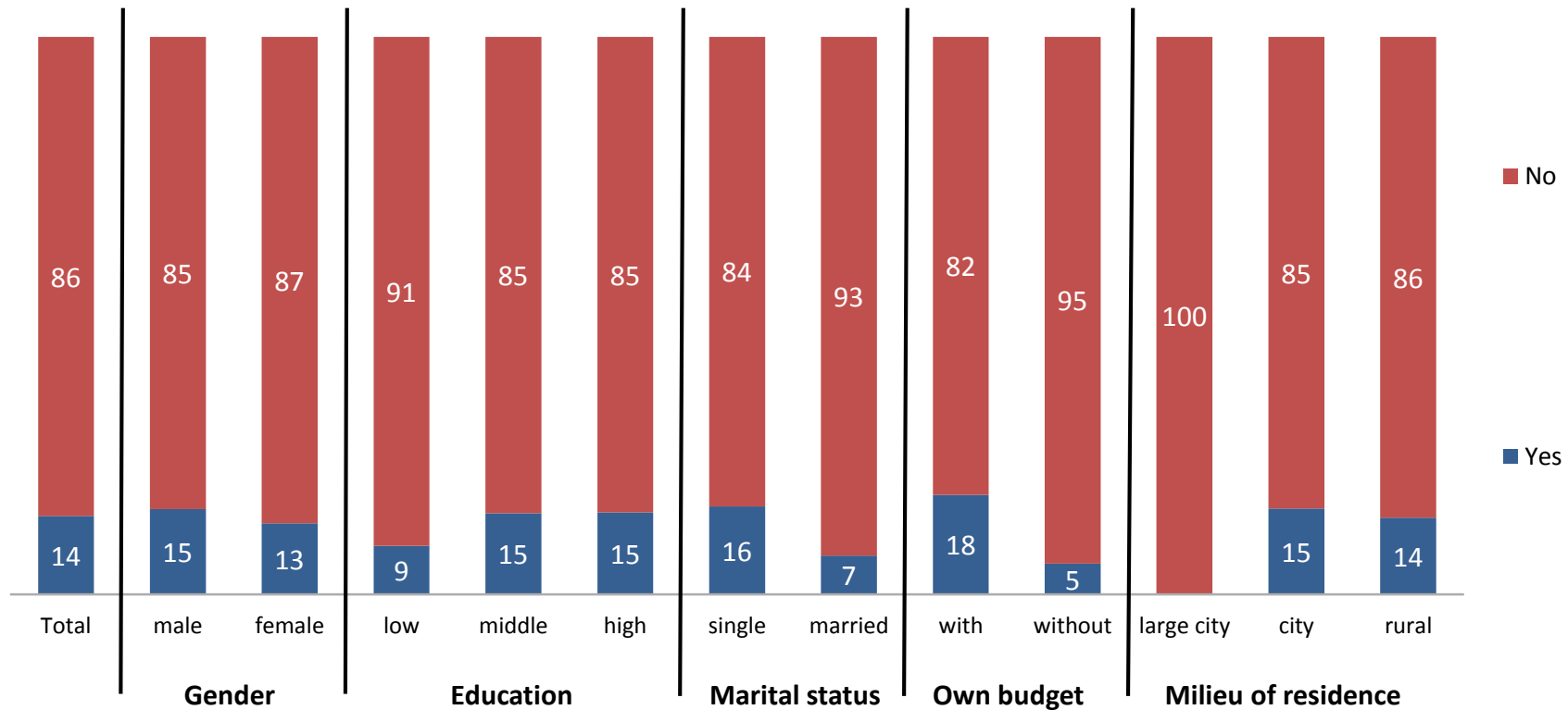
Lebanon: Performance level



Q84: Are you already at the maximum of your performance concerning your studies, your work, or your daily affairs? What describes your situation best?

Universe: National population, 16 to 30 years/
Values in percent

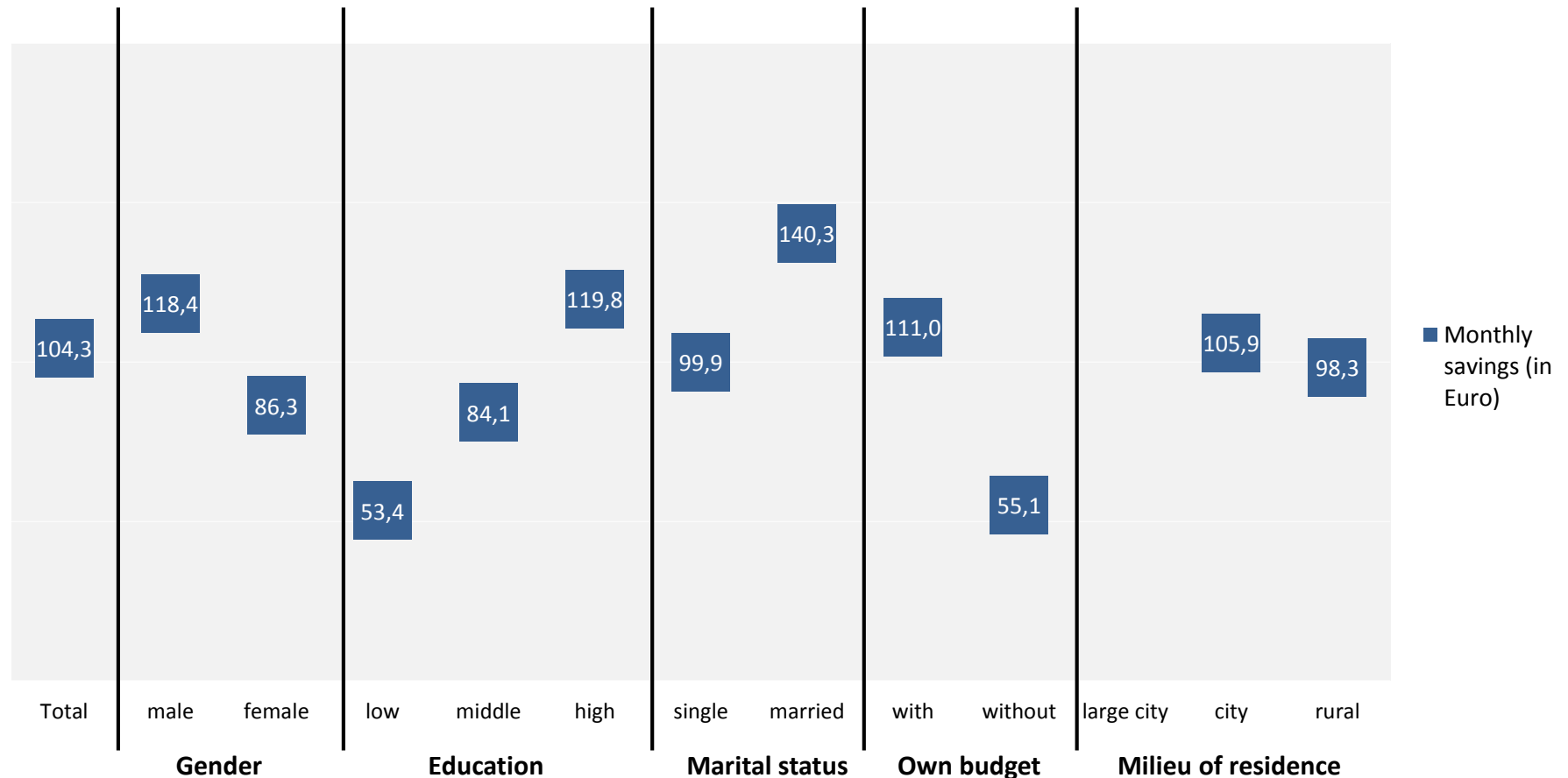
Lebanon: Savings



Q85: Are you in a position to save money?

Universe: National population, 16 to 30 years/
Values in percent

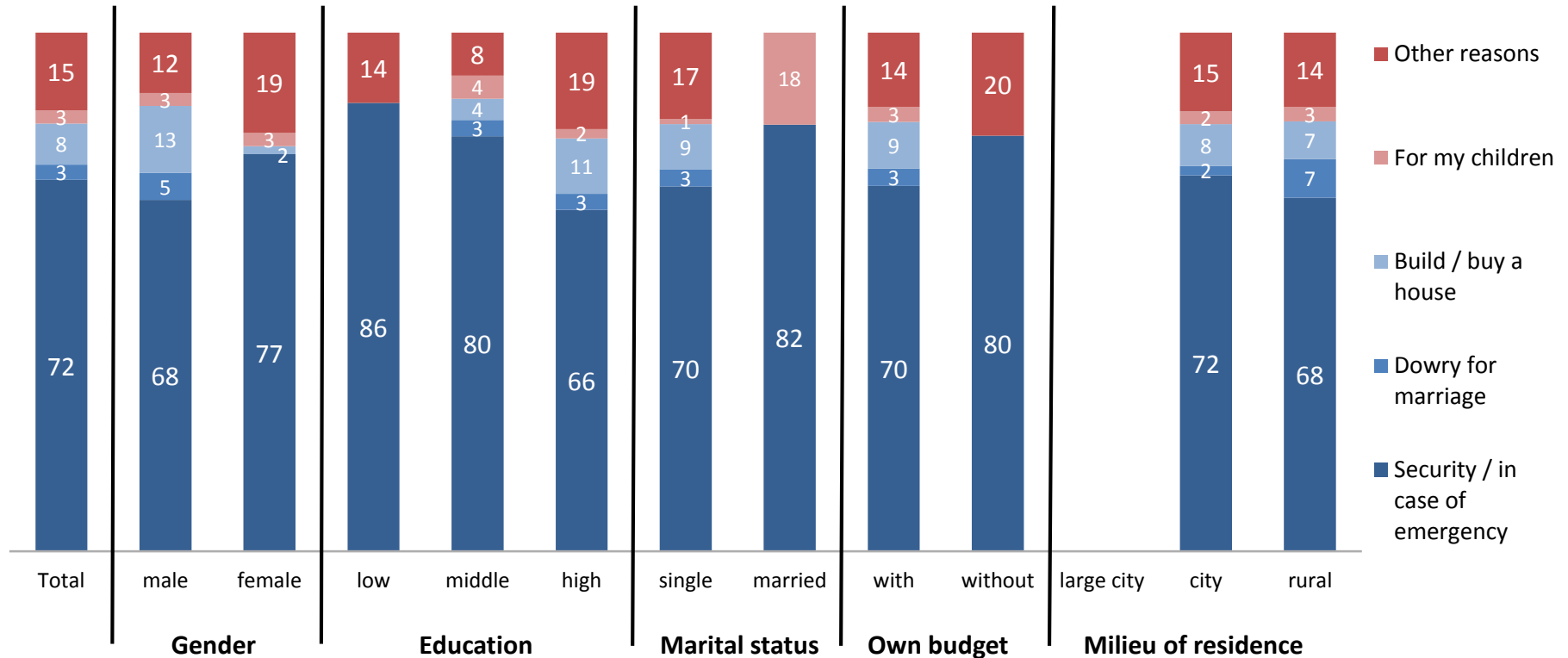
Lebanon: Savings per month



Q86: How much money do you save per month on average?

Universe: National population, 16 to 30 years/
Basis: Respondents who can save money (Q85)/
Average values in Euro/ Attention: in part small number of cases

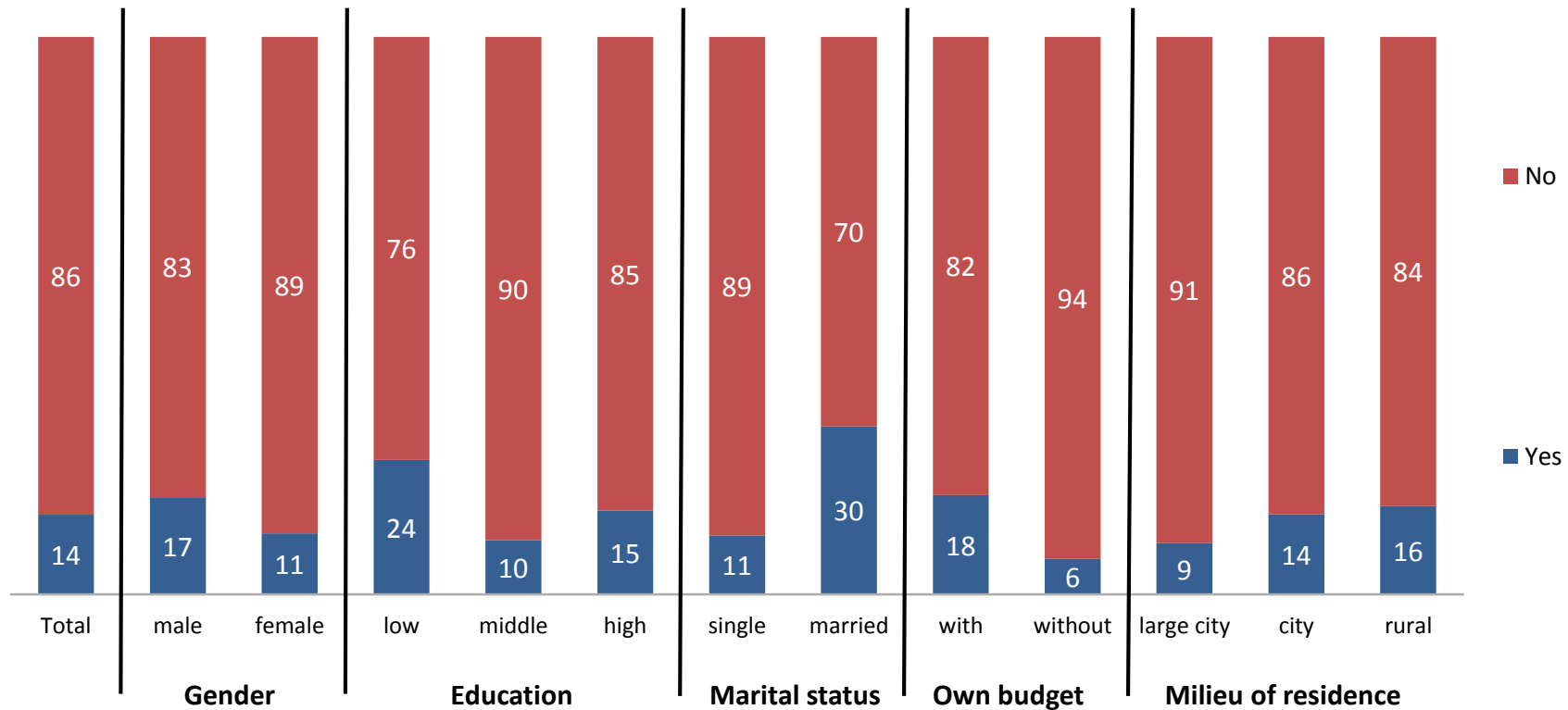
Lebanon: Purpose of savings



Q87: For what purpose do you save money primarily?

Universe: National population, 16 to 30 years/
Basis: Respondents who can save money (Q85)/
Values in percent/ Attention: in part small number of cases

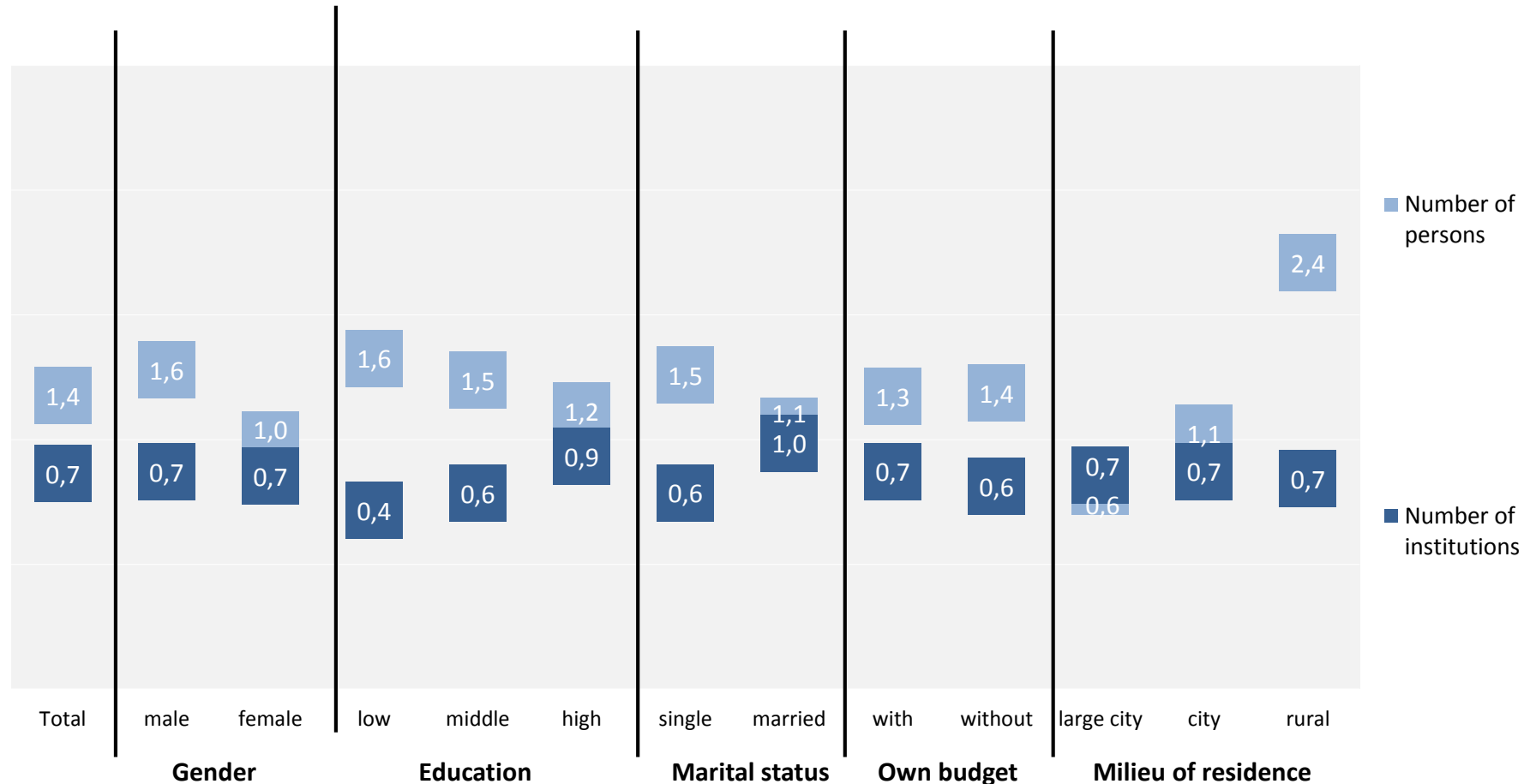
Lebanon: Debts



Q88: Do you have debts, either with institutions (e.g. banks) or individuals?

Universe: National population, 16 to 30 years/
Values in percent

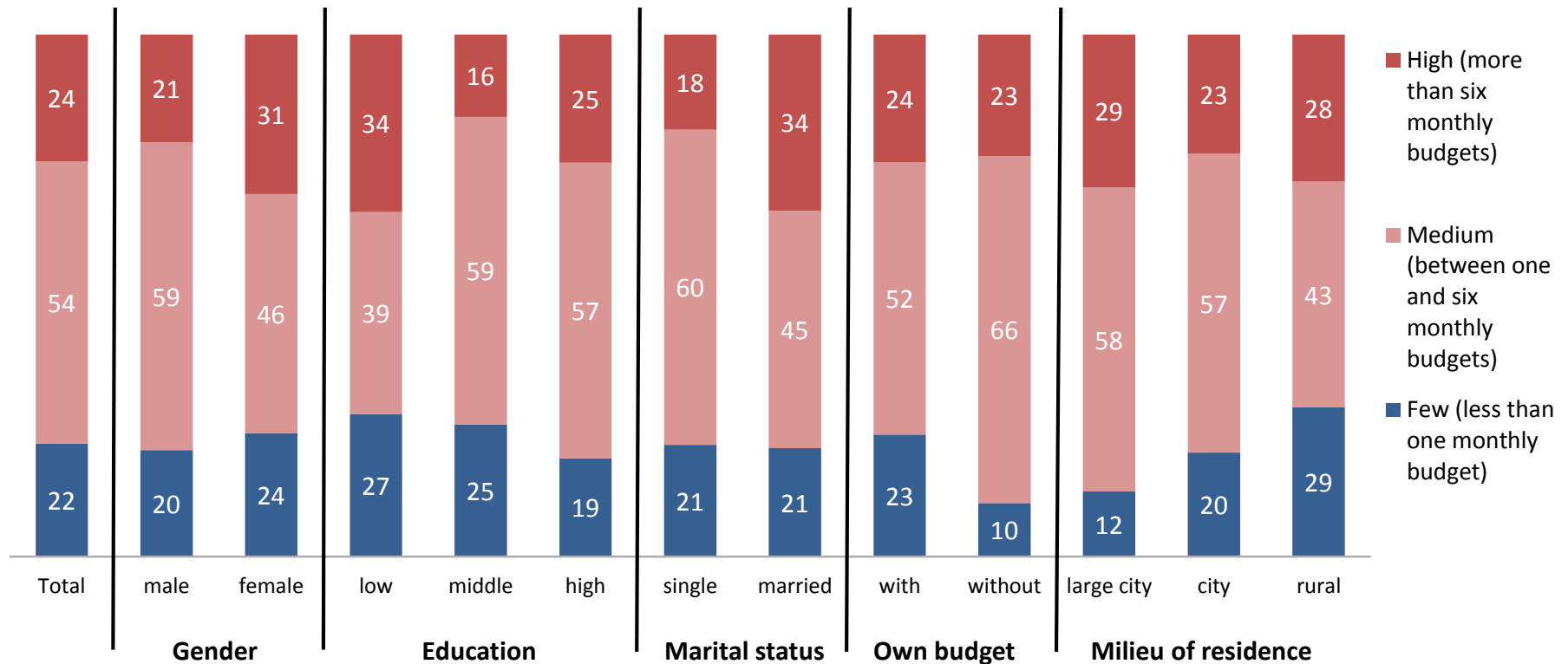
Lebanon: Number of institutions/persons in debt with



Q89: To how many institutions (e.g. banks) or persons do you have debts?

Universe: National population, 16 to 30 years/
Basis: Respondents with debts (Q88)/
Average values/ Attention: in part small number of cases

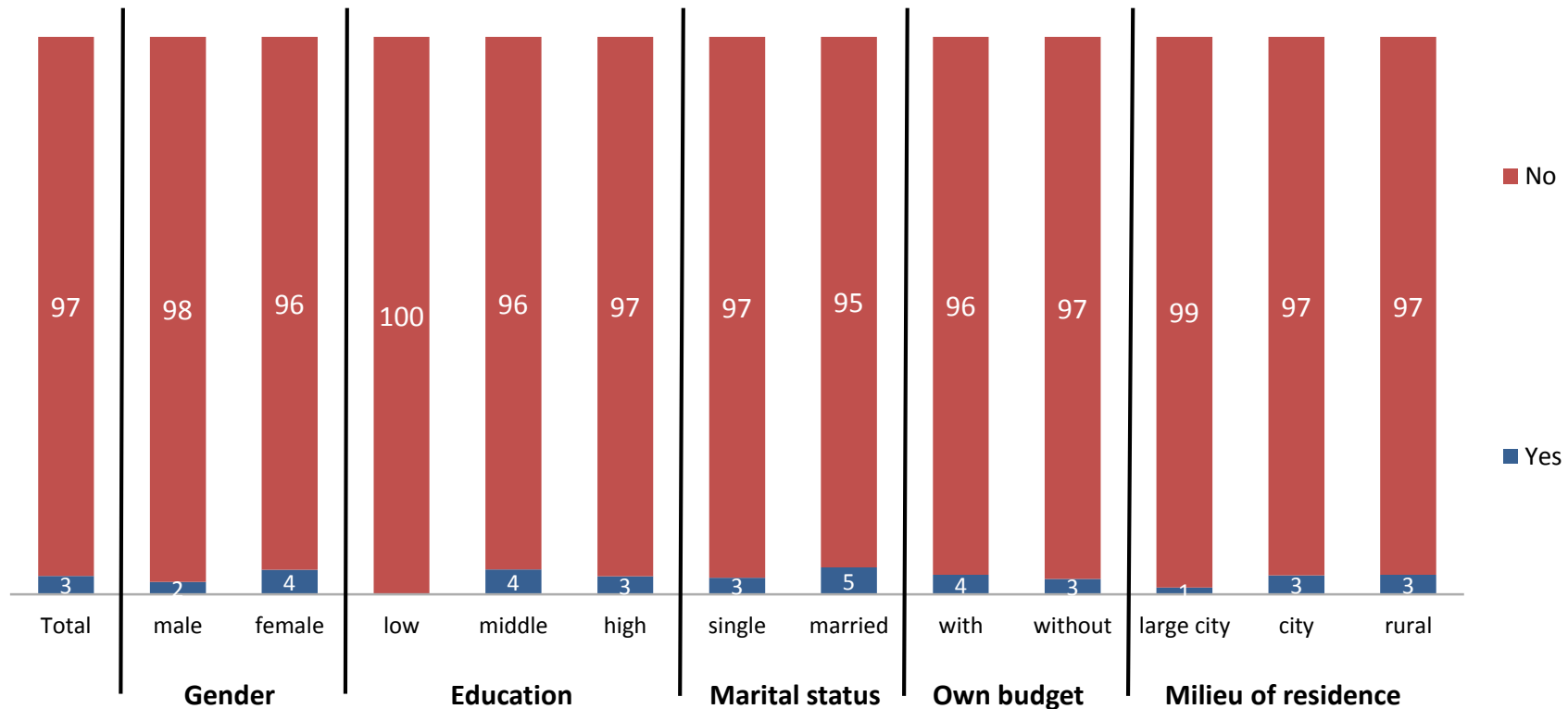
Lebanon: Amount of debts



Q90: How high are your debts?

Universe: National population, 16 to 30 years/
Basis: Respondents with debts (Q88)/
Values in percent/ Attention: in part small number of cases

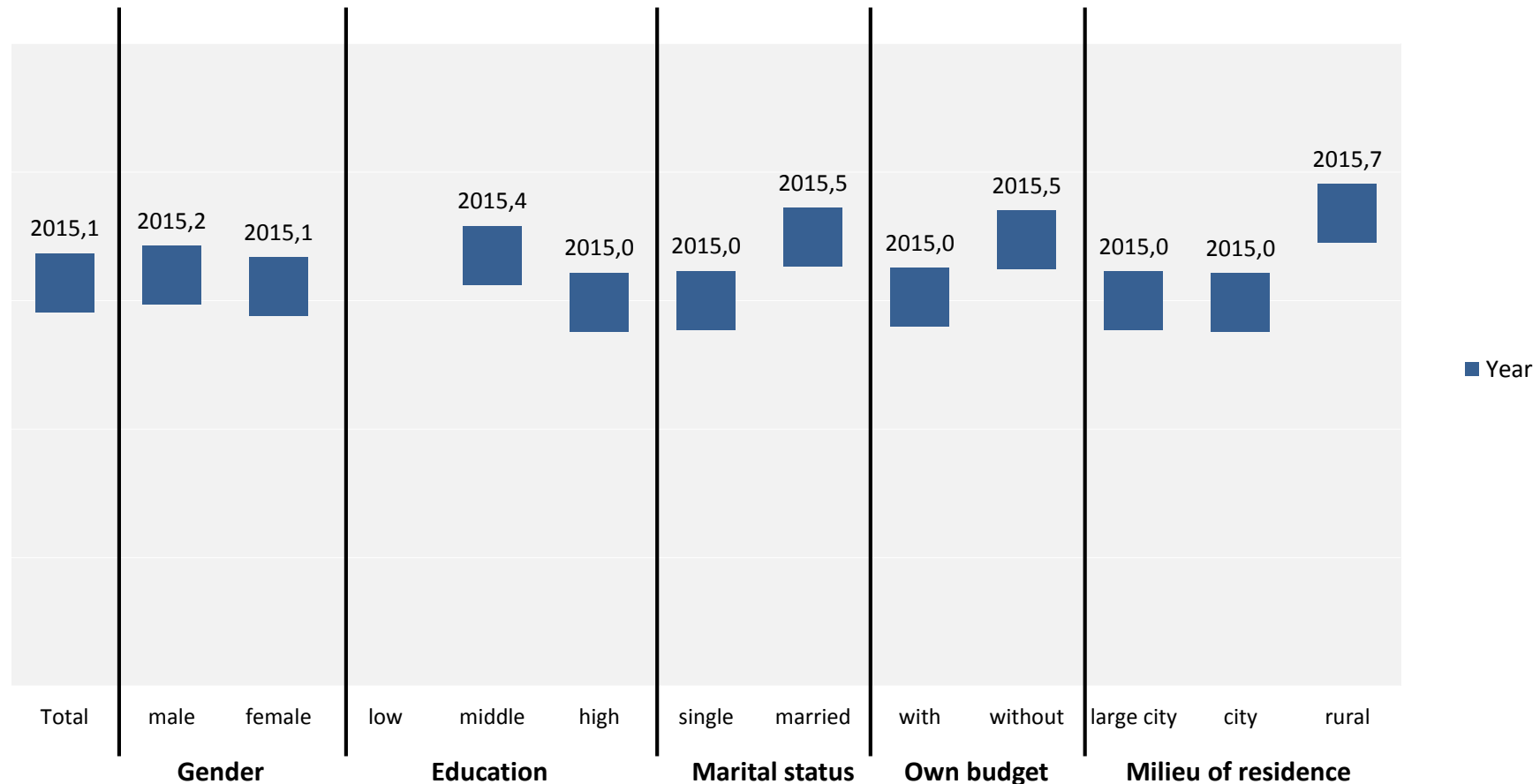
Lebanon: Member of rotating savings association



Q91: Have you ever been a member of a rotating savings association?

Universe: National population, 16 to 30 years/
Values in percent

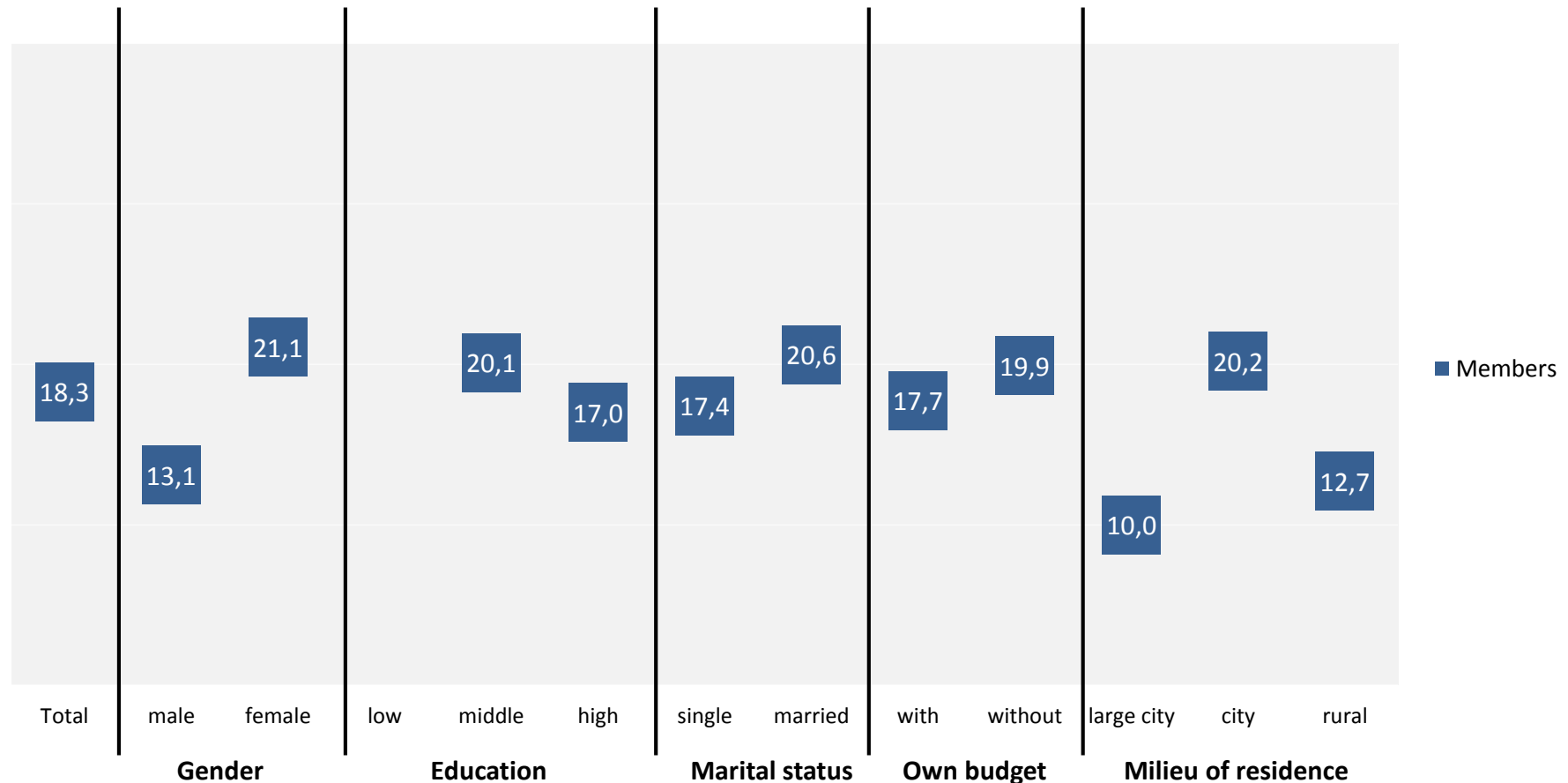
Lebanon: Participation



Q92: When did you last participate in a rotating savings association?

Universe: National population, 16 to 30 years/
Basis: Respondents participating in a rotating savings association(Q91)/
Year (Average values)/ Attention: in part small number of cases

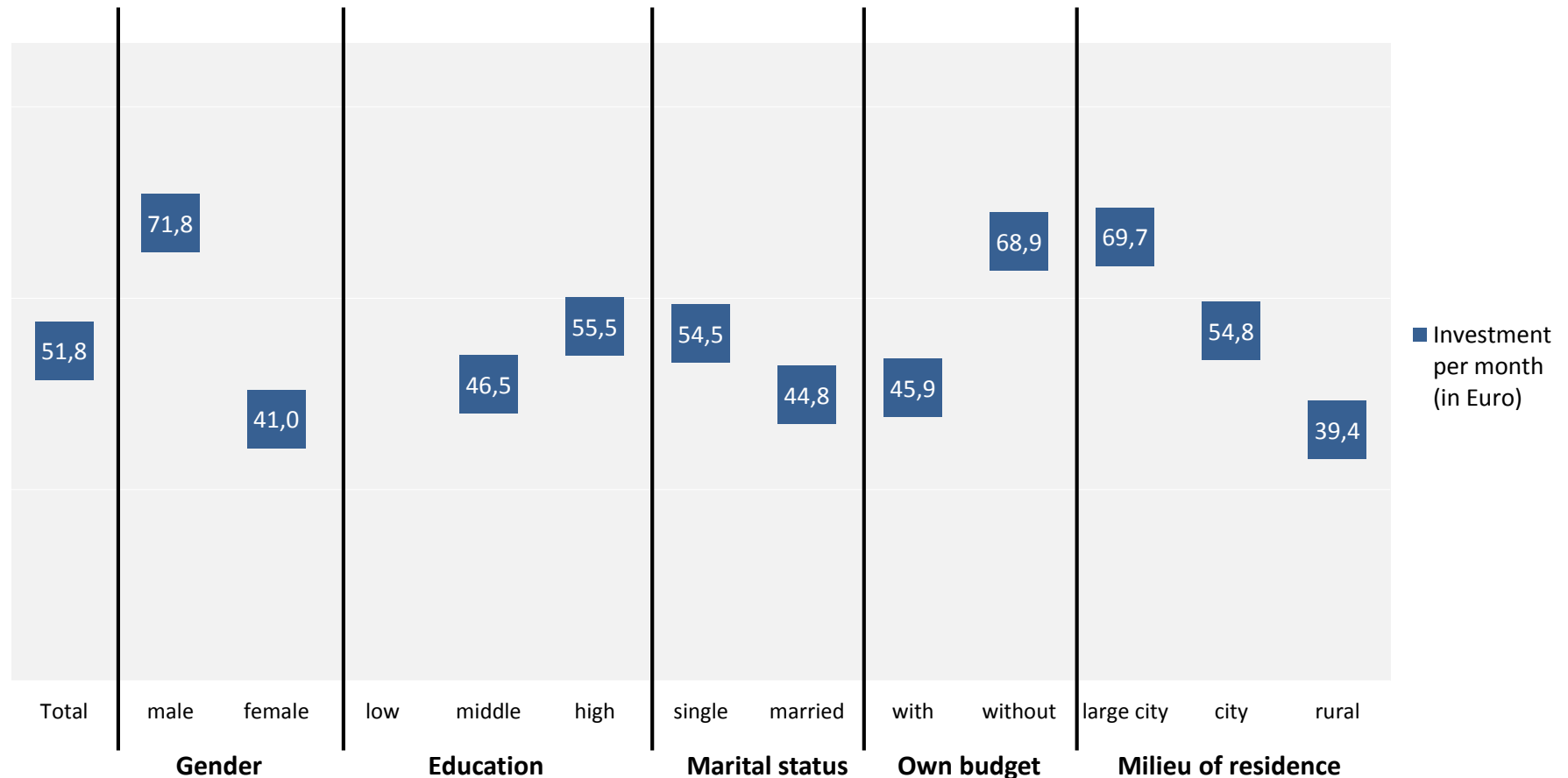
Lebanon: Participants



Q93: How many members took part, including yourself?

Universe: National population, 16 to 30 years/
Basis: Respondents participating in a rotating savings association (Q91)/
Average values/ Attention: in part small number of cases

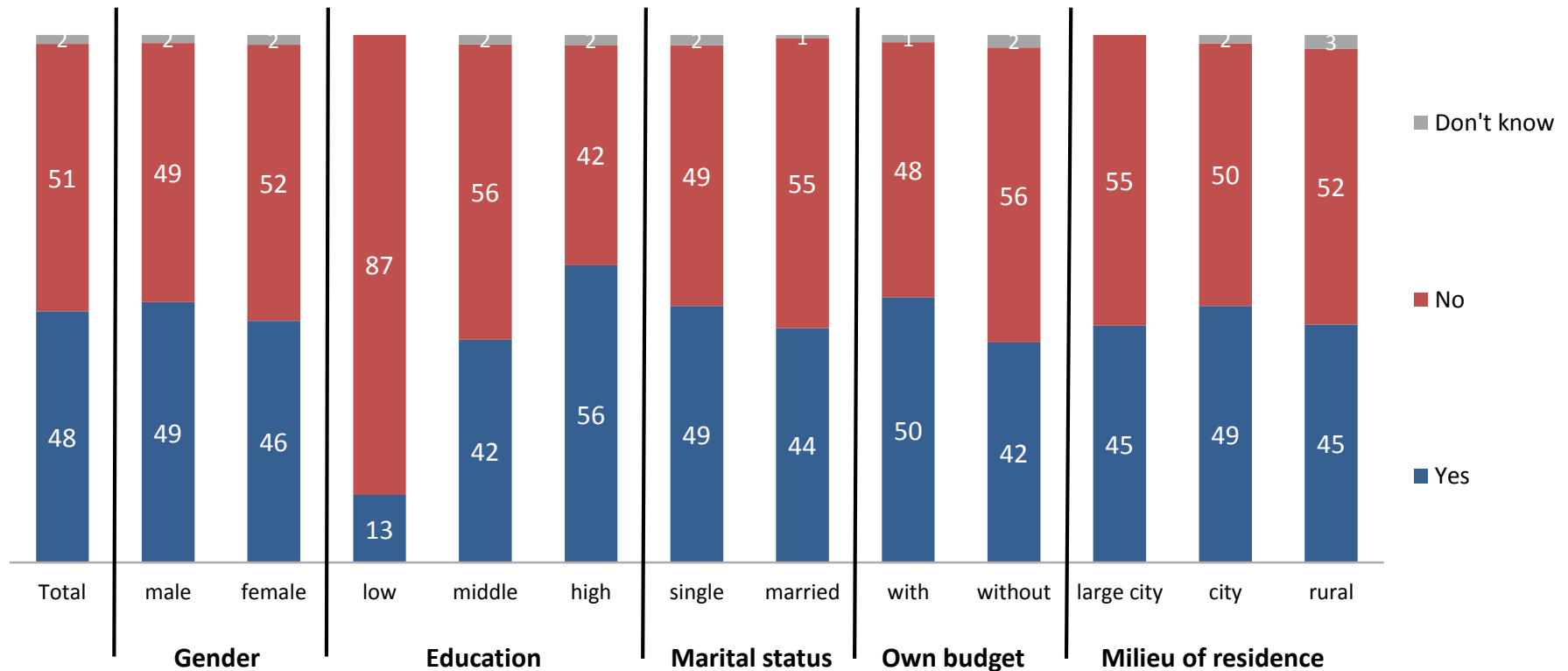
Lebanon: Investment per month



Q94: What amount did you personally invest per month?

Universe: National population, 16 to 30 years/
Basis: Respondents participating in a rotating savings association (Q91)/
Average values/ Attention: in part small number of cases

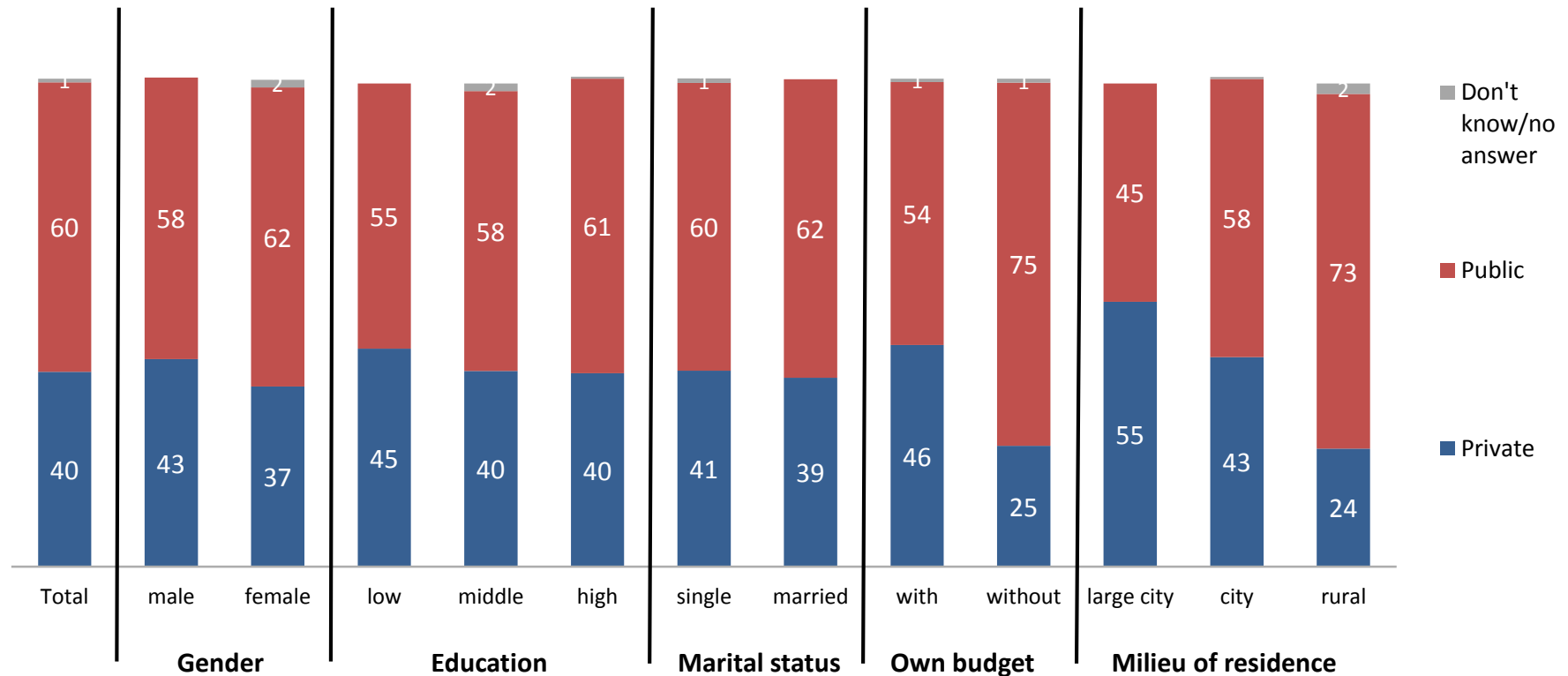
Lebanon: Health insurance



Q95: Do you have a health insurance?

Universe: National population, 16 to 30 years/
Values in percent

Lebanon: Public or private health insurance



Q96: Is this insurance...?
Multiple answers possible

Universe: National population, 16 to 30 years/
Basis: Respondents with health insurance (Q95)/
Values in percent

EXPENDITURES

Lebanon: Monthly expenditures I

	Gender			Education			Marital status		Own budget		Milieu of residence		
	Total	male	female	low	middle	high	single	married	with	without	large city	city	rural
Wheat and bread	32	30	34	57	33	27	27	50	27	42	40	33	24
Food (oil, sugar, etc.)	64	58	71	84	67	60	59	87	67	59	46	67	60
Local snacks	16	17	15	4	18	17	17	14	15	19	19	15	20
McDonald's, Pizza Hut, KFC	13	13	12	3	16	13	15	4	12	15	20	13	11
Clothes	51	52	51	37	44	57	55	38	52	49	62	49	56
Mobile phone	42	47	37	31	39	46	47	26	41	45	64	38	49
Internet	18	21	15	10	19	19	21	5	18	18	23	17	20
Video and online games	3	4	1	2	3	2	3	0	3	3	3	2	4
Paying debts/ instalments	8	7	8	6	9	7	7	12	7	8	2	9	6
Transport/ travelling	5	5	6	2	3	7	5	4	6	4		5	7
Cigarettes	7	10	4	14	5	7	7	6	7	8	12	7	5

Q97: Please identify the 4 items you spend most money on.
Multiple answers possible

Universe: National population, 16 to 30 years/
Values in percent

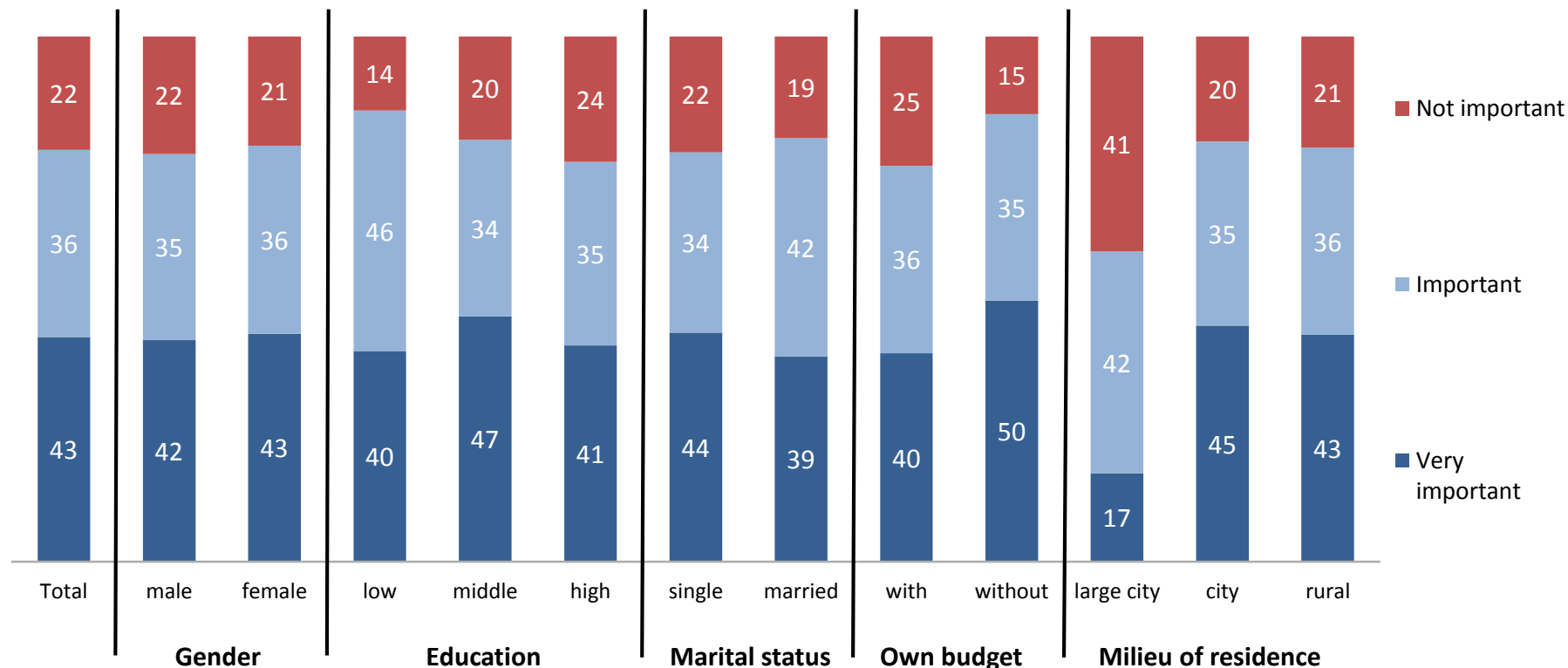
Lebanon: Monthly expenditures II

	Gender			Education			Marital status		Own budget		Milieu of residence		
	Total	male	female	low	middle	high	single	married	with	without	large city	city	rural
Medication, drugs	14	10	18	25	16	11	12	19	14	14	10	14	13
Music	2	2	1		2	2	2	1	2	1	1	2	2
Going out with friends	23	30	16	12	20	27	28	3	24	21	38	22	25
Water/electricity	32	29	35	36	33	30	28	46	34	27	6	35	28
Housing rent	10	10	11	21	12	7	7	20	11	9	14	11	6
Gas bottles (cooking)	3	3	3	9	4	2	2	6	3	3	3	3	2
Insurance	2	2	2	2	1	2	2	2	3	0		2	1
Studies	26	22	30	10	26	29	26	26	25	29	16	27	25
Cosmetics	4	1	8	2	3	5	4	4	5	3	5	4	6
Other	3	4	3	4	4	3	4	1	3	4	5	3	5

Q97: Please identify the 4 items you spend most money on.
Multiple answers possible

Universe: National population, 16 to 30 years/
Values in percent

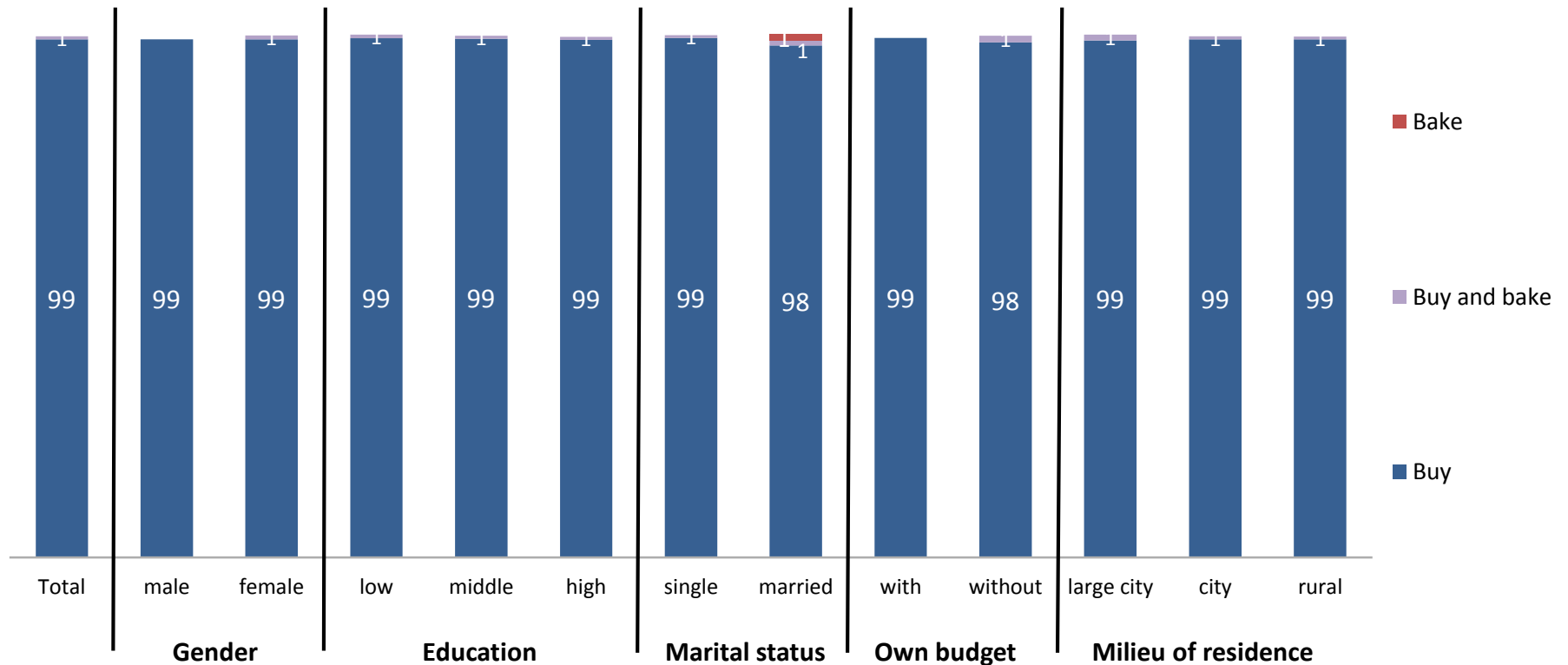
Lebanon: Importance of cheap bread



Q98: How important is the availability of cheap bread for you and your family?

Universe: National population, 16 to 30 years/
Values in percent

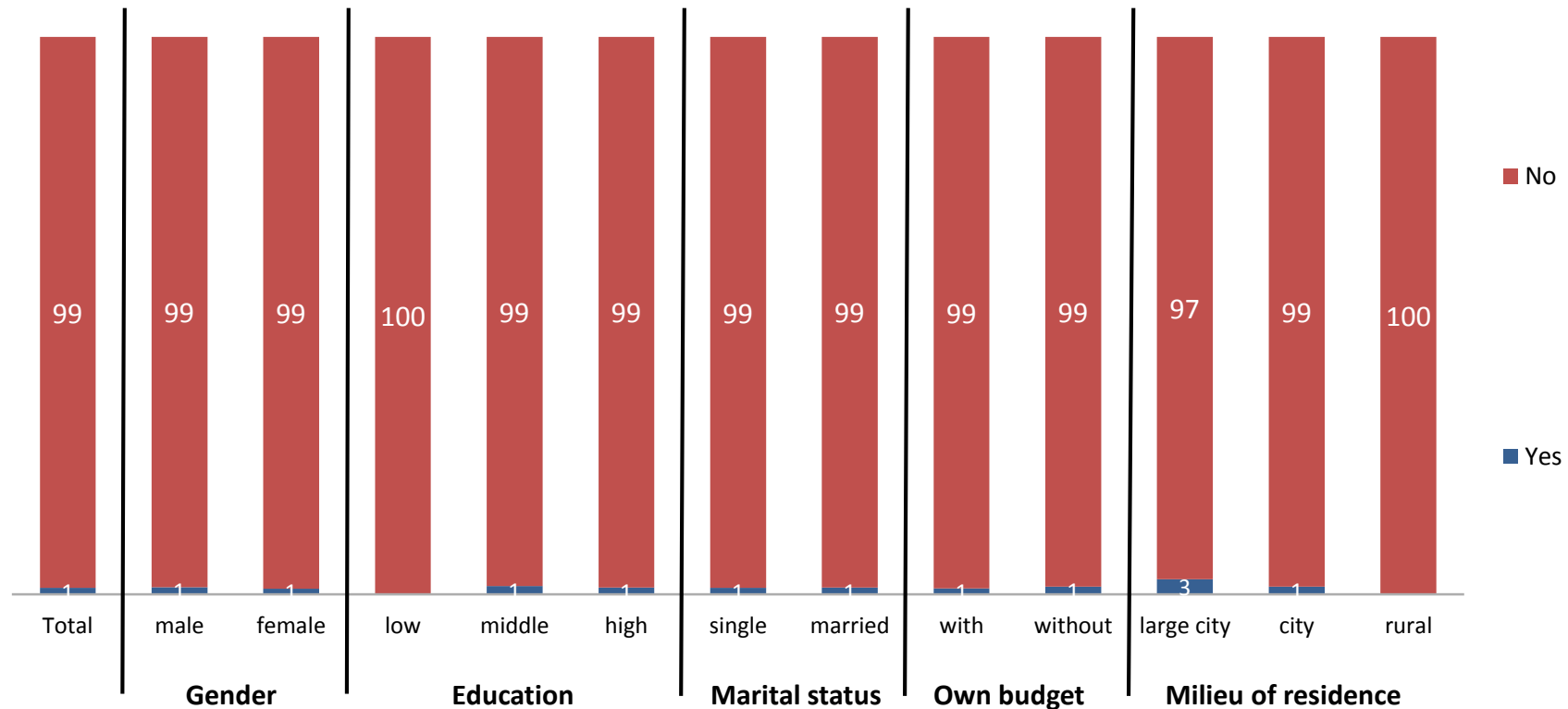
Lebanon: Producing bread



Q99: Do you buy or bake bread in your household?

Universe: National population, 16 to 30 years/
Values in percent

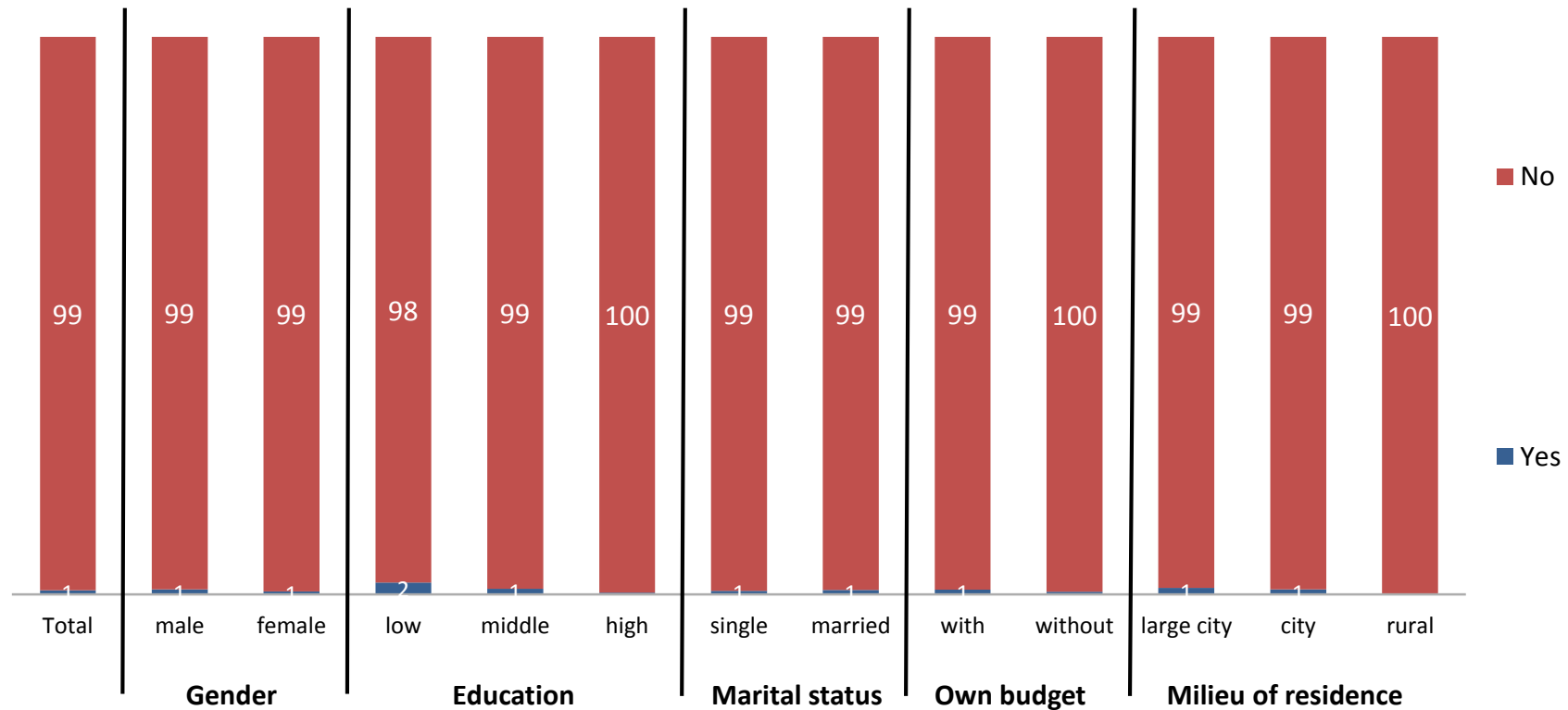
Lebanon: Bread supply



Q100: Have you ever made the experience of having to wait for being supplied with bread (except during Ramadan)?

Universe: National population, 16 to 30 years/
Values in percent

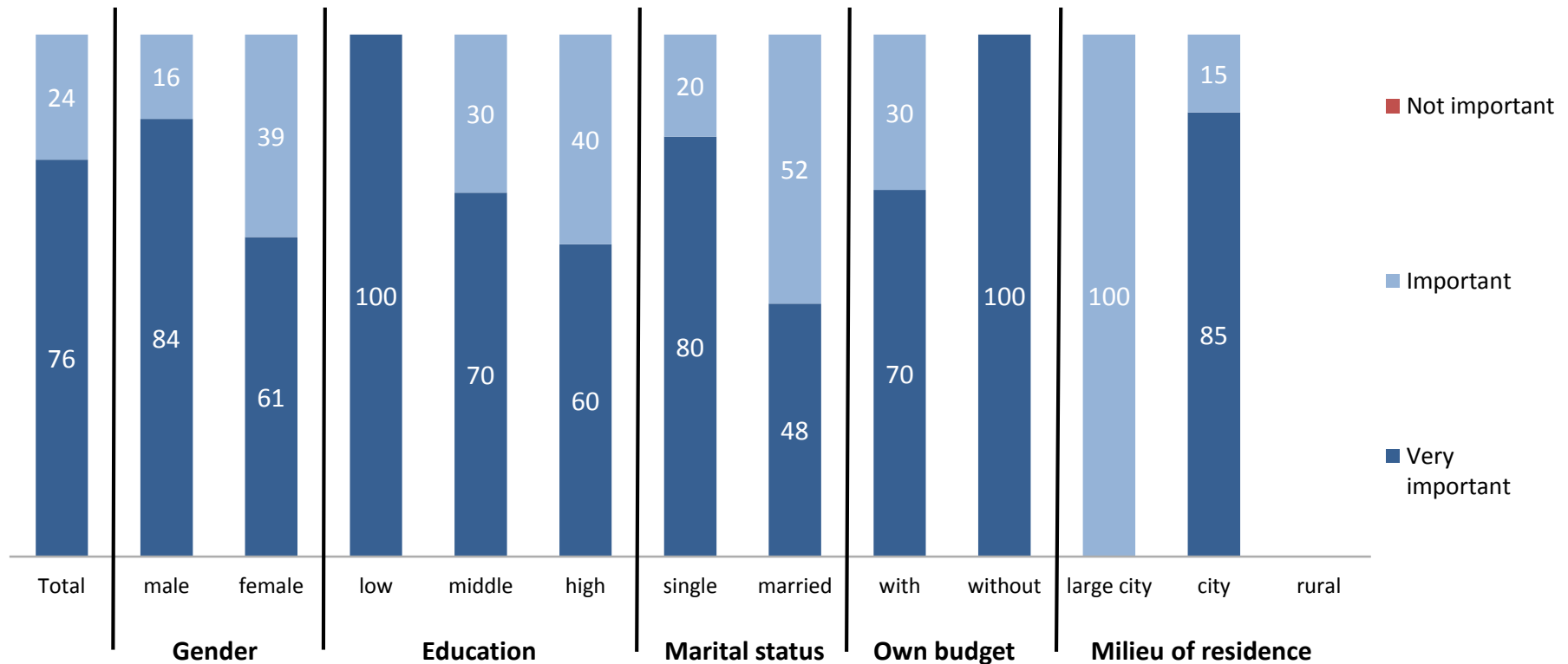
Lebanon: Ration card possession



Q104: Do you possess a ration card in order to buy or receive food?

Universe: National population, 16 to 30 years/
Values in percent

Lebanon: Importance of ration cards



Q105: How important is the ration card for you and your family?

Universe: National population, 16 to 30 years/
Basis: Respondents that possess a ration card (Q104)
Values in percent/ Attention: in part small number of cases

Lebanon: Buying food

	Gender			Education			Marital status		Own budget		Milieu of residence		
	Total	male	female	low	middle	high	single	married	with	without	large city	city	rural
Weekly market	15	16	14	27	15	14	14	21	14	19	20	15	14
Street vendor (sitting on the ground)	10	9	11	23	8	9	8	19	9	11	13	10	11
Mobile hawker with carriage	10	9	12	27	12	7	8	18	9	13	8	10	12
Stall at the neighborhood market	18	17	19	22	19	17	17	21	14	28	12	18	22
Grocer	79	79	78	79	81	78	78	82	78	80	71	78	86
Butcher	68	69	66	67	68	68	66	77	67	69	75	64	78
Bakery	37	41	32	37	40	35	38	34	36	40	33	37	38
Supermarket (self-service)	84	86	83	64	87	87	85	80	88	77	82	85	82
Hypermarket	15	14	15	6	16	16	14	19	14	16	26	14	13
Wholesaler	8	8	7	11	7	8	7	11	7	11	11	8	7
Malls	19	18	19	5	15	23	20	12	19	17	31	18	16
Other	1	0	1		0	1	1		0	1		0	1

Q106: In order to buy food do you use ...?
Multiple answers possible

Universe: National population, 16 to 30 years/
Values in percent

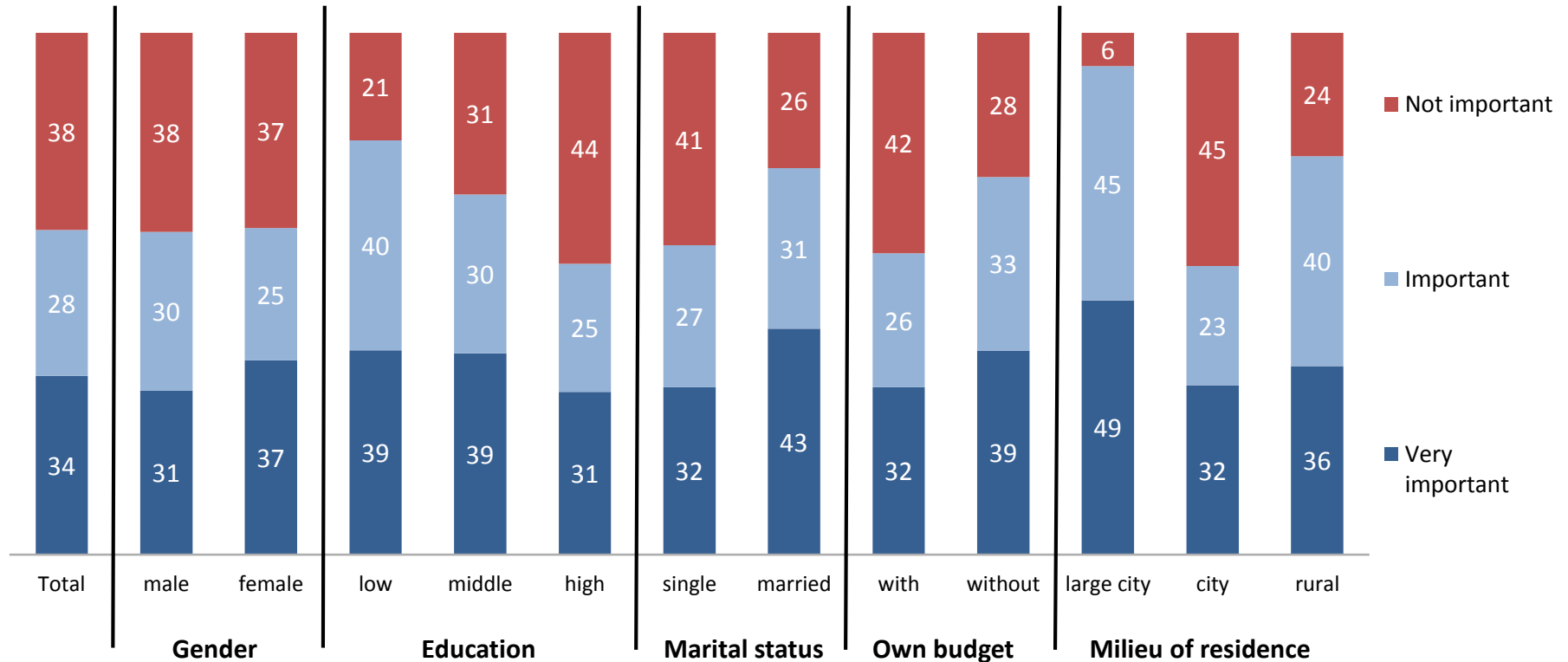
Lebanon: Frequency of buying food

	Gender			Education			Marital status		Own budget		Milieu of residence		
	Total	male	female	low	middle	high	single	married	with	without	large city	city	rural
Weekly market	20	25	16	6	26	22	23	14	21	20		23	21
Street vendor (sitting on the ground)	47	41	53	46	51	46	47	50	41	59	44	52	33
Mobile hawker with carriage	34	37	32	49	28	30	32	41	37	30	72	31	36
Stall at the neighborhood market	74	79	69	61	77	75	77	63	74	74	74	73	75
Grocer	81	81	82	79	82	81	82	79	82	80	62	82	83
Butcher	36	36	35	42	34	35	35	39	36	34	13	38	36
Bakery	71	67	75	72	73	69	69	78	75	62	34	71	79
Supermarket (self-service)	27	29	24	37	23	28	28	22	29	21	12	26	34
Hypermarket	11	15	7	24	4	14	8	19	14	4		12	14
Wholesaler	14	12	17	17	10	15	15	12	19	7		14	21
Malls	7	9	4		4	8	7	4	7	6	6	7	7

Q107: Can you please tell me the frequency of use of each selected outlet to buy food items?

Universe: National population, 16 to 30 years/Basis: respondents that mentioned at least one item in Q107; Respondents that ranked the respective item/ Values in percent "Daily"/"Every second day"

Lebanon: Importance of halal products



Q108: A lot of food products we are consuming are produced outside the Arab World. How important is it for you that all of them are halal products?

Universe: National population, 16 to 30 years/
Values in percent

Lebanon: Halal products

	Gender			Education			Marital status		Own budget		Milieu of residence		
	Total	male	female	low	middle	high	single	married	with	without	large city	city	rural
Cosmetics	4	3	6	3	5	4	4	7	5	3	4	4	5
Convenience food	30	30	29	23	37	27	27	39	26	38	40	24	45
Meat	47	48	47	68	50	43	45	58	44	55	69	41	61
Other	1	1	1		1	1	1	1	1	2		1	1
None	40	41	39	23	35	45	43	28	44	30	2	47	27
Don't Know	4	3	6	2	4	5	5	2	4	5	7	4	3

Q109: Have you ever consciously bought a product – food or cosmetics – that was labeled as being halal? Multiple answers possible

Universe: National population, 16 to 30 years/
Values in percent

PUBLIC SPHERE

Lebanon: Important for life

	Gender			Education			Marital status		Own budget		Milieu of residence		
	Total	male	female	low	middle	high	single	married	with	without	large city	city	rural
Absence of violence	9,0	8,9	9,1	8,4	9,0	9,1	9,0	8,8	9,1	8,7	8,5	9,1	8,9
Security of basic needs	9,1	9,1	9,2	8,7	9,2	9,2	9,2	9,0	9,3	8,8	8,4	9,2	9,0
Basic rights for minorities	8,1	8,0	8,2	7,4	8,1	8,2	8,2	7,9	8,1	8,1	7,2	8,3	7,8
Freedom of opinion and speech	8,7	8,7	8,7	7,6	8,8	8,9	8,8	8,5	8,9	8,4	7,5	8,9	8,6
Freedom of assembly	8,5	8,4	8,5	7,3	8,5	8,6	8,5	8,3	8,6	8,2	7,3	8,6	8,4
Freedom to elect political leaders	7,7	7,7	7,6	6,4	7,6	8,0	7,7	7,8	7,6	7,8	5,8	7,8	7,8
Freedom of movement	8,5	8,5	8,6	7,8	8,4	8,7	8,6	8,3	8,7	8,2	7,6	8,6	8,3

Q110: How important for you life is...?
(1 = not at all important to 10 = totally important)

Universe: National population, 16 to 30 years/
Average scores

Lebanon: Three most important rights

	Gender			Education			Marital status		Own budget		Milieu of residence		
	Total	male	female	low	middle	high	single	married	with	without	large city	city	rural
Absence of violence	88	86	90	86	89	88	87	90	86	91	91	88	87
Security of basic needs	75	73	78	80	81	72	74	81	77	72	73	76	76
Basic rights for minorities	19	19	19	18	21	18	19	18	19	17	18	20	17
Freedom of opinion and speech	63	63	62	59	59	65	64	57	63	62	41	64	63
Freedom of assembly	9	8	9	2	9	10	9	7	9	8	13	7	12
Freedom to elect political leaders	16	17	15	18	13	17	14	24	14	19	28	14	18
Freedom of movement	30	34	27	33	28	31	32	21	31	29	36	31	27

Universe: National population, 16 to 30 years/
Values in percent "Rank 1, 2, or 3"

Q111: Please rank the three most important rights for you.

Lebanon: Three most important rights - Provision by state

		Gender		Education			Marital status		Own budget		Milieu of residence		
	Total	male	female	low	middle	high	single	married	with	without	large city	city	rural
Absence of violence	42	43	42	34	50	40	42	45	36	57	34	41	49
Security of basic needs	35	36	34	21	40	35	34	37	30	48	6	34	46
Basic rights for minorities	51	50	52	54	57	47	51	52	49	57		55	50
Freedom of opinion and speech	45	44	45	34	49	44	45	44	36	65	29	43	53
Freedom of assembly	49	49	49		53	49	49	52	35	82	30	46	63
Freedom to elect political leaders	43	48	36	41	52	39	42	43	39	49	23	40	61
Freedom of movement	42	46	37	44	50	38	44	24	35	58	27	45	38

Universe: National population, 16 to 30 years/

Q112: Related to these three rights, can the state provide what you need?

Basis: Respondents that ranked the respective item / Values in percent "yes"

Lebanon: Preferred political system

	Gender			Education			Marital status		Own budget		Milieu of residence		
	Total	male	female	low	middle	high	single	married	with	without	large city	city	rural
A strong man who governs the country	14	16	11	22	15	12	14	13	15	12	17	12	19
A strong woman who governs the country	4	1	6	4	5	3	3	6	3	5	3	4	4
A religious state based on sharia	3	3	3	7	3	2	2	4	4	0	6	3	2
A socialist system	1	2	1	1	1	2	1	1	1	1		1	2
A combined socialist and Islamic system	0	0	0	1	0	0	0	0	0	0		0	1
A democratic system	69	68	70	49	68	73	71	62	68	71	57	72	63
A combined democratic and Islamic system	4	4	4	7	4	3	4	5	4	4	7	3	5
A system without nation states	0	0	0			0	0	1	0			0	
Other	2	3	2		1	3	2	2	3	1	4	2	2
Don't know	3	2	3	9	3	2	2	6	2	6	6	3	1

Universe: National population, 16 to 30 years/
Values in percent

Q113: If you look around the world, what kind of political system would you prefer?

Lebanon: Trust in institutions

	Gender			Education			Marital status		Own budget		Milieu of residence		
	Total	male	female	low	middle	high	single	married	with	without	large city	city	rural
Public health system	19	19	19	17	21	18	18	20	19	17	16	16	28
Educational system	40	37	43	30	41	41	41	35	39	40	35	37	49
Media	15	15	15	12	20	13	16	13	15	16	8	15	17
Family	85	83	86	82	84	85	85	82	87	79	81	84	86
United Nations	13	14	12	13	15	12	13	12	16	8	2	14	13
Police	33	31	34	36	37	30	34	26	33	33	9	34	36
Government	9	9	9	13	10	7	9	7	8	11	4	9	10
Trade Unions	12	12	12	15	16	9	13	7	11	13	5	11	18
Parliament	9	11	7	10	8	9	9	9	8	11	1	8	14

Q114: What about your trust in different institutions?

Universe: National population, 16 to 30 years/
Values in percent "trust in institution"

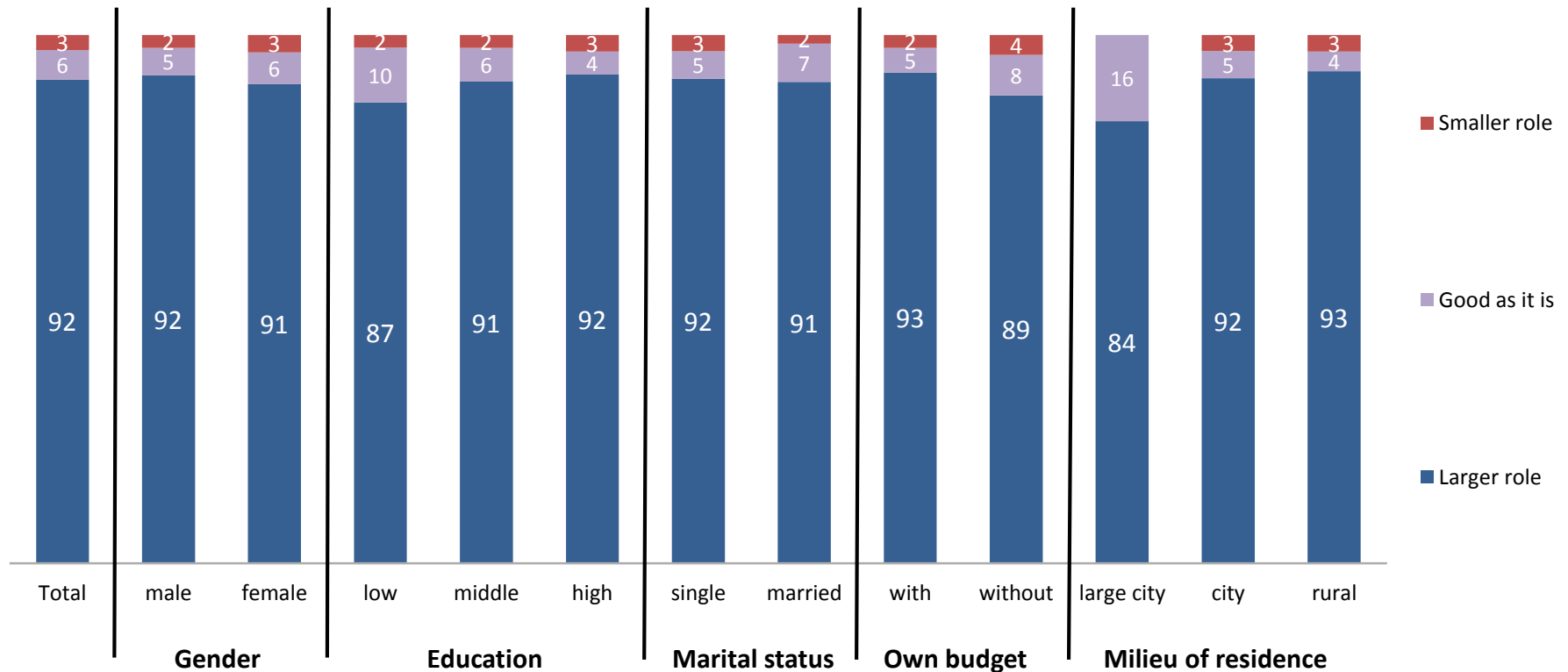
Lebanon: Trust in institutions II

	Gender			Education			Marital status		Own budget		Milieu of residence		
	Total	male	female	low	middle	high	single	married	with	without	large city	city	rural
Zawiya	2	2	2	1	4	2	3		3	2	1	3	1
Human rights NGOs	12	12	13	10	15	11	14	6	13	11	9	12	15
Neighbourhood associations	2	3	1	1	3	2	2	1	2	3	1	3	1
Tribe	11	13	9	15	12	10	12	8	11	11	12	11	10
Parties	9	10	9	5	10	9	9	7	6	15	7	7	16
Religious organisations	16	15	17	21	18	14	16	16	14	20	17	14	23
Legal system and courts	18	19	16	21	18	17	18	14	16	21	14	17	22
Military	81	80	83	72	83	82	82	77	82	81	60	82	87
Militias (armed groups)	3	4	3	2	3	4	3	5	4	1		3	5

Q114: What about your trust in different institutions?

Universe: National population, 16 to 30 years/
Values in percent "trust in institution"

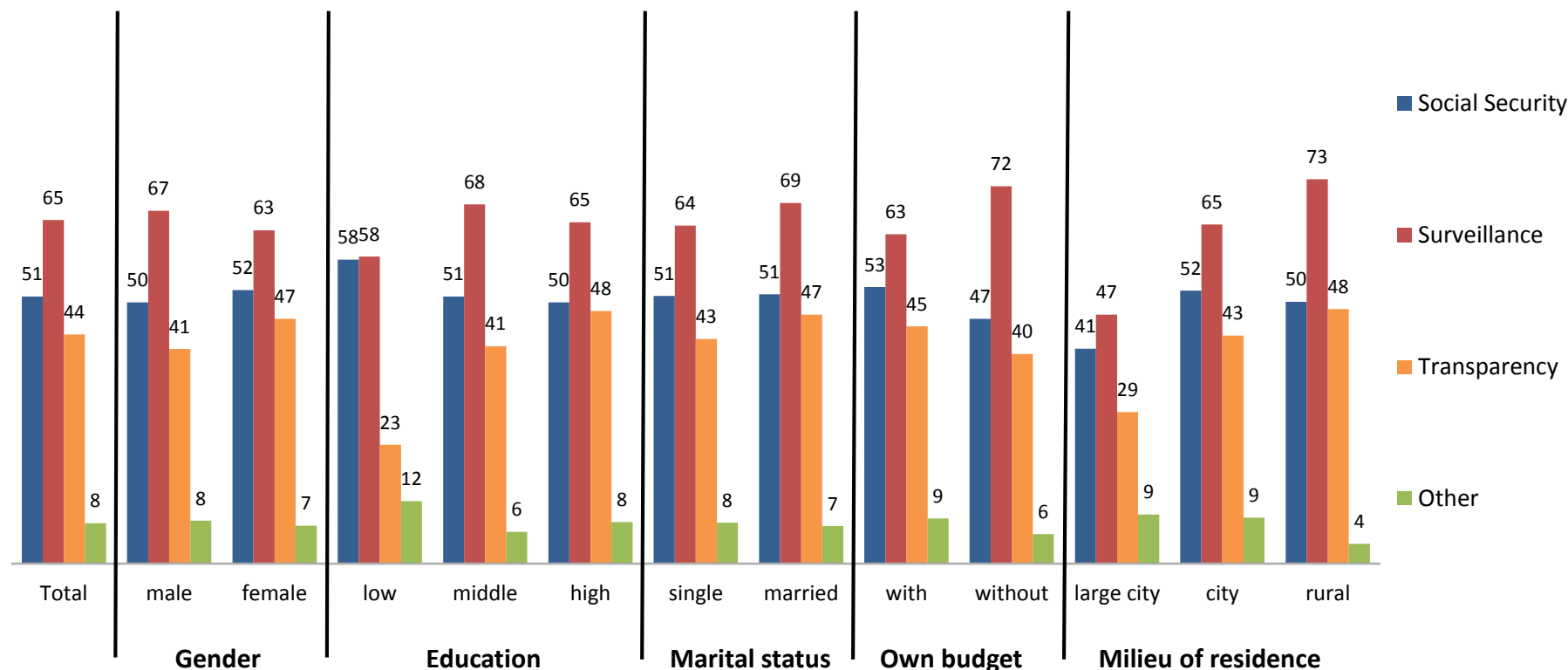
Lebanon: Role of state in daily life



Q115: Should the state play a larger or a smaller role in daily life or is it good as it is at the moment?

Universe: National population, 16 to 30 years/
Values in percent

Lebanon: Larger role of state in daily life



Q116: If larger: Can you please specify the area where the state should be more present?
Multiple answers possible

Universe: National population, 16 to 30 years/
Basis: Respondents that want the state to have a larger role (Q115)/
Values in percent

Lebanon: Events in the MENA region

		Gender		Education			Marital status		Own budget		Milieu of residence		
	Total	male	female	low	middle	high	single	married	with	without	large city	city	rural
Arab Spring	8	9	6	4	8	8	8	5	6	10	3	8	6
Revolution	17	17	17	18	20	15	18	12	14	23	13	19	12
Insurgency	6	7	6	7	5	7	6	7	6	7	6	6	9
Riot	18	20	16	30	15	18	18	16	19	15	14	16	25
Rebellion	14	11	17	16	14	13	13	15	14	13	9	13	17
Uprising	7	6	8	7	5	9	8	7	7	8	2	7	9
Civil war	10	10	11	9	13	9	9	14	9	12	9	11	9
Foreign intervention	33	34	32	26	30	36	31	42	33	34	70	30	34
Coup d'état (<i>inqilab</i>)	9	8	11	11	9	10	10	8	9	11	18	9	7
Anarchy (<i>fawda</i>)	42	42	42	39	43	42	41	45	44	37	28	44	39
Popular movement (<i>haraka sha'biyya</i>)	3	3	4	2	5	2	4	2	3	3	2	4	2
Other	2	3	2	4	2	2	2	4	3	2	2	2	3

Q118: How do you term the events that are taking place in the MENA region since late 2010/early 2011? Multiple answers possible

Universe: National population, 16 to 30 years/
Values in percent

Lebanon: Statements on events I

	Gender			Education			Marital status		Own budget		Milieu of residence		
	Total	male	female	low	middle	high	single	married	with	without	large city	city	rural
The events did not change anything	49	49	49	40	51	49	48	55	53	39	58	51	39
The events are continuing	72	71	73	69	74	71	72	71	77	60	75	72	72
The events were started by the youth and then hijacked by others	41	44	38	36	46	39	43	36	45	32	40	40	47
The events united the youth globally	12	10	14	19	14	10	13	8	14	8	1	14	9
The events were of great importance for myself	8	8	8	9	8	7	7	10	8	6	1	8	8
The events were enabled by the secular youth	9	9	9	12	8	10	10	6	10	8	4	10	10
The Muslim Brotherhood made the events happen	20	21	19	15	21	21	19	25	21	19	14	21	18
The Islamists are strengthened by the events	18	16	20	18	17	18	18	19	19	17	2	18	21
The events changed my life	12	11	12	13	12	12	11	15	10	15	6	12	14

Universe: National population, 16 to 30 years/
Values in percent "agree"

Q119: Now, talking about these events, how would you judge the following statements?

Lebanon: Statements on events II

	Gender			Education			Marital status		Own budget		Milieu of residence		
	Total	male	female	low	middle	high	single	married	with	without	large city	city	rural
With the events we are better off today	6	7	5	8	6	5	6	5	6	5	3	6	5
The events enabled Islamic solidarity to grow	8	8	7	15	5	8	7	8	8	6	1	8	6
The events enabled the secular forces to grow	10	11	9	9	11	9	9	11	10	10	5	10	9
The events brought the Arab people closer to each other	13	12	15	16	14	12	13	12	14	11	15	14	9
The events are responsible for widespread violence	66	65	67	56	69	66	65	69	67	63	75	64	69
International actors have supported Arab regimes too long	40	40	41	50	42	38	39	46	39	42	44	41	38
External actors instigated the events	59	60	58	51	61	59	58	64	61	54	70	57	63
International actors have worked long for the Arab regimes to fall	54	54	54	49	56	54	53	59	56	51	66	53	56
The US wanted to stir up the whole region	60	61	58	61	60	59	59	65	62	55	75	59	58

Universe: National population, 16 to 30 years/
Values in percent "agree"

Q119: Now, talking about these events, how would you judge the following statements?

Lebanon: Statements on role in society

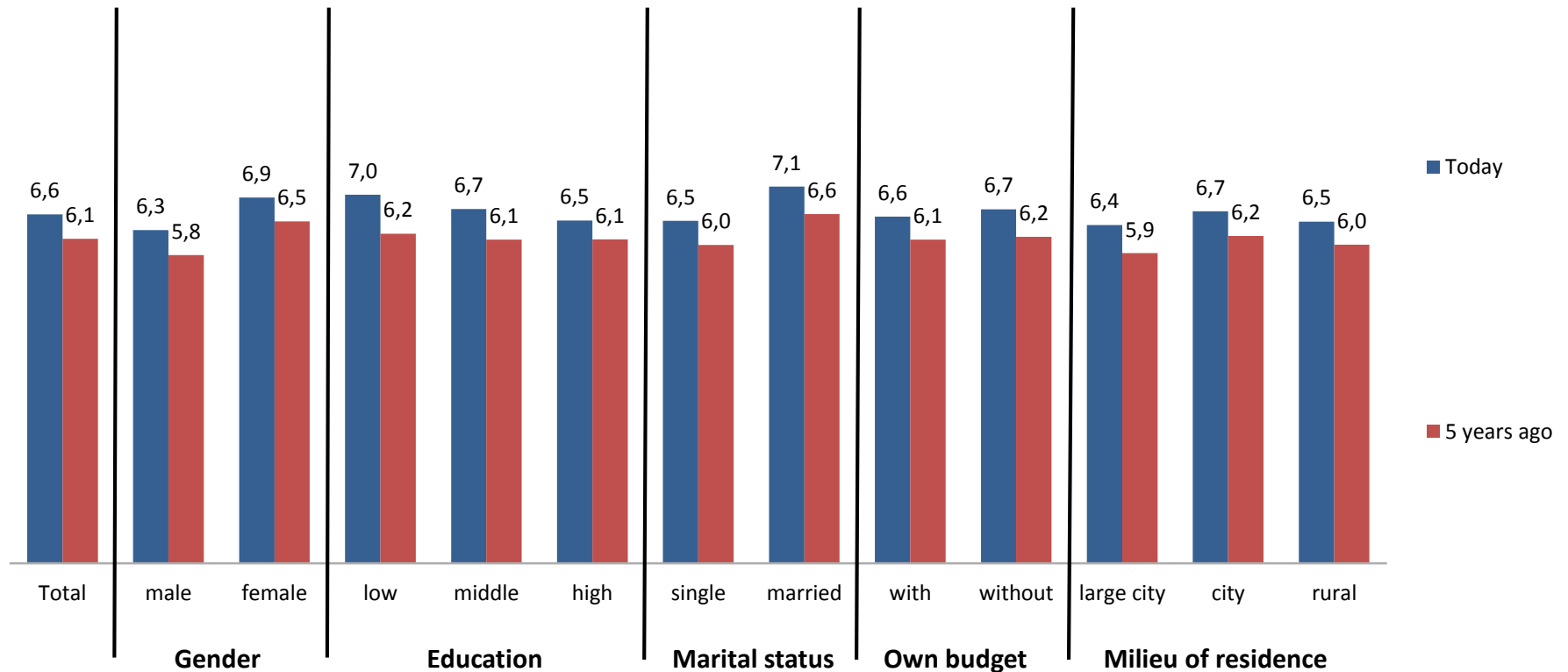
		Gender		Education			Marital status		Own budget		Milieu of residence		
	Total	male	female	low	middle	high	single	married	with	without	large city	city	rural
I perceive myself as a citizen with the same rights as all other citizens	7,5	7,4	7,7	7,1	7,8	7,5	7,6	7,2	7,5	7,5	6,8	7,7	7,0
In this society not everybody has the same rights	7,6	7,7	7,5	7,7	7,8	7,5	7,5	7,8	7,6	7,5	7,8	7,7	7,3
I feel excluded from society	4,4	4,4	4,4	5,2	4,5	4,2	4,3	4,8	4,1	5,0	4,0	4,4	4,6
I am part of a minority	3,5	3,6	3,4	3,6	3,6	3,4	3,5	3,7	3,3	3,9	3,3	3,5	3,6

Q120: Please, consider the following statements. Do you rather disagree or agree?
Scale from 1 (Completely disagree) through 10 (Completely agree)

Universe: National population, 16 to 30 years/
Average values

SOCIETY AND IDENTITY

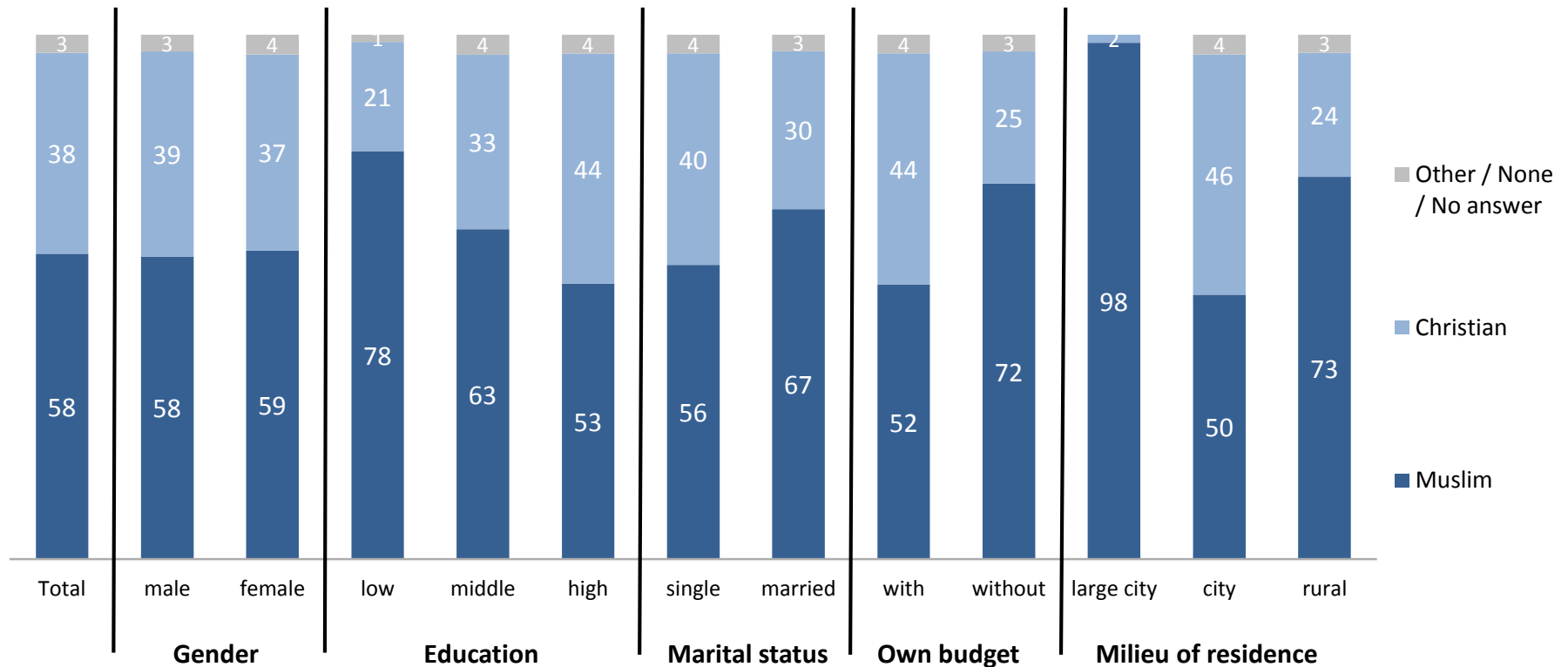
Lebanon: Religion



Q121a: How religious are you today, on a scale from 1 = not religious at all to 10 = very religious?
 Q121b: How religious were you 5 years ago, on a scale from 1 = not religious at all to 10 = very religious?

Universe: National population, 16 to 30 years/
 Average values

Lebanon: Religious conviction



Q122: Would you tell me your religious conviction?

Universe: National population, 16 to 30 years/
Values in percent

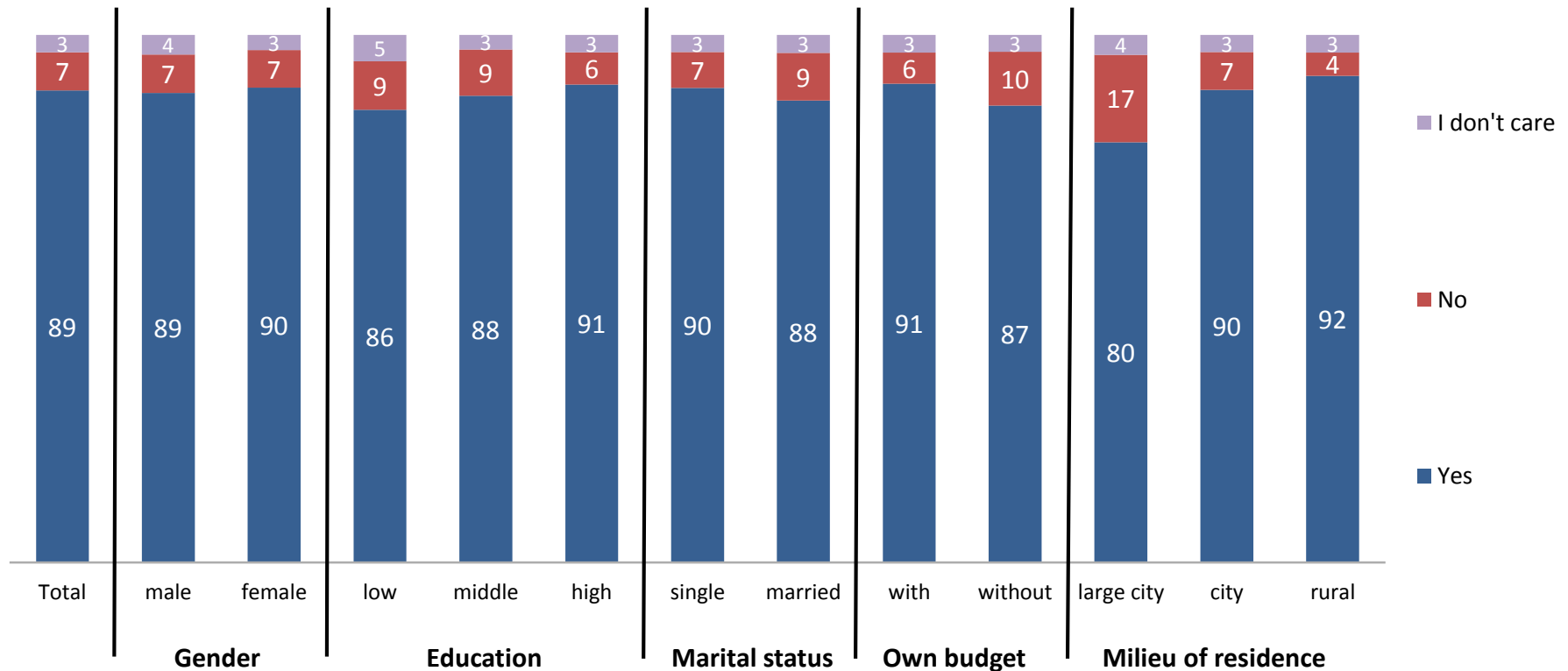
Lebanon: Religious signs

	Gender			Education			Marital status		Own budget		Milieu of residence		
	Total	male	female	low	middle	high	single	married	with	without	large city	city	rural
Prayer bump	0	1			0	1	0	0	1		2	0	1
Headscarf (for women only)	16		34	27	20	13	12	34	9	34	31	15	19
Niqâb (for women only)	1		3	7	1	1	1	5	1	4	6	1	2
Tattoo	3	4	1	2	1	3	2	4	3	1		3	1
Cross	22	23	20	15	16	26	23	16	25	14		27	10
Short djellaba (for men only)													
None	41	70	10	47	44	37	43	29	43	35	59	37	48
Other	19	5	34	11	20	20	19	18	21	15	7	19	22

Q123: Which visible signs of your religious orientation are you wearing/using?
(Interviewer: observe, don't ask.)

Universe: National population, 16 to 30 years/
Values in percent

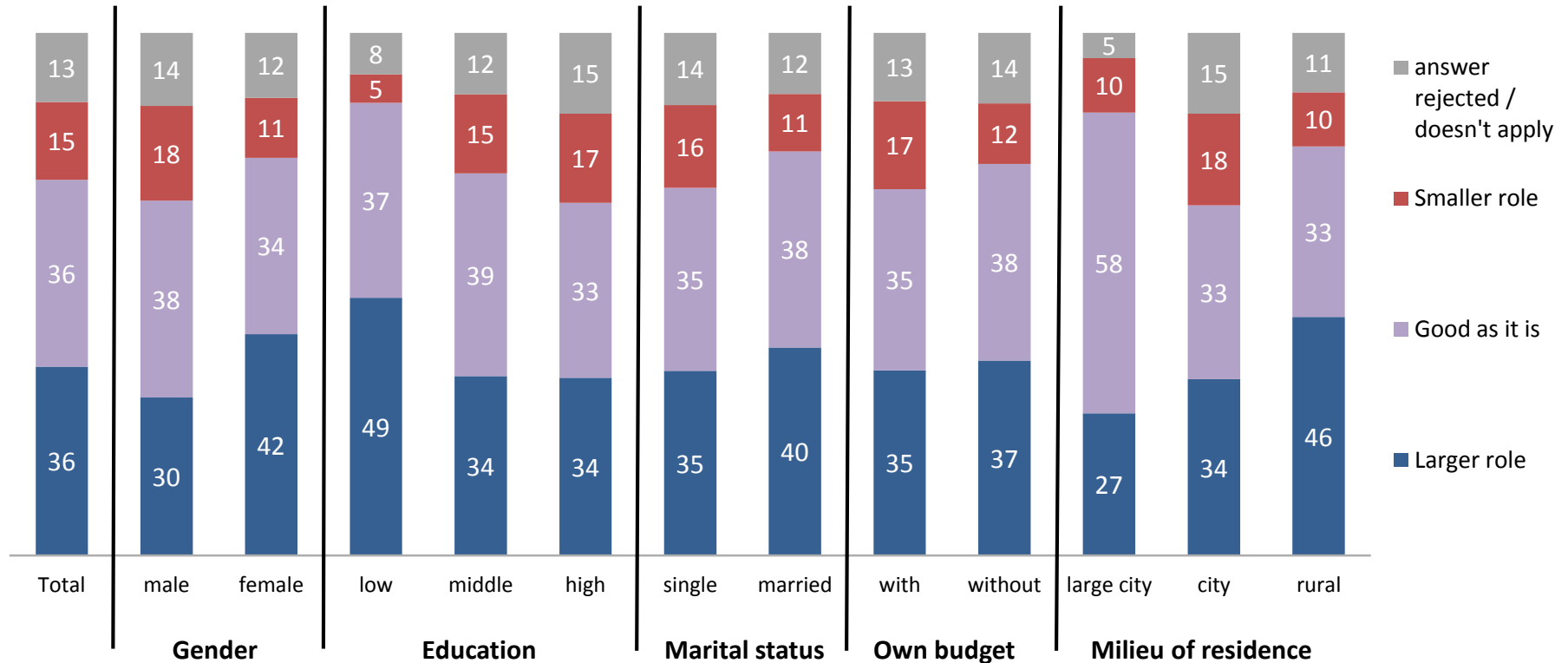
Lebanon: Religion as private matter



Q124: What do you think? "Religion is a private matter and nobody should interfere."

Universe: National population, 16 to 30 years/
Values in percent

Lebanon: Role of Islam



Q125: Should Islam play a larger or a smaller role in daily life, or is it good as it is at the moment? (Auto-code 'does not apply' for non-Muslims)

Universe: National population, 16 to 30 years/
Values in percent

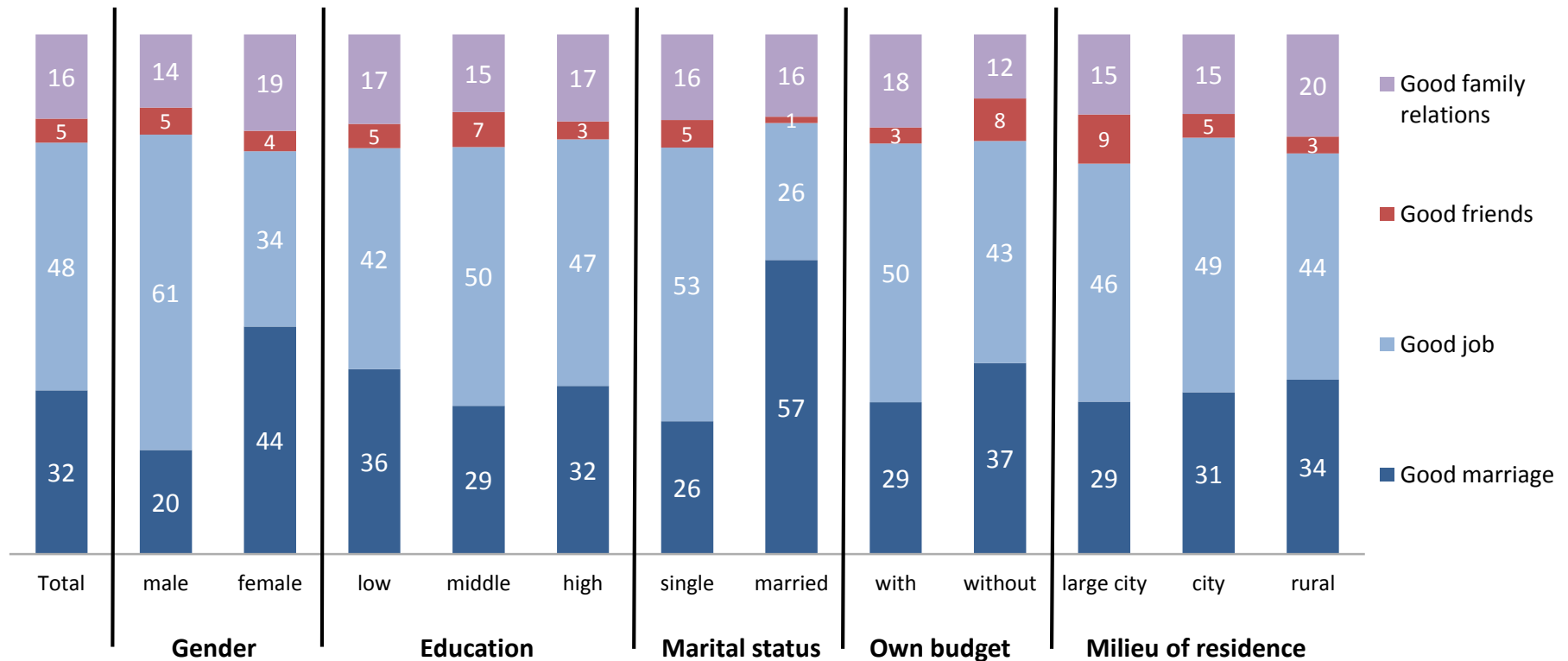
Lebanon: Attachment to groups

	Gender			Education			Marital status		Own budget		Milieu of residence		
	Total	male	female	low	middle	high	single	married	with	without	large city	city	rural
Your national community	6,8	6,8	6,8	6,4	7,2	6,6	6,8	6,7	6,9	6,4	5,2	7,0	6,6
Your religious community	6,8	6,5	7,1	6,5	7,2	6,7	6,7	7,2	6,8	6,8	5,2	7,0	6,8
The Arab nation	4,1	4,1	4,2	4,4	4,3	4,0	4,1	4,3	4,1	4,2	3,5	4,1	4,3
Your tribal community	4,4	4,4	4,3	4,3	4,5	4,3	4,4	4,1	4,3	4,4	3,6	4,3	4,7
People of your region	7,5	7,6	7,4	7,7	7,9	7,3	7,5	7,3	7,6	7,3	5,9	7,6	7,8
Your family	9,0	8,9	9,1	9,1	9,1	8,9	9,0	8,8	9,1	8,7	8,3	9,0	9,1
Young people around the world	4,3	4,5	4,0	4,4	4,1	4,4	4,4	3,8	4,4	4,1	3,6	4,3	4,4

Q126: What about your attachments to different groups. Do you feel attached to...?
Scale from 1 = not attached at all through 10 =Totally attached

Universe: National population, 16 to 30 years/
Average values

Lebanon: Personal future



Q127: What is most important for your personal future?

Universe: National population, 16 to 30 years/
Values in percent

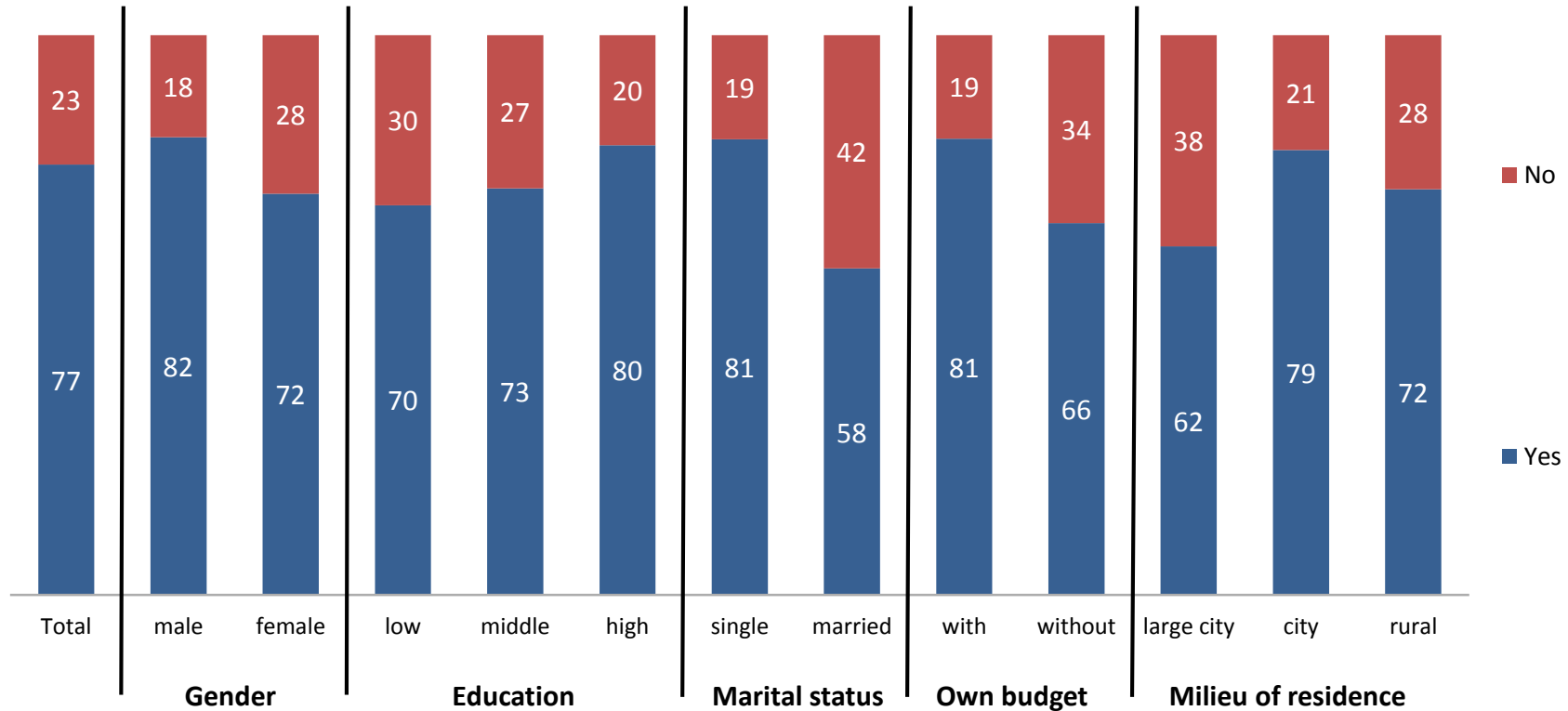
Lebanon: Connection to young people

	Gender			Education			Marital status		Own budget		Milieu of residence		
	Total	male	female	low	middle	high	single	married	with	without	large city	city	rural
Music scene	26	28	25	21	27	26	29	15	28	23	26	29	18
Soccer	25	42	7	28	28	23	28	13	26	24	29	25	22
Other sports	21	31	11	11	22	22	24	9	21	20	22	21	20
Human rights movements	13	14	12	8	13	14	14	10	13	13	14	14	10
Fashion	26	19	33	17	21	30	28	16	27	24	16	29	18
Gaming	19	26	12	7	26	18	22	9	19	20	16	21	15
Travel	19	21	16	5	16	22	21	9	20	15	15	20	13
Religious groups	9	10	8	17	7	8	8	13	8	12	16	9	7
Other	6	7	6	7	6	7	7	6	6	8	6	7	5

Universe: National population, 16 to 30 years/
Values in percent "yes"

Q128: Do you feel connected to young people in other countries who share the same interests?

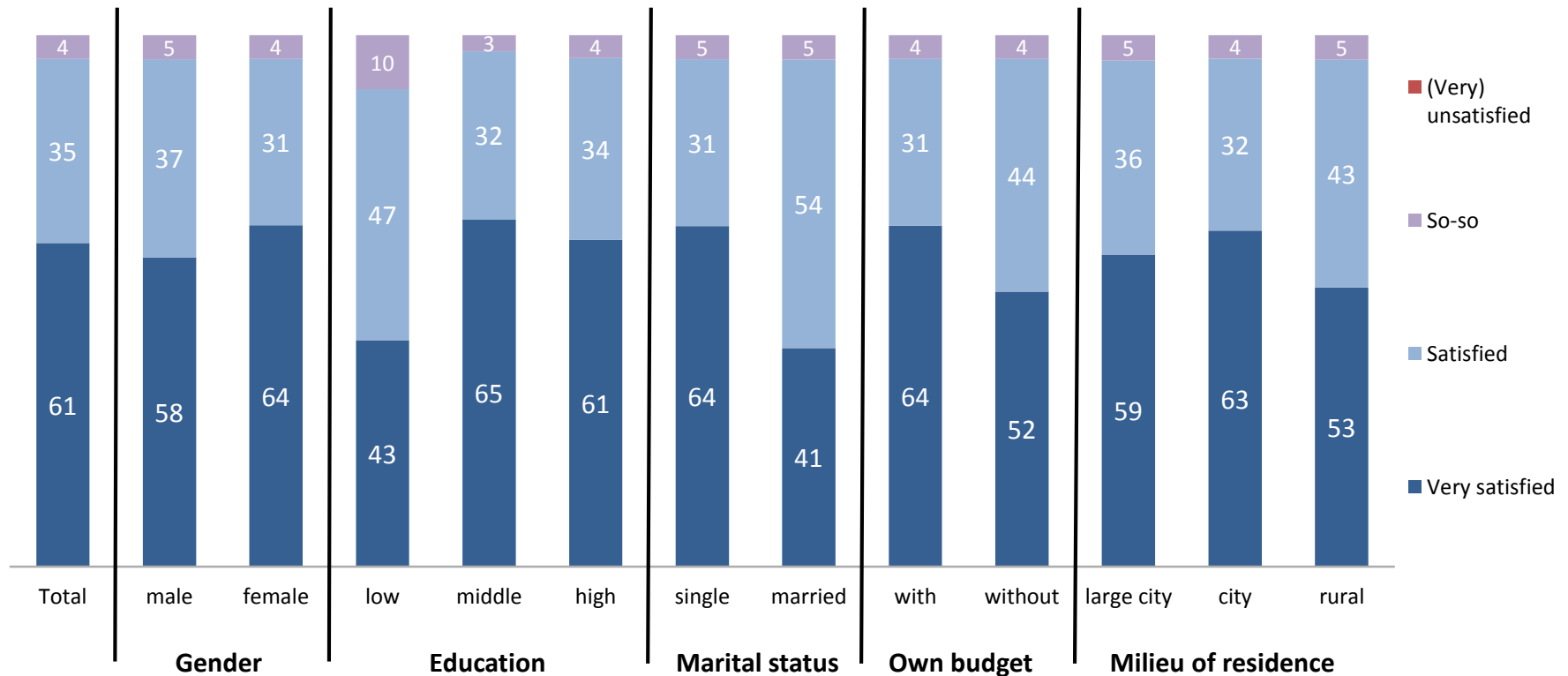
Lebanon: Part of a clique



Q129: Are you part of a fixed group of friends – a “clique” – that is meeting frequently and where everybody knows one another very well?

Universe: National population, 16 to 30 years/
Values in percent

Lebanon: Clique satisfaction



Q130: How satisfied are you with your circle of friends?

Universe: National population, 16 to 30 years/
Basis: Respondents that are part of a clique (Q129)/
Values in percent

Lebanon: Importance of aspects I

	Gender			Education			Marital status		Own budget		Milieu of residence		
	Total	male	female	low	middle	high	single	married	with	without	large city	city	rural
Respecting law and order	9,1	9,0	9,2	8,7	9,2	9,1	9,1	8,9	9,1	9,1	8,4	9,1	9,1
Achieving a high standard of living	9,1	9,1	9,2	9,3	9,1	9,1	9,2	8,9	9,2	9,1	8,6	9,2	9,1
Paying attention to the codes of honour and shame	8,6	8,5	8,7	8,8	8,7	8,5	8,6	8,6	8,6	8,7	8,4	8,5	8,9
Having power and exerting influence	6,6	6,8	6,3	6,0	6,9	6,5	6,6	6,3	6,4	7,0	6,2	6,5	6,9
Developing my own imagination and creativity	8,2	8,1	8,4	7,3	8,2	8,4	8,3	7,8	8,3	8,1	7,4	8,4	8,0
Aiming for more security	8,7	8,7	8,8	8,2	8,8	8,7	8,8	8,4	8,8	8,4	7,8	8,8	8,6
Acting independent from the advices of others	8,0	8,0	7,9	7,7	8,1	8,0	8,0	7,7	8,1	7,7	7,3	8,0	7,9

Q131: As individuals we have imaginations and visions about our personal life, our attitudes and behavior. If you reflect about possible achievements in your life, how important are the following points for you, on a scale from 1 = absolutely unimportant to 10 = absolutely important?

Universe: National population, 16 to 30 years/
Average values

Lebanon: Importance of aspects II

	Gender			Education			Marital status		Own budget		Milieu of residence		
	Total	male	female	low	middle	high	single	married	with	without	large city	city	rural
Supporting socially excluded and marginalised people	7,9	7,7	8,0	6,7	8,0	8,0	7,9	7,6	7,9	7,8	7,0	7,9	7,9
Pursuing my own agenda, even if against interest of others	5,5	5,6	5,3	5,7	5,6	5,3	5,4	5,6	5,2	5,9	5,5	5,3	6,0
Being diligent, hardworking and ambitious	8,6	8,5	8,7	7,7	8,7	8,7	8,7	8,2	8,7	8,3	7,5	8,7	8,6
Tolerating opinions that I actually would not agree with	7,7	7,7	7,7	6,4	7,9	7,8	7,8	7,3	7,6	7,8	6,8	7,8	7,6
Engaging in politics	5,3	5,7	4,7	5,0	4,9	5,5	5,3	5,2	5,2	5,4	5,0	5,2	5,4
Being able to select my partner by myself	8,7	8,6	8,7	8,1	8,7	8,8	8,7	8,4	8,9	8,2	7,9	8,8	8,5
Enjoying life as much as possible	8,6	8,7	8,6	7,9	8,9	8,6	8,8	8,1	8,8	8,2	7,6	8,7	8,7

Q131: As individuals we have imaginations and visions about our personal life, our attitudes and behavior. If you reflect about possible achievements in your life, how important are the following points for you, on a scale from 1=absolutely unimportant to 10=absolutely important?

Universe: National population, 16 to 30 years/
Average values

Lebanon: Importance of aspects III

	Gender			Education			Marital status		Own budget		Milieu of residence		
	Total	male	female	low	middle	high	single	married	with	without	large city	city	rural
Doing what the others do	5,6	5,8	5,4	5,7	5,7	5,6	5,6	5,8	5,3	6,3	5,6	5,5	6,1
Safeguarding the traditions of my home-country	8,0	8,0	8,1	7,9	8,2	8,0	8,0	8,1	8,1	8,0	7,4	8,1	7,9
Engaging in a good family life	8,9	8,8	9,0	8,8	8,9	8,9	8,9	8,9	9,0	8,7	8,3	8,9	8,9
Being proud of the history of my country	8,4	8,3	8,6	8,3	8,5	8,4	8,4	8,5	8,4	8,5	7,8	8,5	8,4
Avoiding Westernisation	7,6	7,6	7,6	8,0	7,6	7,5	7,5	7,9	7,5	7,9	7,6	7,6	7,6
Having a partner that I can trust in	9,0	8,9	9,2	9,1	9,1	9,0	9,0	9,1	9,1	8,9	8,7	9,1	8,9
Having good friends, who appreciate and accept me	8,8	8,7	8,9	8,6	8,8	8,8	8,8	8,7	8,9	8,7	8,2	8,9	8,7

Q131: As individuals we have imaginations and visions about our personal life, our attitudes and behavior. If you reflect about possible achievements in your life, how important are the following points for you, on a scale from 1=absolutely unimportant to 10=absolutely important?

Universe: National population, 16 to 30 years/
Average values

Lebanon: Importance of aspects IV

	Gender			Education			Marital status		Own budget		Milieu of residence		
	Total	male	female	low	middle	high	single	married	with	without	large city	city	rural
Being connected with others	8,7	8,6	8,8	8,5	8,8	8,7	8,8	8,5	8,8	8,5	8,1	8,8	8,7
Living consciously a healthy life	8,8	8,6	8,9	8,3	8,7	8,9	8,8	8,7	8,8	8,7	8,2	8,8	8,9
Allowing my decision to be guided by my emotions	6,6	6,6	6,7	6,9	6,6	6,6	6,7	6,4	6,3	7,3	6,4	6,6	6,9
Being financially independent from others	8,6	8,6	8,7	8,4	8,8	8,6	8,6	8,6	8,7	8,5	8,2	8,6	8,7
Acting environmentally conscious in any circumstance	8,8	8,7	8,9	8,3	8,9	8,9	8,8	8,8	8,8	8,8	8,0	8,8	9,0
Believing in God	9,1	9,0	9,3	9,1	9,2	9,1	9,1	9,2	9,2	9,1	8,4	9,2	9,3
Spreading the message of Islam	6,6	6,3	7,0	6,5	7,2	6,3	6,6	7,0	6,4	7,2	5,9	6,5	7,3

Q131: As individuals we have imaginations and visions about our personal life, our attitudes and behavior. If you reflect about possible achievements in your life, how important are the following points for you, on a scale from 1=absolutely unimportant to 10=absolutely important?

Universe: National population, 16 to 30 years/
Average values

Lebanon: Contact in case of need for money

	Gender			Education			Marital status		Own budget		Milieu of residence		
	Total	male	female	low	middle	high	single	married	with	without	large city	city	rural
My partner	15	6	24	14	14	16	6	52	14	18	15	13	21
Family	83	85	81	66	84	85	90	53	83	83	64	84	84
Friends	12	17	8	25	12	11	13	11	13	11	10	14	7
Neighbours	1	1	1	3	1	0	1	1	1	1		1	1
Awlâd bled	1	1	0	1	1	1	0	2	1	0		1	1
Internet platforms													
Religious scholars	0	0		1		0	0		0	0		0	
Public institutions	1	3	0		1	2	1	3	2	0	1	1	2
Private initiatives	1	1	1	1	1	1	1	2	1		1	1	2
Nobody	2	2	2	9	1	2	1	6	2	4	7	2	1
Other	1	1		1	0	1	1		1		4	0	

Q132: Whom do you approach in case you need money?
Multiple answers possible

Universe: National population, 16 to 30 years/
Values in percent

Lebanon: Contact in case of job-seeking

	Gender			Education			Marital status		Own budget		Milieu of residence		
	Total	male	female	low	middle	high	single	married	with	without	large city	city	rural
My partner	8	4	13	10	9	8	4	27	7	12	2	9	10
Family	46	45	48	41	53	44	48	37	44	53	19	49	46
Friends	40	46	34	42	35	42	41	36	41	37	41	42	32
Neighbours	5	4	5	7	6	3	5	4	3	9	3	5	5
Awlâd bled	4	5	2	6	5	3	4	4	3	6		4	4
Internet platforms	16	14	18	5	12	19	17	9	18	11	14	17	13
Religious scholars	1	0	1	1	1	0	1		0	1		0	1
Public institutions	12	11	12	5	10	13	12	11	12	11	3	12	13
Private initiatives	10	10	9	7	8	11	10	6	9	11	7	9	13
Nobody	4	3	6	11	4	3	3	10	4	5	8	4	4
Other	1	1	2	1	1	1	1	2	1	1	6	1	1

Q132: Whom do you address in case you are looking for work?
Multiple answers possible

Universe: National population, 16 to 30 years/
Values in percent

Lebanon: Contact in case of sickness

	Gender			Education			Marital status		Own budget		Milieu of residence		
	Total	male	female	low	middle	high	single	married	with	without	large city	city	rural
My partner	18	13	23	23	15	19	7	62	16	22	27	17	18
Family	86	87	84	79	88	85	91	61	85	87	65	87	85
Friends	7	8	5	6	6	7	7	6	6	8	8	7	4
Neighbours	1	0	2	1	2	1	1	1	0	3		1	1
Awlâd bled													
Internet platforms	0	0	0			1	0		0	0		0	
Religious scholars													
Public institutions	1	1	0	3		1	1	1	1	1	2	1	1
Private initiatives	0	0	0		1	0	1		1			0	1
Nobody	1	2	1	1	1	2	1	2	2	1	3	1	2
Other	0	0	1	1		1	0		1		3	0	

Q132: Whom do you address in case you are sick?
Multiple answers possible

Universe: National population, 16 to 30 years/
Values in percent

Lebanon: Contact in case of personal problems

	Gender			Education			Marital status		Own budget		Milieu of residence		
	Total	male	female	low	middle	high	single	married	with	without	large city	city	rural
My partner	22	18	26	31	17	22	12	63	19	27	17	21	24
Family	71	70	72	54	76	71	75	54	69	75	67	72	69
Friends	30	34	26	39	27	30	33	16	31	28	23	31	28
Neighbours	2	1	3	4	1	2	2	1	2	2	2	2	1
Awlâd bled	0	1		1	0	0	0	0	0			0	1
Internet platforms													
Religious scholars	0	1		1	0	0	0	1	1			1	
Public institutions	0	1		3		0	0		0	1		0	
Private initiatives	1	2	1	1	2	1	2	0	1	1		1	2
Nobody	3	4	2	5	3	3	3	2	4	1	3	3	2
Other	1	1	1	1	1	1	1	0	1		6	1	

Q132: Whom do you address in case of personal problems?
Multiple answers possible

Universe: National population, 16 to 30 years/
Values in percent

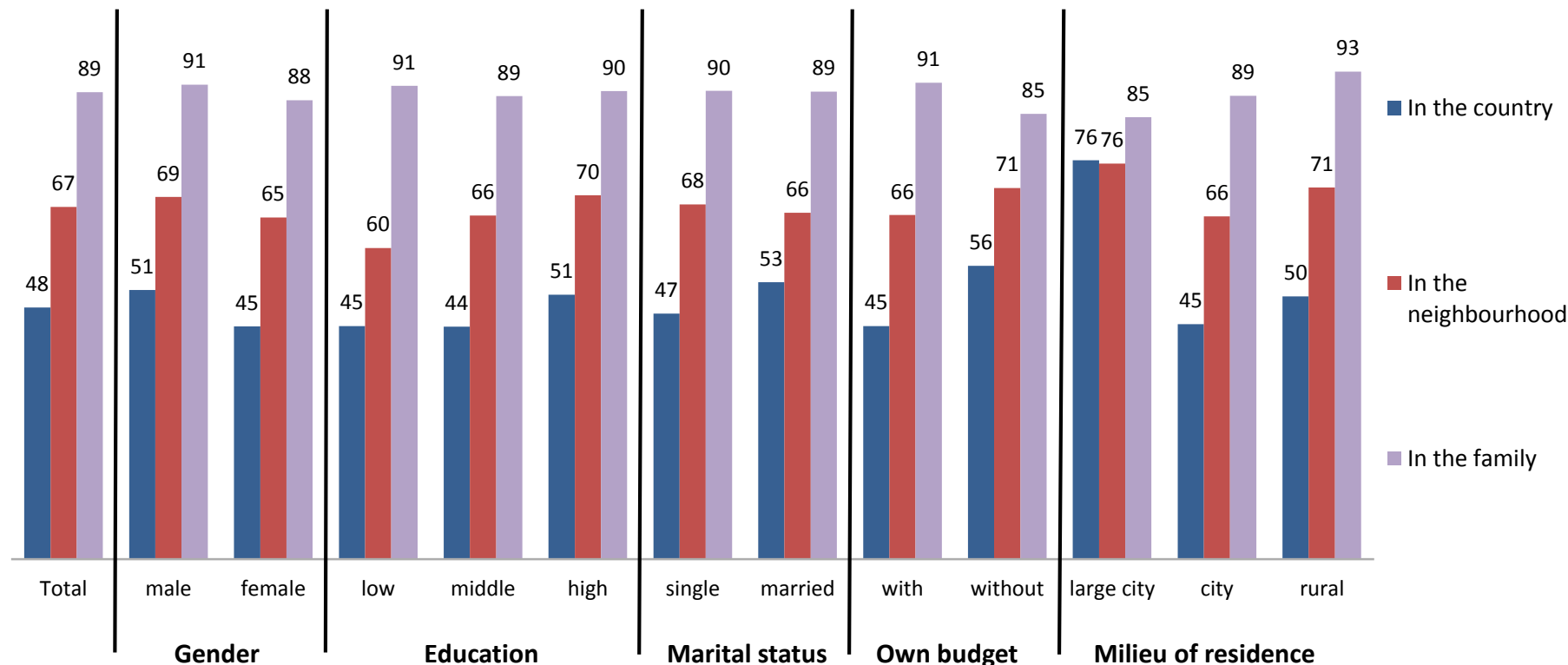
Lebanon: Family life

	Total	male	female	low	middle	high	single	married	with	without	large city	city	rural
One needs a family	91	88	95	95	90	92	90	97	91	91	96	92	88
One can live alone and be happy	4	6	3	4	5	4	5	1	5	2		5	5
Alone, one definitely is happier	1	1	1		1	1	1	1	1	1	2	1	1
Not sure	3	5	2	1	5	3	4	1	3	5	2	3	6

Q133: Do you believe that one needs a family to live a happy life or can one be as happy or even happier living alone?

Universe: National population, 16 to 30 years/
Values in percent

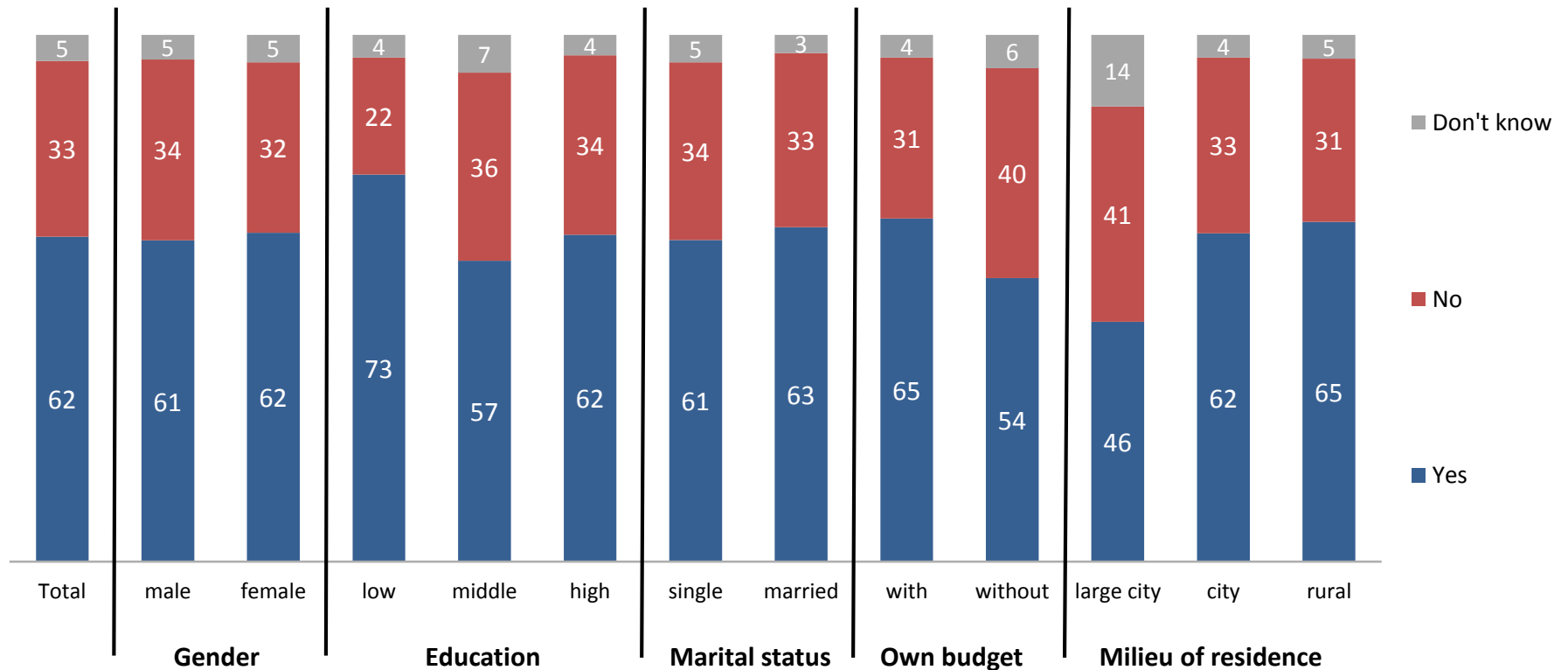
Lebanon: Harmony between men and women



Q134: How would you describe the relations between men and women in your country / in your neighbourhood / in your family? (In harmony or in tension?)

Universe: National population, 16 to 30 years/
Values in percent answer "in harmony" /
missing values "in tension" and "don't know"

Lebanon: Finding a partner



Q135: Has it become more difficult to find a partner in recent years?

Universe: National population, 16 to 30 years/
Values in percent

Lebanon: Finding a partner: men

	Gender			Education			Marital status		Own budget		Milieu of residence		
	Total	male	female	low	middle	high	single	married	with	without	large city	city	rural
Women demand higher financial security	31	31		32	27	33	32	25	30	33	21	31	33
Women no longer accept traditional rules	12	12		15	13	11	11	18	10	18	22	11	11
Women demand new models of partnership	1	1		6	1	0	2		2			1	2
Women have become too demanding	35	35		37	31	36	33	44	35	34	37	35	32
Lack of trust	22	22		16	26	21	23	10	24	11	20	23	19
Other	4	4			5	4	4	3	4	3		3	7

Q136: Why has it become more difficult to find a partner in recent years?
Multiple answers possible

Universe: National population, 16 to 30 years/
Basis: Men (Q003) that find it more difficult to find a partner (Q135)/ Values in percent

Lebanon: Finding a partner: women

	Gender			Education			Marital status		Own budget		Milieu of residence		
	Total	male	female	low	middle	high	single	married	with	without	large city	city	rural
Men are increasingly poor and cannot take care of a family	40		40	44	39	39	37	45	36	48	61	43	27
Men are not ready to accept an educated woman	8		8	3	4	10	8	7	10	4		7	10
Men’s moral standards are decaying.	13		13	13	12	13	14	11	14	12	6	11	19
Men have become too demanding	9		9	6	10	9	6	16	10	7	7	7	15
Lack of trust	29		29	24	33	27	30	24	28	30	16	28	33
Other	7		7	9	6	7	7	7	8	5	10	6	10

Q137: Why has it become more difficult to find a partner in recent years:?

Multiple answers possible

Universe: National population, 16 to 30 years/

Basis: Women (Q003) that find it more difficult to find a partner (Q135)/ Values in percent

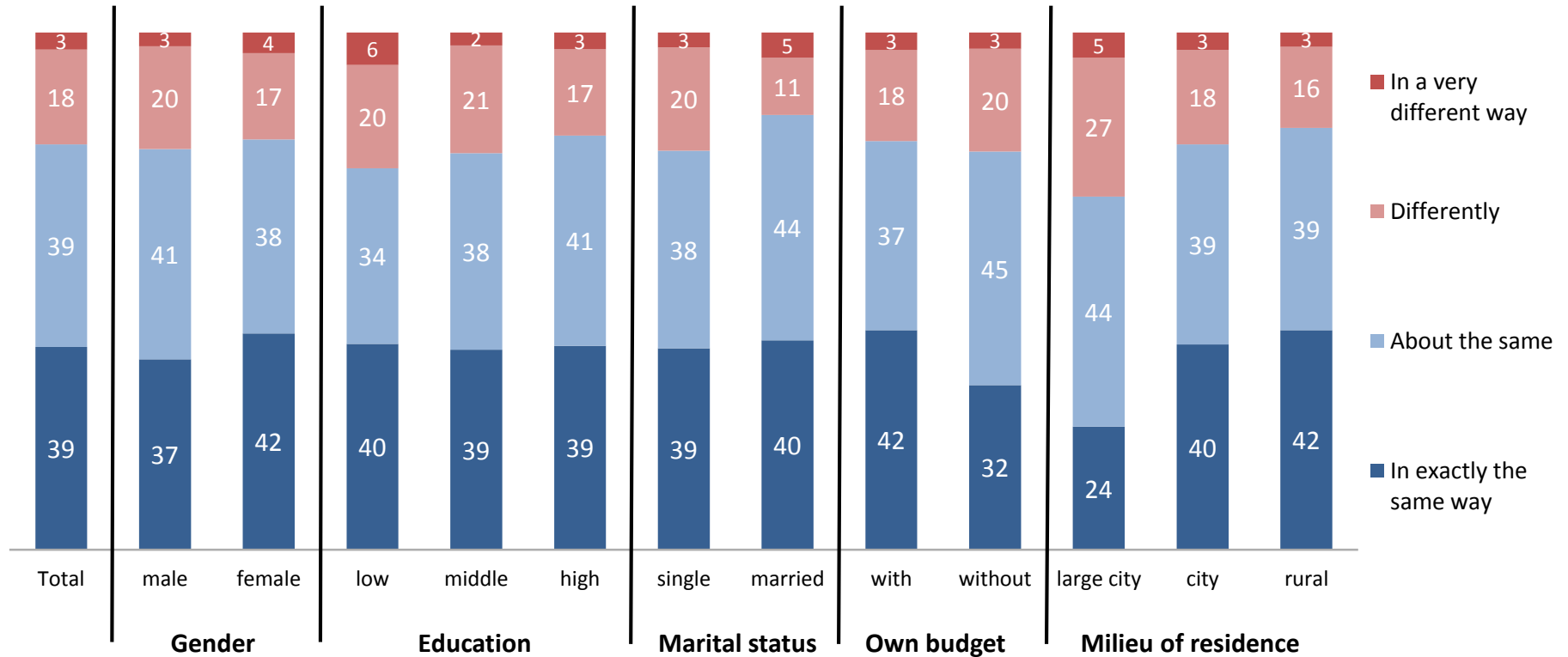
Lebanon: Children

	Gender			Education			Marital status		Own budget		Milieu of residence		
	Total	male	female	low	middle	high	single	married	with	without	large city	city	rural
One needs own children	86	84	89	91	85	86	84	95	86	85	90	87	83
One can live happily without children	6	6	7	6	7	6	7	3	7	5		7	6
Without children, one definitely is happier	1	2	1	1	1	1	2	1	1	2		1	3
Not sure	6	9	4	3	7	6	7	1	6	7	10	5	8

Q138: What about children. Does one need children in order to live a happy life or can one be as happy or even happier without children?

Universe: National population, 16 to 30 years/
Values in percent

Lebanon: Raising children



Q139: Would you (or do you) raise your children the same way as your parents raised you?

Universe: National population, 16 to 30 years/
Values in percent

Lebanon: Anxieties

	Gender			Education			Marital status		Own budget		Milieu of residence		
	Total	male	female	low	middle	high	single	married	with	without	large city	city	rural
Losing your work	33	35	32	36	31	34	33	33	35	29	29	37	23
Becoming poor	42	43	41	46	43	41	42	44	41	45	30	44	40
Becoming seriously sick	48	43	53	43	50	48	46	54	47	49	58	49	41
Not having friends	23	22	25	28	24	22	24	21	22	27	18	24	22
Being forced to leave your country for political reasons	36	34	38	38	35	36	36	35	35	38	25	38	30
Staying unmarried and single	17	17	18	21	17	17	20	8	16	20	18	18	14
Falling out seriously with your parents	22	20	24	24	22	21	23	14	21	22	18	22	23

Q140: Let's now talk about your anxieties concerning the future. Are you anxious about...

Universe: National population, 16 to 30 years/
Values in percent "fairly / very much"

Lebanon: Anxieties II

	Gender			Education			Marital status		Own budget		Milieu of residence		
	Total	male	female	low	middle	high	single	married	with	without	large city	city	rural
Not being as successful in live as your wish	35	33	37	35	34	35	36	27	35	34	14	36	37
Becoming a victim of a terror attack	44	40	48	45	44	43	43	46	42	48	47	45	41
Becoming dependent on drugs	14	15	12	22	15	12	14	12	12	17	16	13	15
Being forced to leave your country for economic reasons	41	40	42	35	43	42	41	40	41	42	35	43	38
Increasing insecurity	56	54	58	54	57	56	56	56	57	54	58	56	55
Armed conflicts threatening your family	41	38	44	28	46	41	41	42	37	50	40	41	41

Q140: Let's now talk about your anxieties concerning the future. Are you anxious about...

Universe: National population, 16 to 30 years/
Values in percent "very much / fairly"

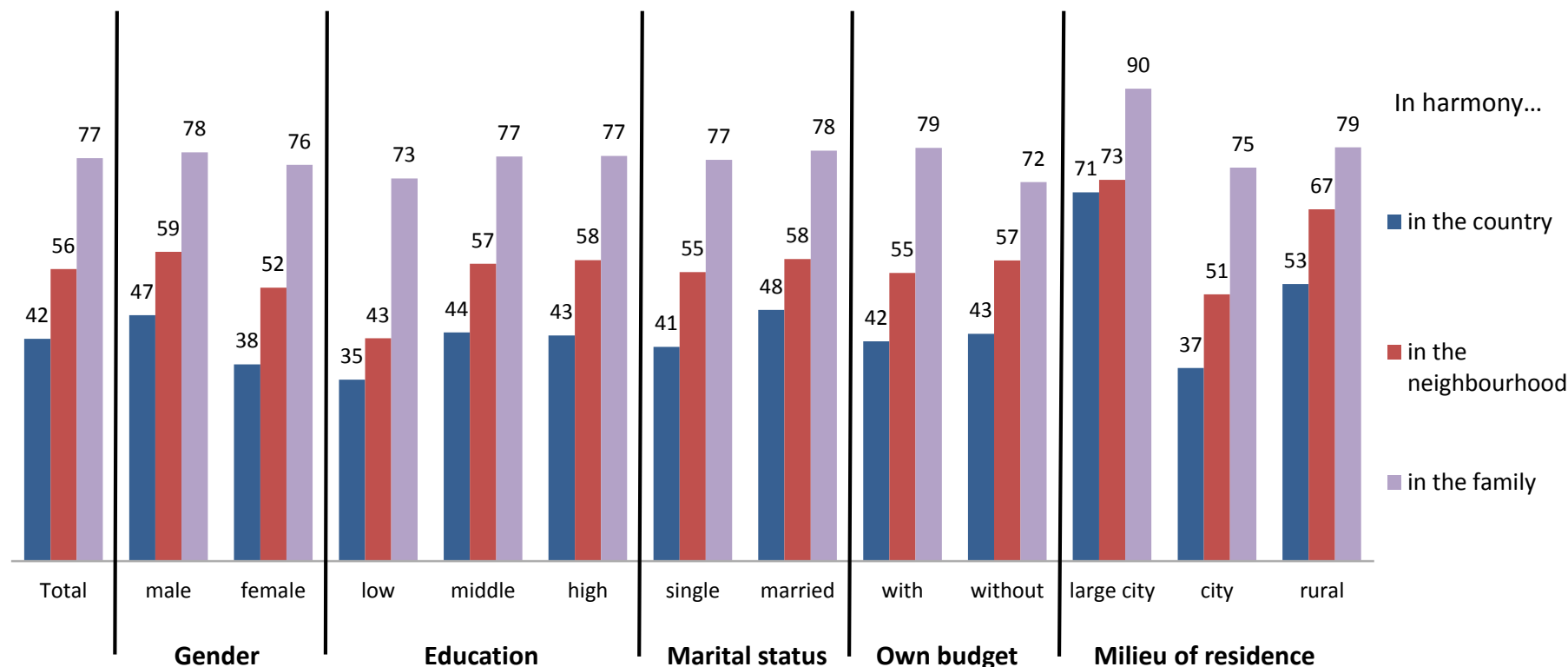
Lebanon: Importance of changes

	Gender			Education			Marital status		Own budget		Milieu of residence		
	Total	male	female	low	middle	high	single	married	with	without	large city	city	rural
Changes within the family	37	35	40	47	39	35	36	45	40	31	27	38	39
Social instability	30	30	31	42	31	28	30	33	30	32	28	31	30
Job losses	32	34	30	44	32	30	31	37	32	33	20	34	30
Food shortage	23	23	23	44	25	18	22	29	21	28	24	23	22
Sectarian divisions	30	31	29	34	34	28	30	32	28	36	20	30	35
Increasing separation from the outside world	25	24	27	22	29	24	24	32	21	35	24	25	27
Growing violence	41	38	43	37	46	39	39	48	37	50	39	41	41
Climate change	30	28	33	25	31	31	30	33	28	36	15	33	25

Q141: What about changes in your life during the last 5 years. How important are they?

Universe: National population, 16 to 30 years/
Values in percent "(very) important"

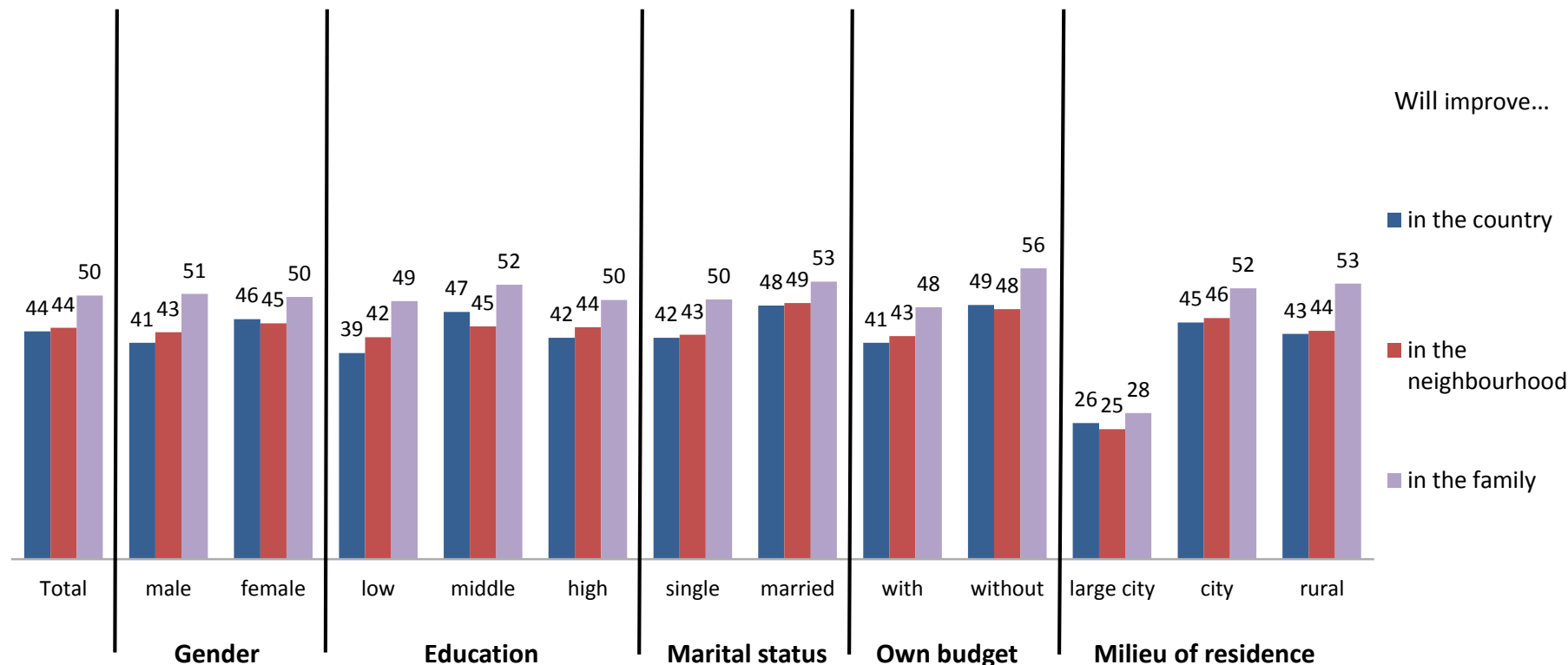
Lebanon: Relationship between the generations



Q142: How would you describe the relations between the younger and older generations...?

Universe: National population, 16 to 30 years/
 Values in percent "in harmony"
 missing values "in tension" and "don't know"

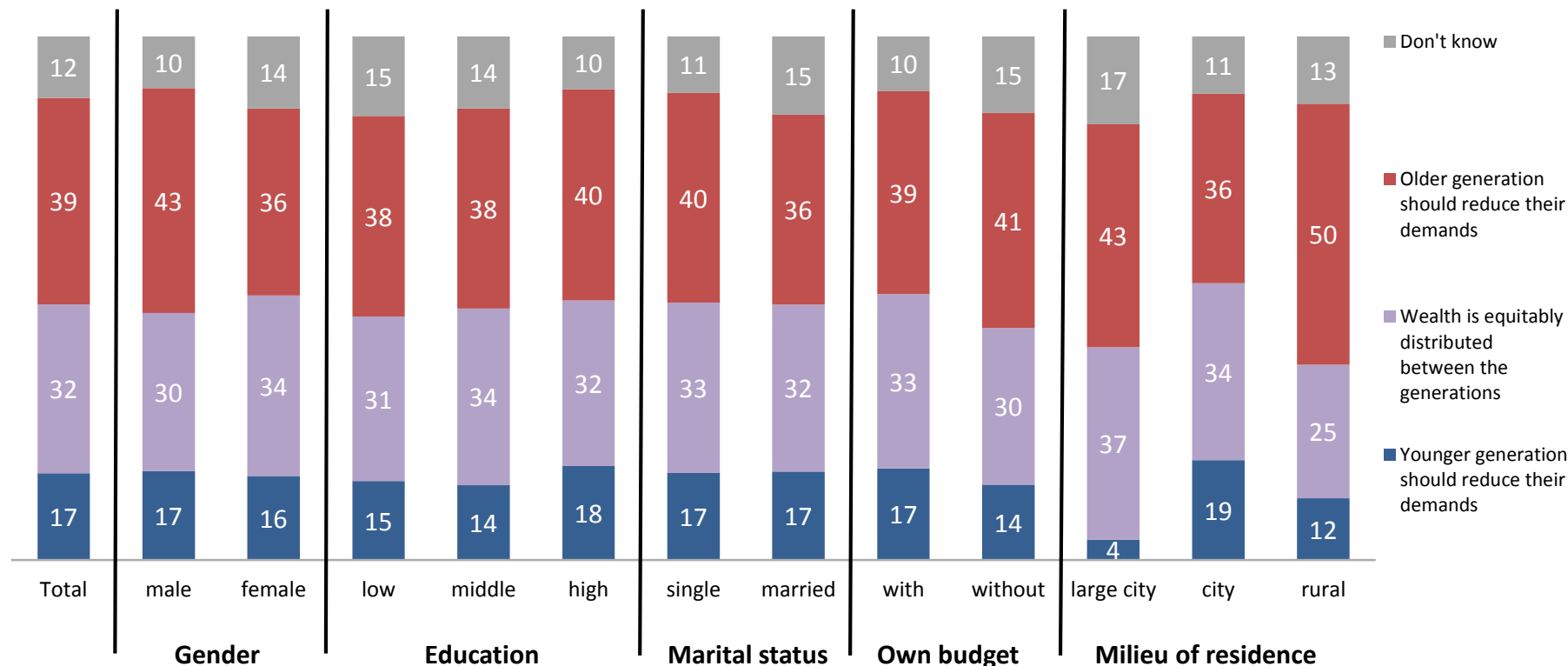
Lebanon: Future relationship between the generations



Q143: How will these generational relations develop in the future...?

Universe: National population, 16 to 30 years/
Values in percent "generational relations will improve"
missing values "will remain as they are", "will deteriorate" and "don't know"

Lebanon: Distribution of wealth between generations

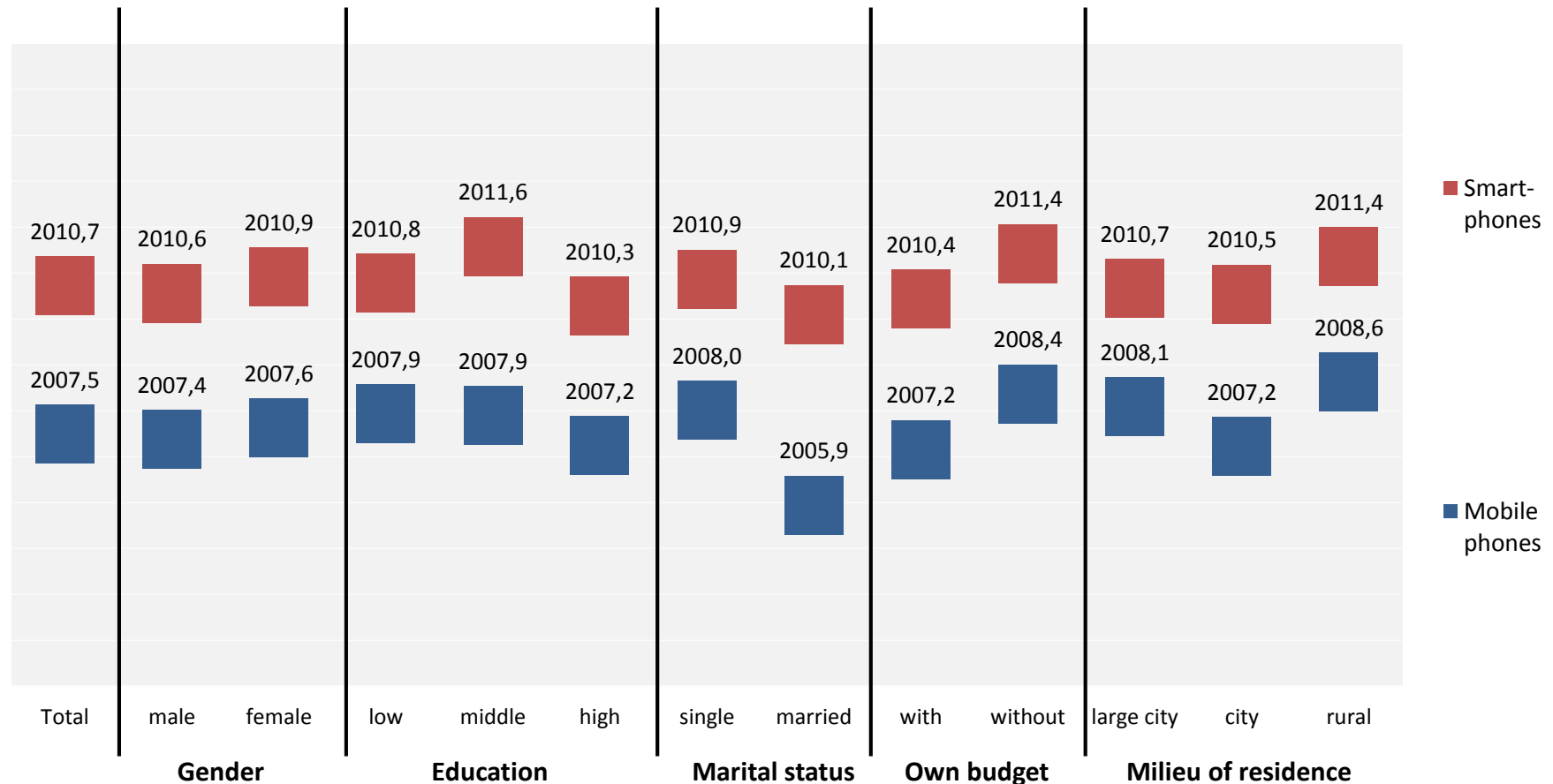


Q144: What about the distribution of wealth between the generations? Which of the following statements corresponds most with your opinion?

Universe: National population, 16 to 30 years/
Values in percent

COMMUNICATION

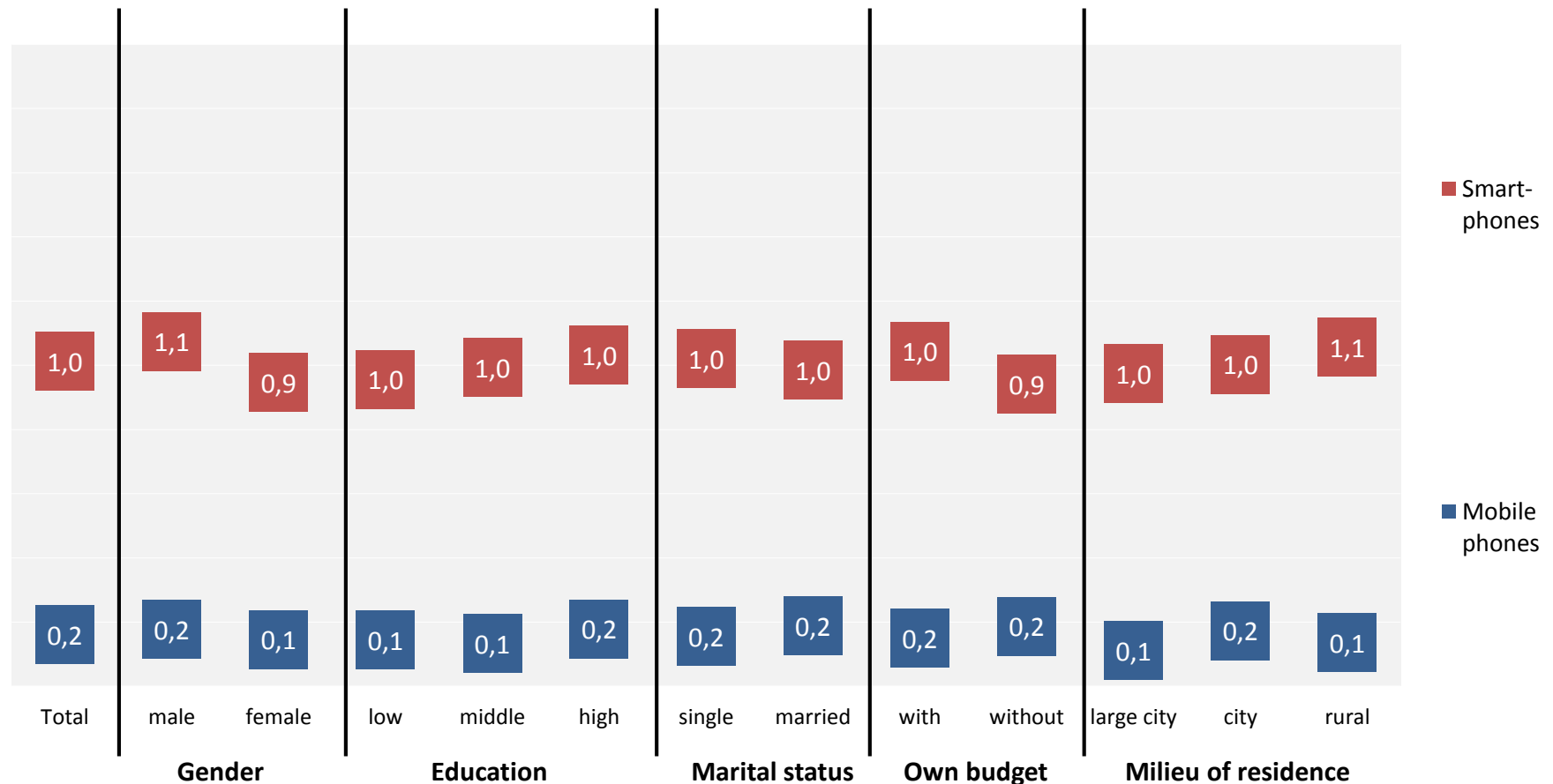
Lebanon: Year of first mobile phone / smartphone



Q145: When (year) did you get your first mobile phone / smartphone?

Universe: National population, 16 to 30 years/
Average values

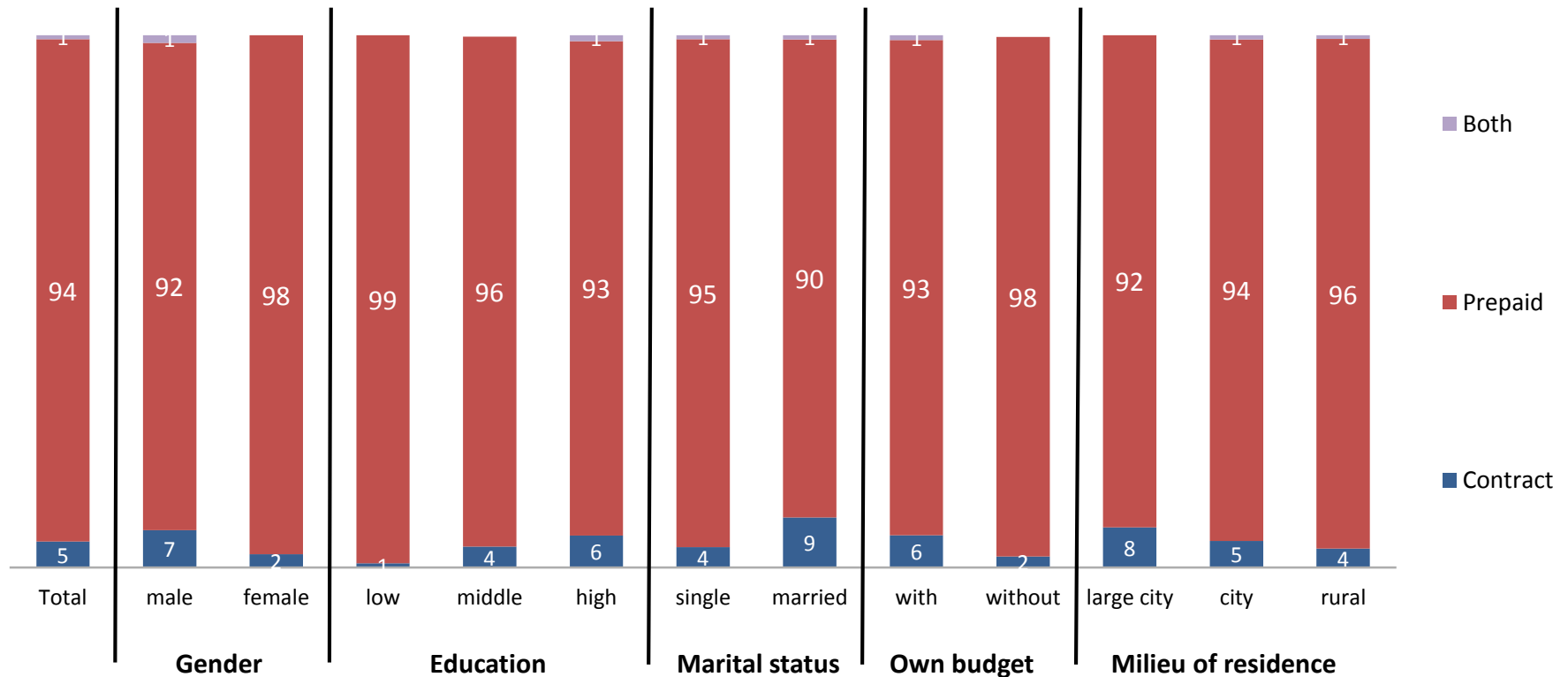
Lebanon: Number of phones



Q146: How many mobile phones / smartphones do you currently possess?

Universe: National population, 16 to 30 years/
Average values

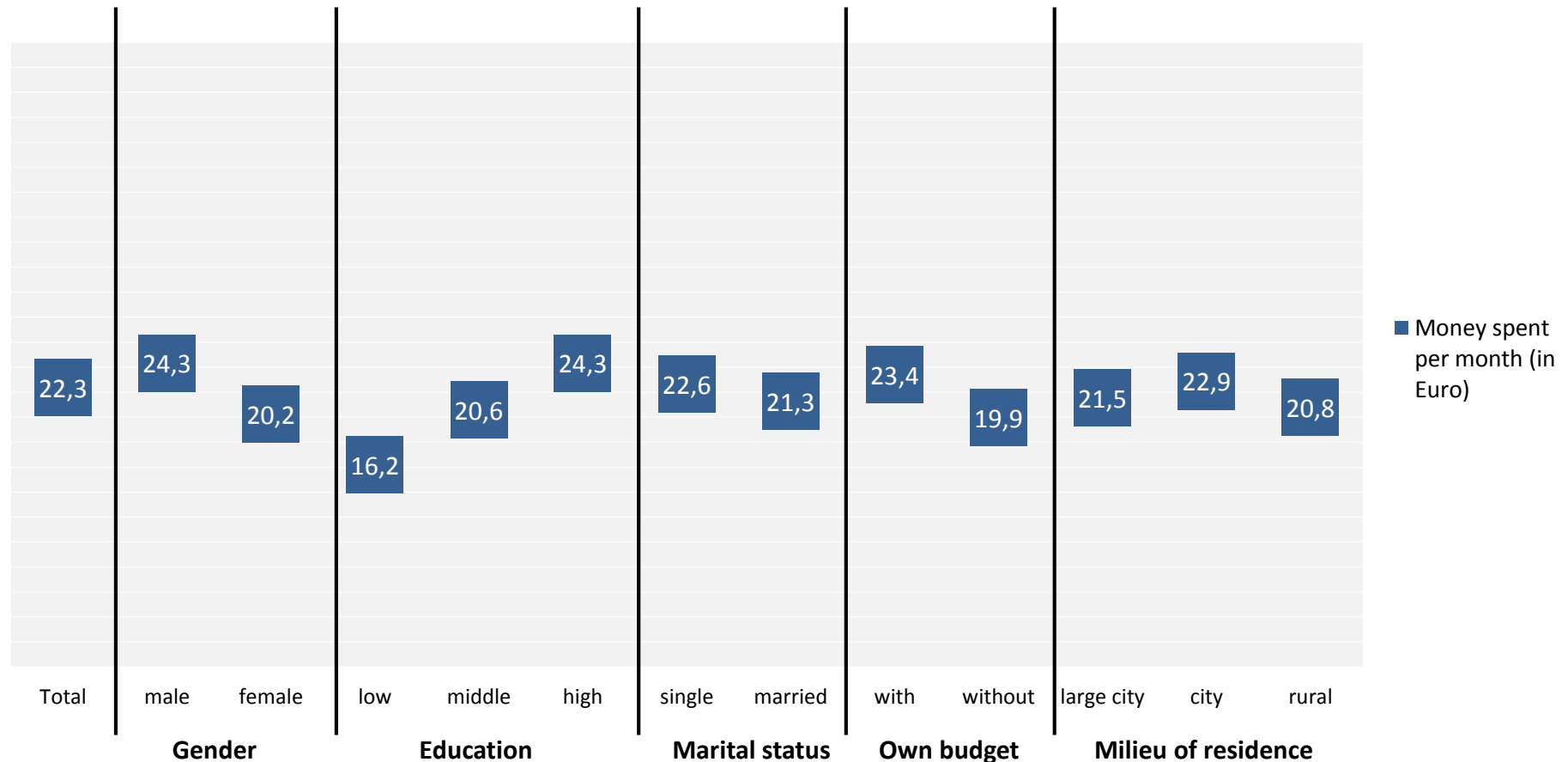
Lebanon: Phone contract



Q147: Do you currently possess a contract or do you use prepaid?

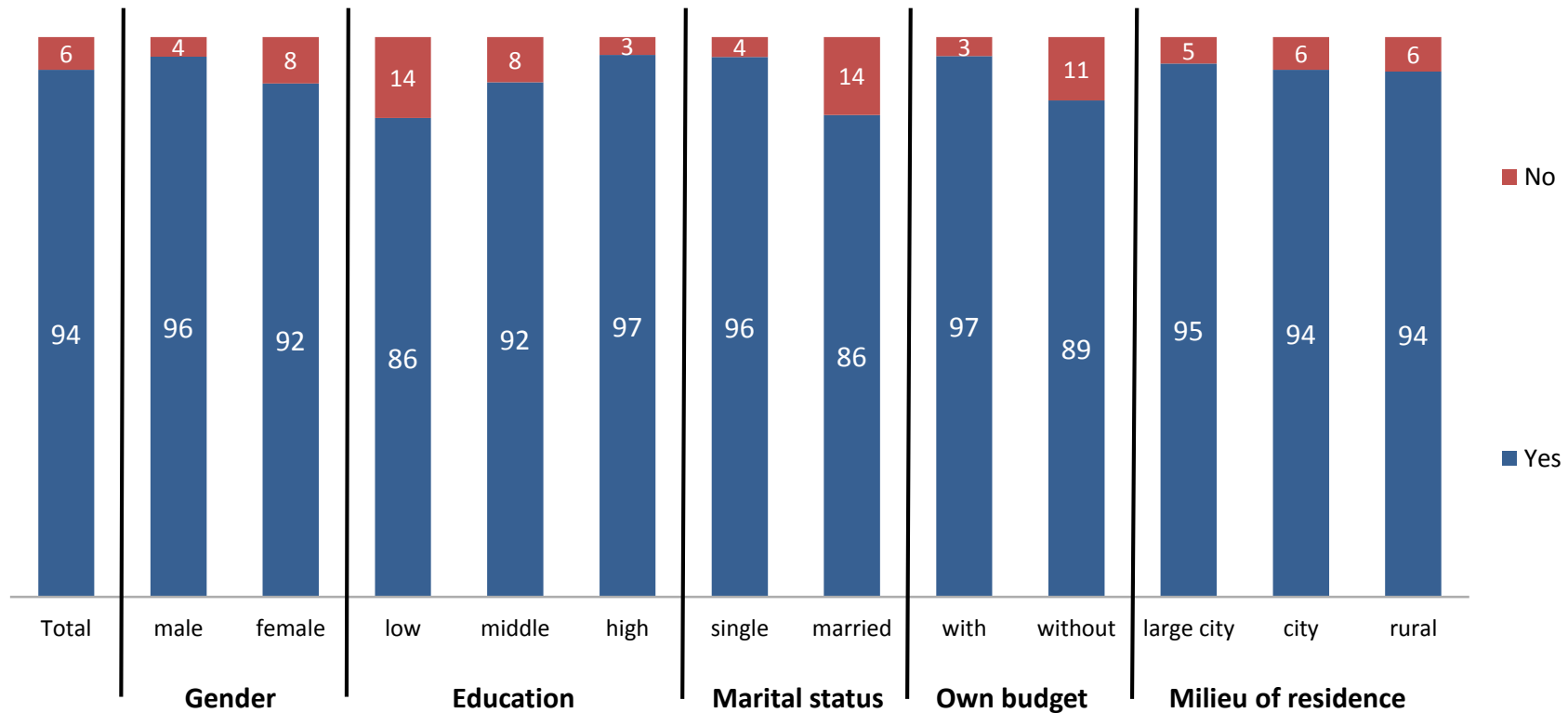
Universe: National population, 16 to 30 years/
Basis: Respondents that possess either a mobile or a smart phone (Q146)
Values in percent

Lebanon: Money spent on phones



Q148: How much money do you spend for your mobile phone or smartphone per month?
 Universe: National population, 16 to 30 years/
 Basis: Respondents that possess either a mobile or a smart phone (Q146)
 Average values Euro

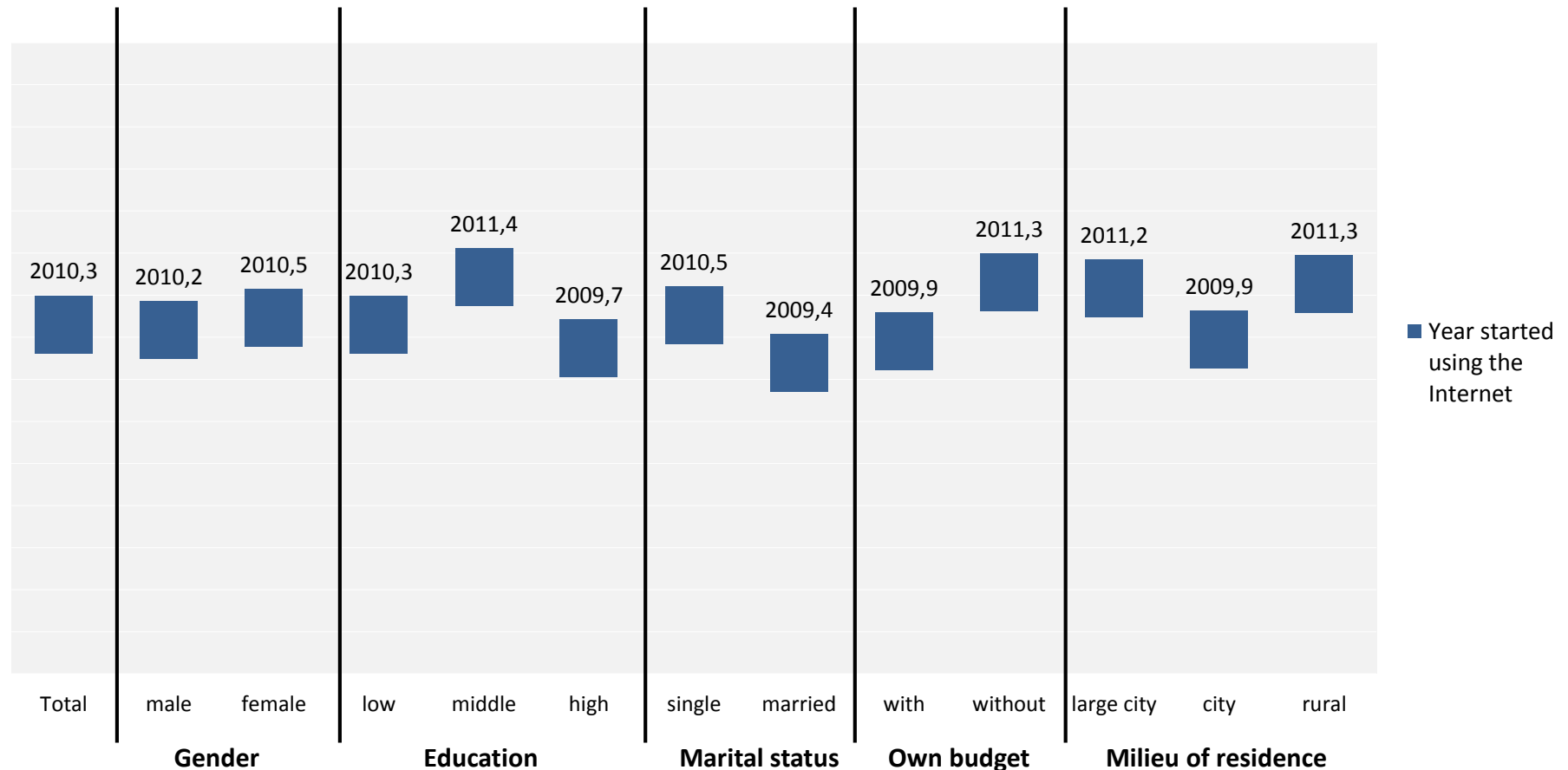
Lebanon: Internet usage



Q149: Do you use the Internet?

Universe: National population, 16 to 30 years/
Values in percent

Lebanon: Year start using the Internet



Q150: In what year did you start using it?

Universe: National population, 16 to 30 years/
Basis: Respondents that use the Internet (Q149)
Average values

Lebanon: Internet usage

	Gender			Education			Marital status		Own budget		Milieu of residence		
	Total	male	female	low	middle	high	single	married	with	without	large city	city	rural
At home	89	87	91	80	88	91	88	90	89	89	93	90	84
At your workplace	32	35	28	38	17	38	30	37	41	8	39	33	25
Via Internet café (cyber)	24	30	17	17	20	27	26	14	26	18	10	25	24
In school/university	22	21	22	9	16	27	25	7	21	25	19	23	17
In shops, cafés, restaurants etc.	18	19	17	8	15	21	20	8	19	15	11	20	13
Everywhere where I have access to the net	50	51	48	46	48	52	51	46	50	51	64	51	41
Other	1	1	1	3	1	0	1	0	0	1		1	

Q151: And where do you use it?
Multiple answers possible

Universe: National population, 16 to 30 years/
Basis: Respondents that use the Internet (Q149)/ Values in percent

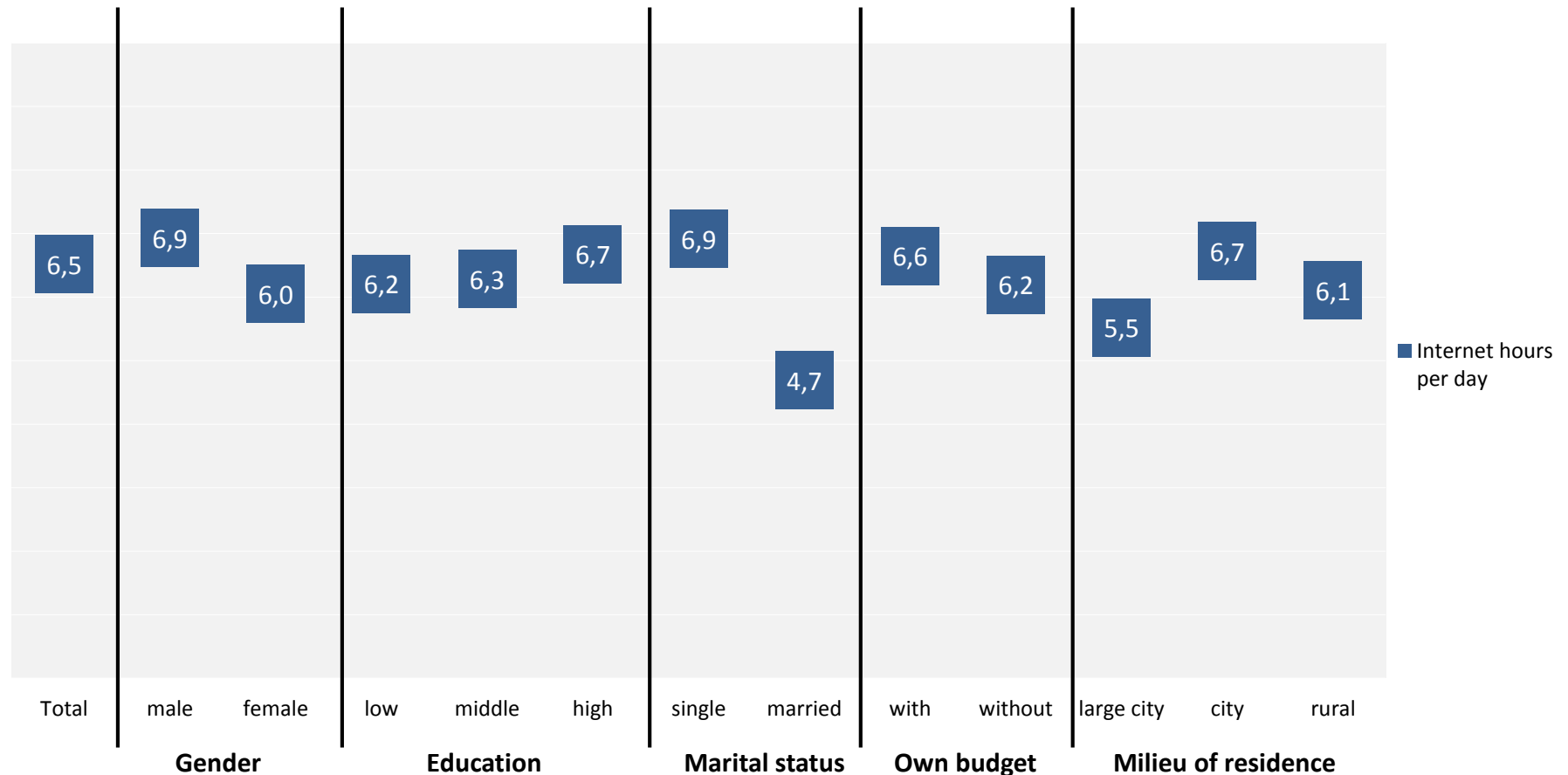
Lebanon: Internet usage - devices

	Gender			Education			Marital status		Own budget		Milieu of residence		
	Total	male	female	low	middle	high	single	married	with	without	large city	city	rural
Phone / Smartphone	98	98	97	96	98	98	97	99	98	96	100	97	99
Tablet / iPad	12	13	11	1	13	13	13	8	13	11	10	14	7
Desktop PC	6	8	3	3	4	7	6	4	6	5	4	7	3
Laptop	27	26	27	7	25	31	29	18	28	23	6	31	17
Smart TV	2	2	3		2	2	2	1	2	3	2	2	1

Q152: Which devices do you usually use to connect to the Internet?
Multiple answers possible

Universe: National population, 16 to 30 years/
Basis: Respondents that use the Internet (Q149)/ Values in percent

Lebanon: Internet usage per day



Q153: How many hours do you use the Internet per day?

Universe: National population, 16 to 30 years/
Basis: Respondents that use the Internet (Q149)
Average values

Lebanon: Internet usage

	Gender			Education			Marital status		Own budget		Milieu of residence		
	Total	male	female	low	middle	high	single	married	with	without	large city	city	rural
Facebook	85	87	82	68	83	88	87	76	85	83	90	86	80
Skype	19	20	18	10	13	24	21	12	22	12	12	21	14
Blogs	5	6	5	3	4	7	6	1	6	5	4	6	6
Twitter	24	25	23	15	20	28	27	11	25	22	24	27	15
WhatsApp	97	97	97	99	96	97	97	99	97	96	98	98	95
Viber	44	47	41	35	41	47	46	34	47	37	39	46	39
Instagram	43	47	39	12	45	47	48	19	46	36	40	46	36
None	1	1	1		2	1	1	0	1	1		1	1

Q154: Do you use...
Multiple answers possible

Universe: National population, 16 to 30 years/
Basis: Respondents that use the Internet (Q149)/ Values in percent

Lebanon: Usage of social networks

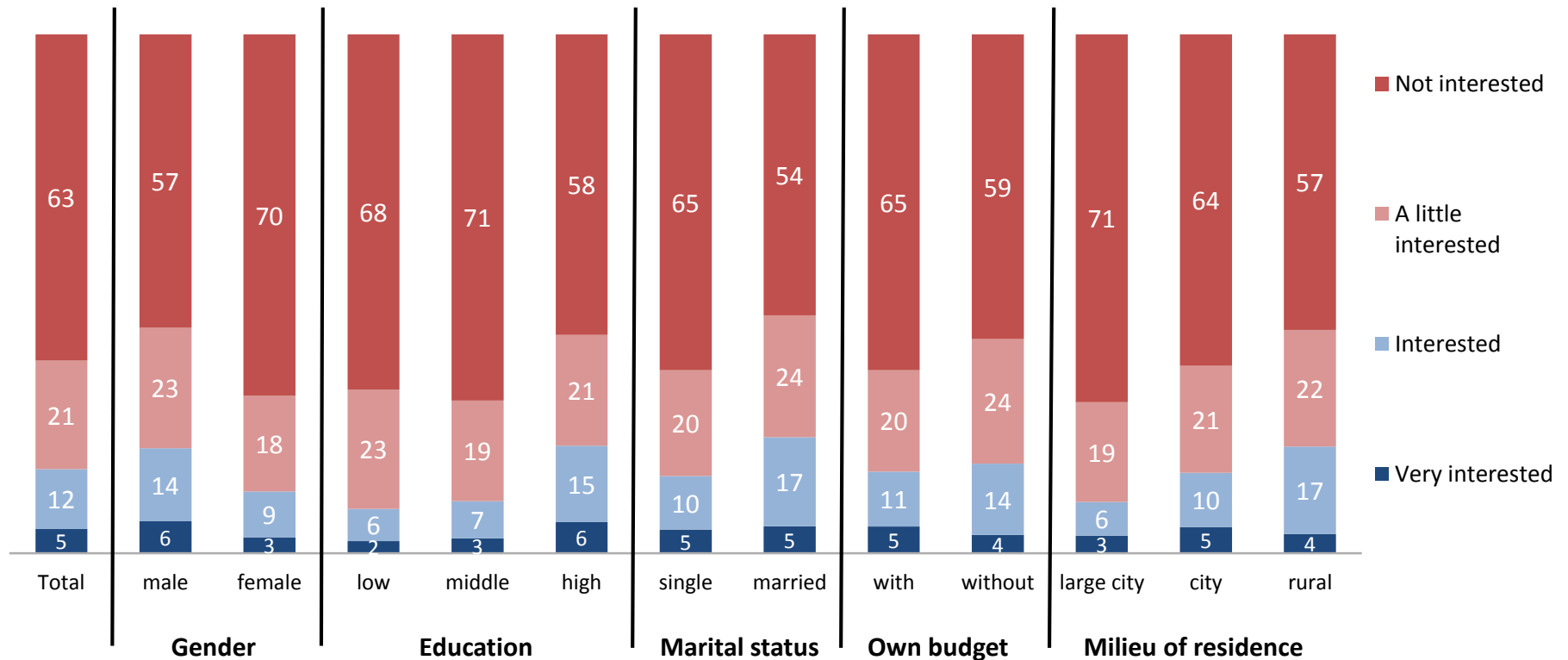
	Gender			Education			Marital status		Own budget		Milieu of residence		
	Total	male	female	low	middle	high	single	married	with	without	large city	city	rural
Share music / videos/ pictures	62	60	64	57	67	61	65	50	61	64	64	62	64
Look for work opportunities	22	24	19	19	15	25	23	14	20	27	22	23	18
Organise meetings with friends	55	58	52	51	52	57	59	37	60	44	49	55	59
Keep in contact with friends and family	83	85	81	78	84	84	84	78	85	80	94	82	85
Look for a possible partner	12	13	11	23	15	9	14	3	13	11	15	12	12
Discuss politics	8	9	6	6	6	9	8	6	7	9	5	8	8
Mobilise friends and other people for politics	5	6	4	3	4	6	5	4	5	4	4	5	5
Actively oppose specific political positions	5	5	5	2	4	6	5	5	5	5	4	5	6
Discuss religious affairs	7	8	6	9	8	6	7	5	7	7	5	7	8
Mobilise friends and other people for religious affairs	6	5	6	5	6	6	6	6	5	7	5	6	7
Actively oppose specific religious positions	5	5	5	3	5	5	5	5	5	5	3	5	5

Q155: How do you use social networks like Facebook, blogs or WhatsApp?

Basis: Respondents that use the Internet (Q149)/ Values in percent answer "Frequently" or "always"

PARTICIPATION

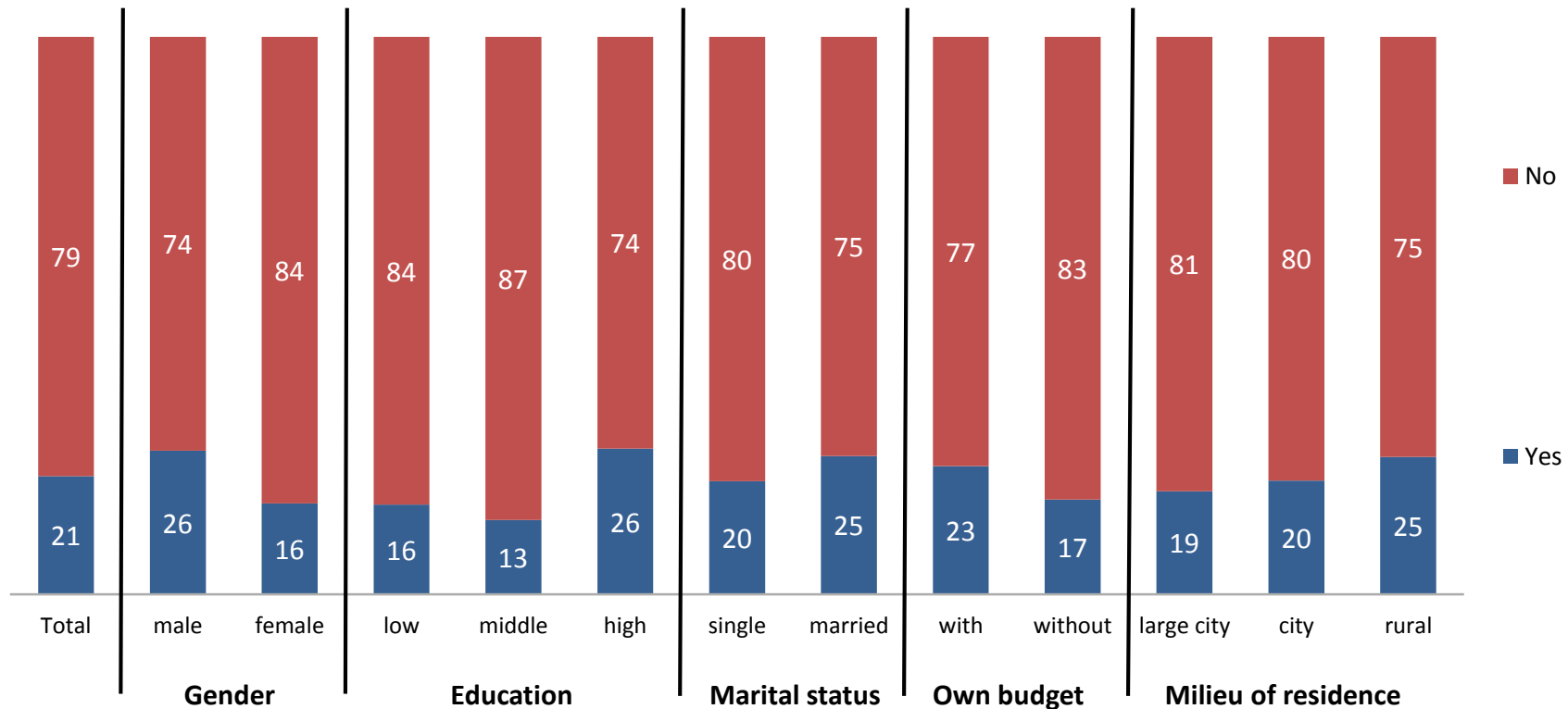
Lebanon: Political interest



Q156: Are you interested in politics?

Universe: National population, 16 to 30 years/
Values in percent

Lebanon: Political information



Q157: Do you inform yourself actively about politics?

Universe: National population, 16 to 30 years/
Values in percent

Lebanon: Sources of information

	Gender			Education			Marital status		Own budget		Milieu of residence		
	Total	male	female	low	middle	high	single	married	with	without	large city	city	rural
Face-to-face	36	41	28	5	37	39	38	32	35	39	31	39	31
Mobile	23	21	28	14	23	25	25	19	24	22	18	26	19
Internet	45	48	40	19	48	48	49	33	48	38	38	47	41
TV	67	65	69	89	76	62	67	66	66	69	49	72	55
Newspaper	6	7	4		2	8	3	16	8	1	19	6	2
Radio	5	5	5		2	6	5	7	7			4	9
Other	2	2	3		3	3	2	3	1	6		1	6

Q158: What sources and means of information are you using?
Multiple answers possible

Universe: National population, 16 to 30 years/
Basis: Respondents that inform themselves actively about politics (Q157)/ Values in percent

Lebanon: Political actions considered

		Gender		Education			Marital status		Own budget		Milieu of residence		
	Total	male	female	low	middle	high	single	married	with	without	large city	city	rural
Participate in a demonstration	13	14	12	14	11	14	14	8	14	10	8	13	14
Participate in a strike	14	15	13	7	12	17	16	8	15	12	8	14	17
Join a political party	10	13	7	9	7	12	11	7	11	8	6	10	12
Participate in elections	35	37	34	37	24	41	34	42	37	33	34	32	47
Inform yourself via Internet / Twitter about joining a group	9	11	7	3	8	10	10	4	9	9	7	9	9
Mobilise others via Internet in order to act	8	9	6	5	8	8	8	4	8	6	5	8	7
Boycott buying certain goods	10	11	9	9	10	10	10	10	10	11	9	10	11
Distribute flyers	6	7	5	5	6	6	7	2	7	5	2	7	4
Sign an online petition	7	7	6	5	6	7	7	5	7	5	9	7	4
Engage in an association	13	13	12	12	10	14	13	9	13	12	13	12	13
Act as a sprayer	3	4	2	1	3	4	4	2	3	4	1	3	4

Q159: If there is something that is important to you and you like to be heard or have a political impact, which of the following possibilities would you probably or probably not consider doing? Would you...?

Universe: National population, 16 to 30 years/
Values in percent "probably / certainly"

Lebanon: Political actions used

		Gender		Education			Marital status		Own budget		Milieu of residence		
	Total	male	female	low	middle	high	single	married	with	without	large city	city	rural
Participate in a demonstration	15	20	10	12	12	17	16	12	16	12	16	15	16
Participate in a strike	10	11	9	6	9	11	11	7	9	11	8	10	10
Join a political party	8	9	6	8	5	9	8	7	9	5	2	8	7
Participate in elections	21	23	19	26	11	26	17	40	24	15	32	20	24
Inform yourself via Internet / Twitter about joining a group	2	2	2	1	2	2	2	1	2	2	4	2	1
Mobilise others via Internet in order to act	3	3	2	1	3	3	3	1	2	3	6	3	1
Boycott buying certain goods	4	5	4	6	3	5	4	6	5	4	8	5	1
Distribute flyers	2	3	2	3	2	3	3	2	3	2		3	2
Sign an online petition	2	2	2	1	1	3	2	3	2	2	6	2	
Engage in an association	6	7	5	5	3	7	6	6	7	3	7	6	5
Act as a sprayer	1	1	1	1	1	2	1		2	0		2	0

Q160: Which of these options have you already used or participated in?
Multiple answers possible

Universe: National population, 16 to 30 years/
Values in percent "yes"

Lebanon: Civic engagement I

	Gender			Education			Marital status		Own budget		Milieu of residence		
	Total	male	female	low	middle	high	single	married	with	without	large city	city	rural
For the interest of the young people	18	20	15	5	18	20	20	10	20	13	7	20	14
For improving living together in my area of residence	18	20	15	8	18	19	20	10	20	13	7	19	16
For organising useful activities in the leisure time of young people	19	21	16	8	17	21	21	9	21	14	8	21	14
For a better and cleaner environment	24	25	24	13	23	27	27	16	27	17	12	27	19
For improving the situation of disabled people	23	22	24	13	22	25	25	15	26	14	6	25	20
For better provisions for and integration of foreign migrants / refugees	8	7	9	3	7	10	9	5	9	7	2	9	6
For guaranteeing safety and order in my area of residence	17	18	16	5	16	20	20	8	19	13	6	19	14
For helping poor and vulnerable people	24	22	25	13	22	27	25	17	27	17	11	27	17

Q161: Do you engage for social or political goals or committing yourself for the benefit of other people for the following topics?

Universe: National population, 16 to 30 years/
Values in percent "frequently"

Lebanon: Civic engagement II

	Gender			Education			Marital status		Own budget		Milieu of residence		
	Total	male	female	low	middle	high	single	married	with	without	large city	city	rural
For social and political changes in my country	12	15	10	5	10	15	14	6	14	9	2	15	8
For elderly people who depend on help and support	23	23	23	12	20	26	24	15	26	15	6	26	16
For those who are coming from situations of armed conflicts	8	8	7	7	7	8	8	5	8	7	4	9	5
For the culture and traditions of my country	17	17	16	4	15	20	19	7	19	13	2	19	13
For my religious conviction	17	17	17	10	15	19	19	11	19	13	7	19	12
For equal rights of men and women	19	18	20	10	18	21	21	12	20	17	13	21	14
For other goals and groups	8	9	8	2	9	9	9	5	9	7	2	10	6

Q161: Do you engage for social or political goals or committing yourself for the benefit of other people for the following topics?

Universe: National population, 16 to 30 years/
Values in percent "frequently"

Lebanon: Place/ institution of civic engagement

	Gender			Education			Marital status		Own budget		Milieu of residence		
	Total	male	female	low	middle	high	single	married	with	without	large city	city	rural
In a group at school or university	39	38	41	10	43	42	44	18	40	38	50	39	38
In an association	39	35	43	23	35	43	37	48	42	30	49	38	40
In a religious institution	16	13	19	38	16	13	14	26	16	17	17	18	9
As a member of a political party	14	16	11	24	8	15	13	20	14	14	22	15	9
As a member of a syndicate	7	10	4	6	4	8	7	6	8	4	21	6	5
As a member of a youth organisation	42	46	38	33	36	47	43	41	48	28	33	41	49

Universe: National population, 16 to 30 years/

Q162: Where and how do you engage?

Basis: Respondents that ticked frequently or occasionally at least once in Q161/ Values in percent "yes"

Lebanon: Reasons for no civic engagement

	Gender			Education			Marital status		Own budget		Milieu of residence		
	Total	male	female	low	middle	high	single	married	with	without	large city	city	rural
There are no or only very few initiatives in my area	55	58	51	52	50	58	56	53	53	57	81	48	64
They are not professionally managed	56	61	52	63	50	59	58	53	62	46	74	54	58
It remains unclear where the money goes	58	60	56	64	58	57	61	48	67	42	76	61	44
It's only for the benefit of a few	63	66	59	66	64	61	64	58	72	45	81	64	52
Only strong men have a say	61	66	57	71	59	61	62	58	71	42	81	66	40
Volunteer work never pays off	42	48	36	54	34	44	43	39	48	30	67	41	37
The government is not supporting it	52	56	49	60	45	55	53	52	58	41	65	52	49
There is no income from that	58	63	53	65	54	59	58	57	64	46	79	58	50
There are no prospects in it	59	64	54	63	59	59	62	50	66	46	76	60	51
My family does not want me to do so	58	56	59	51	67	53	60	51	61	51	55	62	46
I am already struggling to make ends meet	54	62	47	57	51	56	54	56	66	33	59	57	45

Q163: What are practical reasons that you are NOT engaging in social projects?

Basis: Respondents that answered "never" in all Q161 statements/ Values in percent "(strongly) agree"

Lebanon: Leisure activities I

	Gender			Education			Marital status		Own budget		Milieu of residence		
	Total	male	female	low	middle	high	single	married	with	without	large city	city	rural
TV	66	59	74	79	70	62	62	82	59	81	70	66	66
Listening to music	26	24	29	24	28	26	31	10	28	22	19	28	23
Watching videos/DVDs	10	12	8	3	12	10	11	7	10	9	10	10	8
Surfing the Internet	53	55	50	40	56	53	56	37	53	51	65	51	55
Doing nothing, just relaxing, hanging out	9	10	9	16	6	9	9	10	10	7	14	10	3
Reading books or magazines	7	5	10	1	5	10	8	5	8	6	6	8	5

Q164: What kind of leisure activities do you engage in most?

Please identify up to 3 activities in which you engage the most during the week.

Universe: National population, 16 to 30 years/

Values in percent

Lebanon: Leisure activities II

	Gender			Education			Marital status		Own budget		Milieu of residence		
	Total	male	female	low	middle	high	single	married	with	without	large city	city	rural
Going to the coffee shop	17	23	10	15	11	20	19	8	19	12	26	16	15
Going to the cinema or theatre	7	8	5	1	6	8	8	1	8	3		8	4
Dancing, going to parties	3	3	3	2	2	3	3	2	3	2	2	3	1
Computer gaming	4	5	2	1	5	4	4	1	3	5	6	3	4
Visiting a youth club	5	8	2	4	6	5	6	2	6	3	2	5	6
Practicing sport	12	17	8	7	12	13	14	6	14	8	15	12	12

Q164: What kind of leisure activities do you practice most?
Please name up to 3 activities with the highest frequency during the week.

Universe: National population, 16 to 30 years/
Values in percent

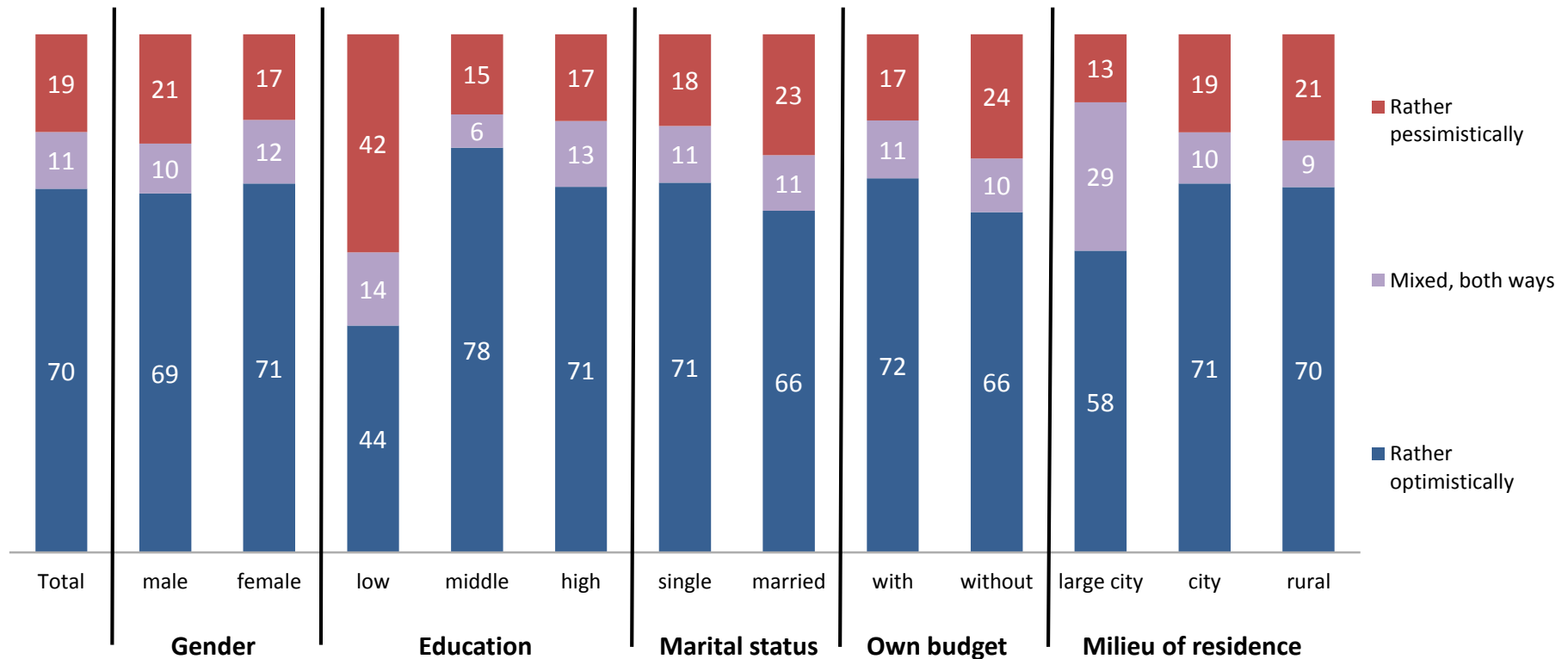
Lebanon: Leisure activities III

	Gender			Education			Marital status		Own budget		Milieu of residence		
	Total	male	female	low	middle	high	single	married	with	without	large city	city	rural
Visiting neighbours or relatives	20	11	30	28	20	18	15	38	18	24	15	19	24
Just meeting people	7	9	5	6	5	8	7	8	8	4	2	7	10
Engaging in a project	4	5	2	3	5	3	4	1	5	1		5	1
Doing something with the family	16	15	16	19	14	16	12	32	17	12	17	15	18
Shopping	7	3	11	7	5	8	6	10	8	4	6	8	4
Engaging with playing music or play-acting	0		0		0	0	0		0			0	
Listening to prayers and recitations													

Q164: What kind of leisure activities do you practice most?
Please name up to 3 activities with the highest frequency during the week.

Universe: National population, 16 to 30 years/
Values in percent

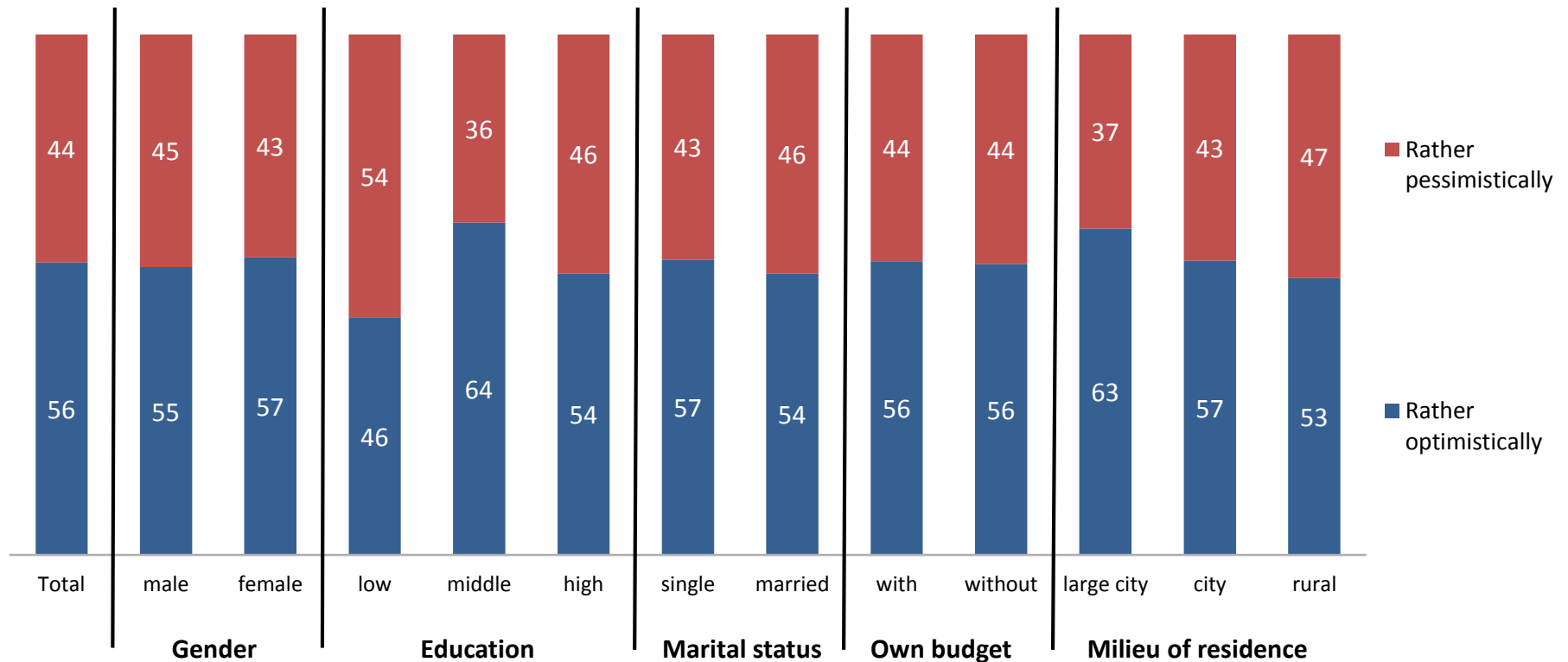
Lebanon: Own future



Q165: How do you perceive your own future and personal life?

Universe: National population, 16 to 30 years/
Values in percent

Lebanon: Future of society



Q166: And what about the future of our society? Do you perceive it...?

Universe: National population, 16 to 30 years/
Values in percent

STABILITY AND MOBILITY

Lebanon: Stability in personal life

	Gender			Education			Marital status		Own budget		Milieu of residence		
	Total	male	female	low	middle	high	single	married	with	without	large city	city	rural
My economic situation	50	47	54	25	56	52	52	44	54	42	58	51	45
Trust in my friends	70	70	70	60	73	70	72	62	73	62	78	69	68
Personal belief in my skills	77	76	79	56	81	79	78	74	80	72	85	76	79
Relations with my family	87	88	85	84	88	86	87	87	90	80	96	86	88
Personal faith in my religion	83	81	84	79	88	81	82	85	85	77	95	82	80
Political situation	18	19	17	16	21	17	17	23	16	22	23	18	17
Prospects to live a fulfilled life	48	48	49	33	54	48	50	41	52	39	73	46	48
Relationship with my partner	67	63	70	61	67	67	60	84	70	58	87	66	63

Q167: In life some things continuously change; others rather remain as they are. To what extent is there stability in the different areas of your life?

Universe: National population, 16 to 30 years/
Values in percent "(rather) stable"

Lebanon: Experience of violence I

	Gender			Education			Marital status		Own budget		Milieu of residence		
	Total	male	female	low	middle	high	single	married	with	without	large city	city	rural
Witnessed violence	16	19	14	17	14	17	16	16	19	11	24	15	18
Experienced your house or your means of production being deliberately destroyed	4	4	3	2	2	5	3	5	4	2	7	4	3
Needed to see a doctor as you have been beaten up	3	3	2	1	3	2	2	4	2	3	2	3	1
Been in jail	2	3	0	1	2	1	1	2	2	1	2	2	1
Suffered from hunger	1	1	1	1	1	1	1	1	1	1		1	1
Suffered from torture	1	1	2	1	2	1	1	3	1	2		1	1
Been injured in an armed conflict	1	1	1	3	1	1	1	0	1	1		1	0

Universe: National population, 16 to 30 years/
Values in percent "yes"

Q168: Have you ever...

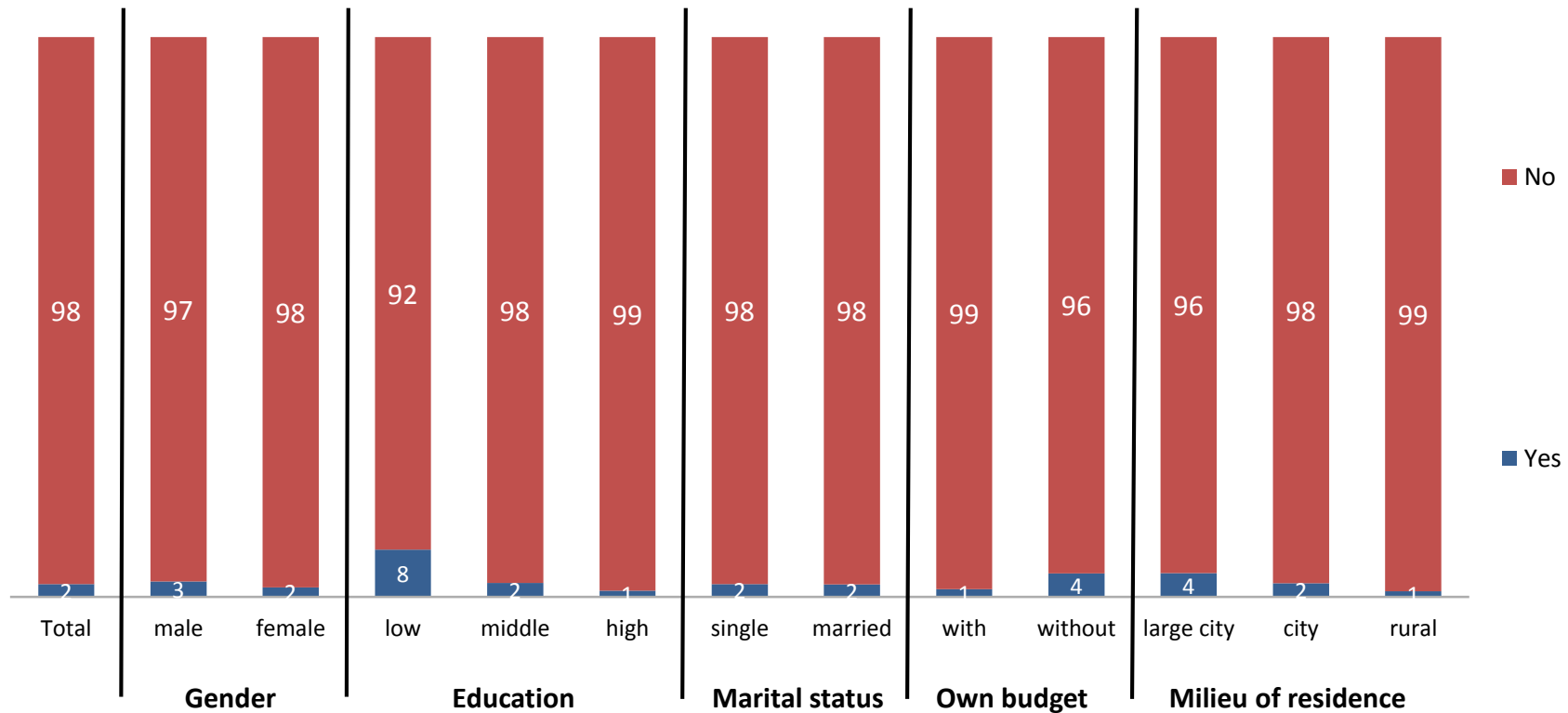
Lebanon: Experience of violence II

	Gender			Education			Marital status		Own budget		Milieu of residence		
	Total	male	female	low	middle	high	single	married	with	without	large city	city	rural
Experienced violence within the family	2	1	3	1	3	2	2	2	2	3		2	2
Experienced expulsion or displacement	2	2	3	2	2	2	2	2	2	2		3	0
Experienced psychological violence	4	3	5	1	4	4	4	5	4	4	1	4	4
Been beaten up several times	2	2	2		3	2	2	3	2	2	1	2	2
Experienced sexual harassment (verbally, physically)	1	1	2	1	1	2	1	2	2	1	1	2	1
Joined a demonstration that turned violent	2	3	1	1	2	3	3	1	3	1	3	2	2
Experienced any form of violence	2	2	2		3	2	2	3	2	3	1	2	2

Universe: National population, 16 to 30 years/
Values in percent "yes"

Q168: Have you ever...

Lebanon: Refugee



Q169: Would you consider yourself a refugee?

Universe: National population, 16 to 30 years/
Values in percent

Lebanon: Threats / conflicts I

	Gender			Education			Marital status		Own budget		Milieu of residence		
	Total	male	female	low	middle	high	single	married	with	without	large city	city	rural
If I consider all the violence presented in the media I get sad and depressed	79	73	84	75	84	76	78	81	79	78	79	78	81
In the public space the situation is becoming increasingly tense	76	74	78	71	79	75	76	76	77	74	66	76	78
In order to be able to defend myself I practice a self-defense sport (karate, etc.).	12	15	9	11	12	12	13	9	14	8	3	13	12
Others continuously threaten me	6	6	6	5	6	6	6	6	6	5	3	6	7
I am afraid that armed conflicts will threaten my livelihood and my family	42	37	47	38	44	42	41	48	41	45	53	43	36

Q170: Do you rather agree or rather disagree with the following statements?

Universe: National population, 16 to 30 years/
Values in percent "(strongly) agree"

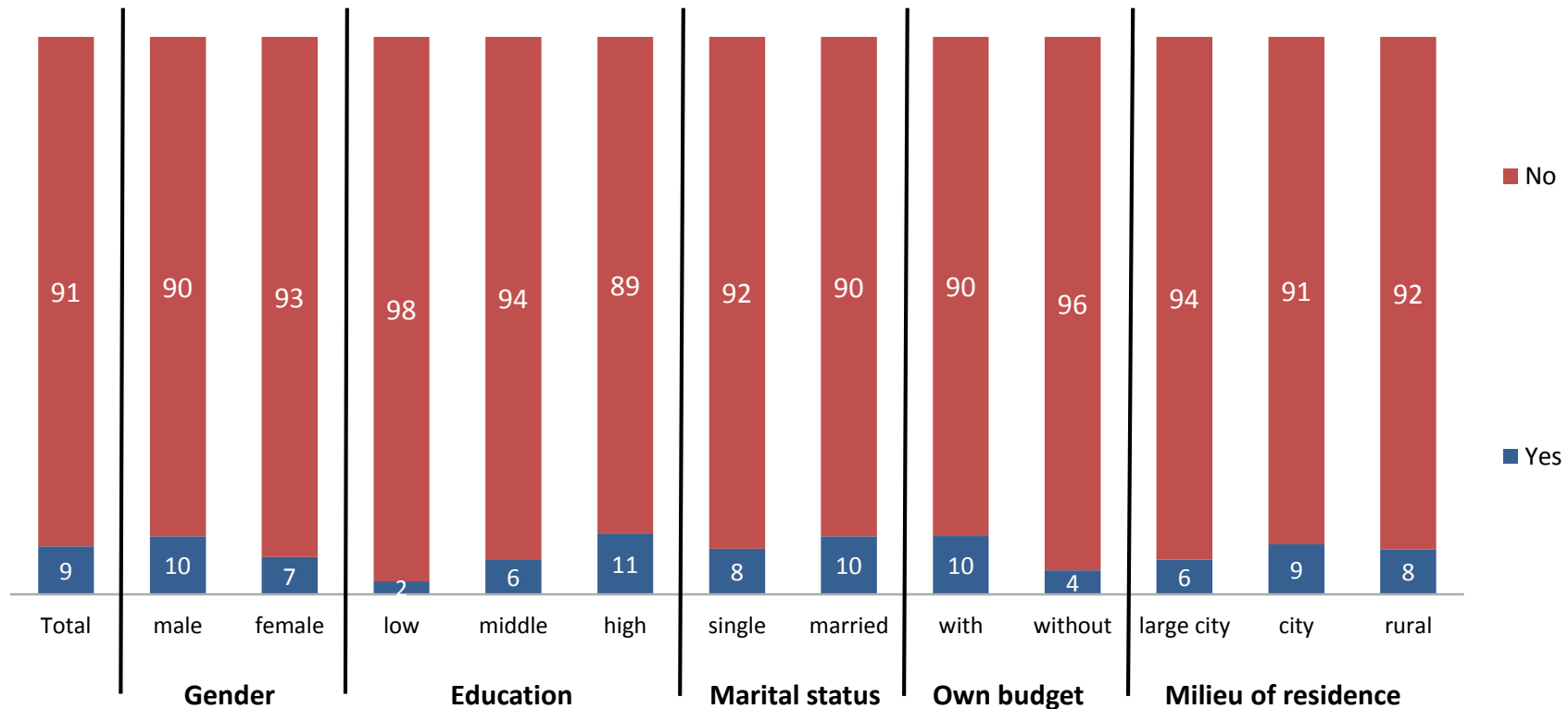
Lebanon: Threats / conflicts II

	Gender			Education			Marital status		Own budget		Milieu of residence		
	Total	male	female	low	middle	high	single	married	with	without	large city	city	rural
I believe that the use of violence will only cause further violence	74	70	79	74	78	73	74	78	77	69	85	74	73
I hate violence. I cannot stand it, if people suffer from it	71	66	77	71	75	70	71	75	75	62	81	72	65
In order to defend myself, or my family, the use of violence is legitimate	37	41	33	40	40	36	38	34	42	28	23	41	28
In case of severe conflicts there is no other solution: we have to demonstrate strength, even with violence	38	40	35	43	37	37	39	34	44	23	23	41	31
Women dressing inappropriately should not complain about sexual harassment	29	31	27	49	29	26	28	33	34	19	18	31	25

Q170: Do you rather agree or rather disagree with the following statements?

Universe: National population, 16 to 30 years/
Values in percent "(strongly) agree"

Lebanon: Lived outside your own country



Q171: Have you ever lived outside your own country?

Universe: National population, 16 to 30 years/
Values in percent

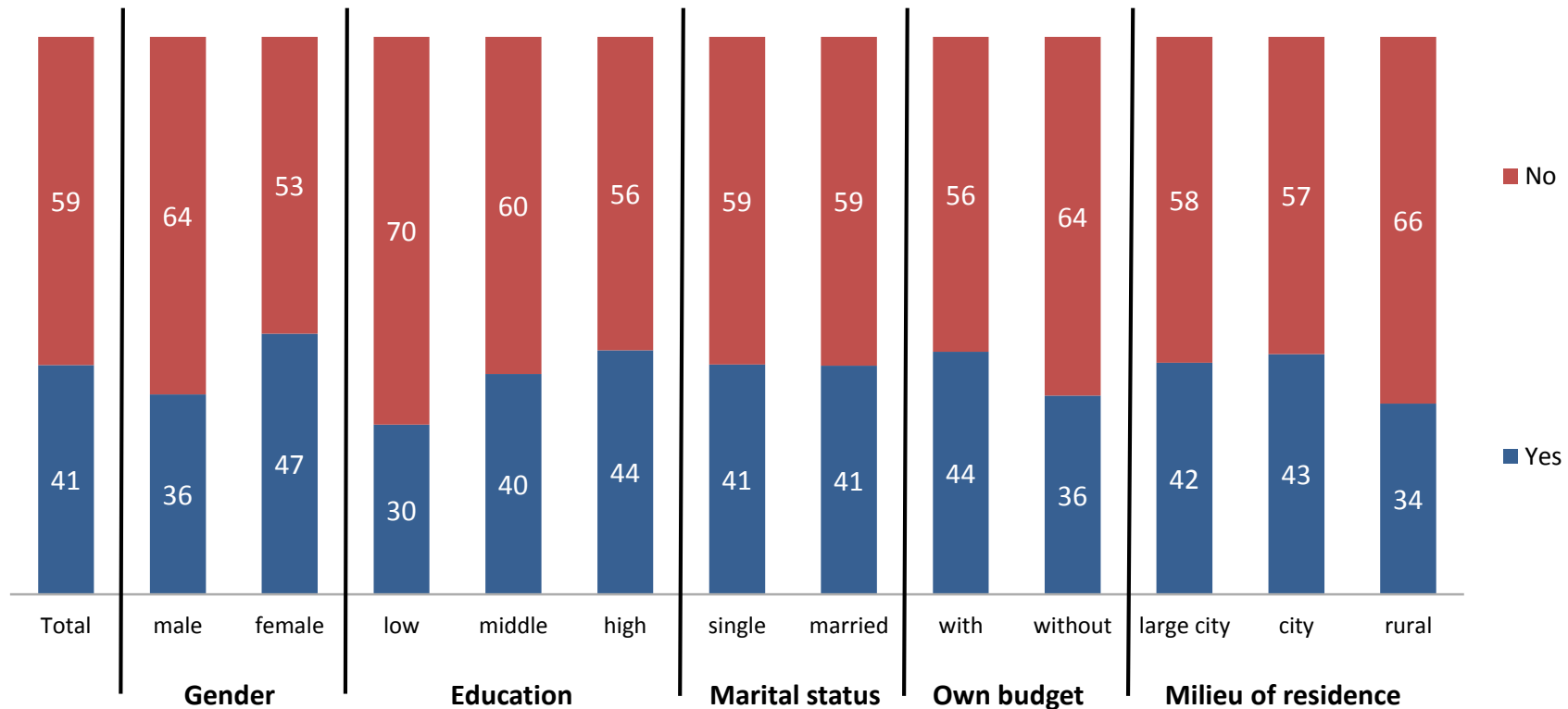
Lebanon: Where did you live?

	Gender			Education			Marital status		Own budget		Milieu of residence		
	Total	male	female	low	middle	high	single	married	with	without	large city	city	rural
Gulf	24	22	28	100	20	23	19	39	24	25	29	21	37
Other Arab country	16	10	24		17	16	18	6	16	11		18	11
Europe	24	28	18		27	24	26	19	25	18	37	27	8
USA/Canada	12	10	16		17	11	11	16	10	26		14	7
Australia	7	10	2			9	9		7	8		7	7
Asia	3	4	2		5	3	3	4	4				16
Latin America	9	8	11			12	12		11		34	6	14
Sub-Saharan Africa	6	8	2		14	4	3	16	5	12		8	

Q172: Where exactly did you live?
Multiple answers possible

Universe: National population, 16 to 30 years/ Basis: Respondents that lived outside their own country before (Q171)/ Values in percent/ Attention: in part small number of cases

Lebanon: Family migrated to a different country



Q173: Is there somebody in your family who migrated to a foreign country?

Universe: National population, 16 to 30 years/
Values in percent

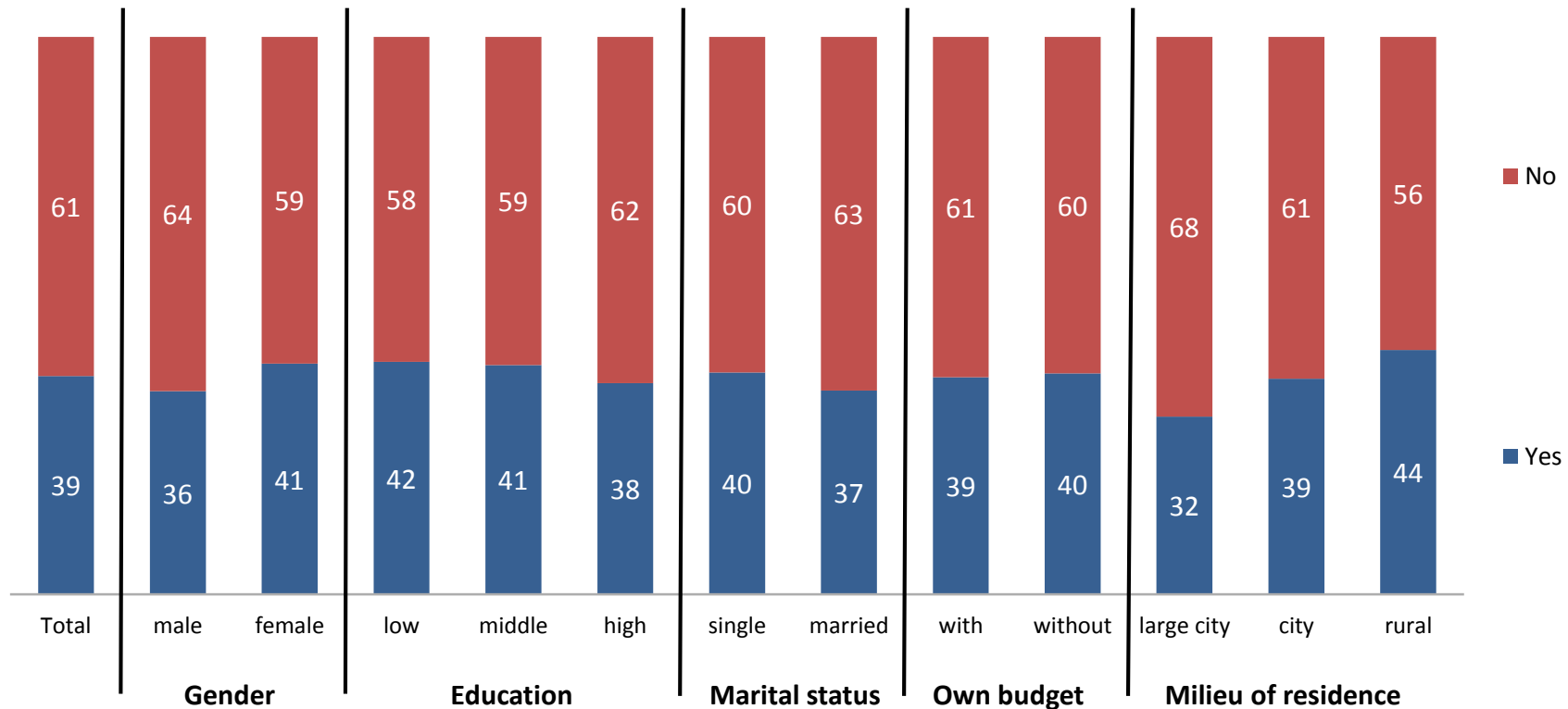
Lebanon: Where to did they migrate?

	Gender			Education			Marital status		Own budget		Milieu of residence		
	Total	male	female	low	middle	high	single	married	with	without	large city	city	rural
Gulf	19	18	20	7	16	22	21	11	18	20	26	18	18
Other Arab country	6	3	8	11	6	5	5	13	5	8	3	6	6
Europe	37	41	34	41	43	34	36	41	36	41	49	38	29
USA/Canada	22	20	25	18	23	23	23	22	24	17	9	24	20
Australia	16	19	13	24	11	17	17	12	16	16	10	15	20
Asia	1	1	1		2	1	1	1	1	1		2	
Latin America	4	5	4	4	4	4	5	2	6	1		4	9
Sub-Saharan Africa	9	11	8	9	9	9	10	7	7	15	5	10	6

Q174: Where to exactly?
Multiple answers possible

Universe: National population, 16 to 30 years/
Basis: Respondents that have a family member that migrated (Q173)/ Values in percent

Lebanon: Importance of emigration



Q175: Is this emigration of any importance to you?

Universe: National population, 16 to 30 years/
Basis: Respondents that have a family member that migrated (Q173)/
Values in percent

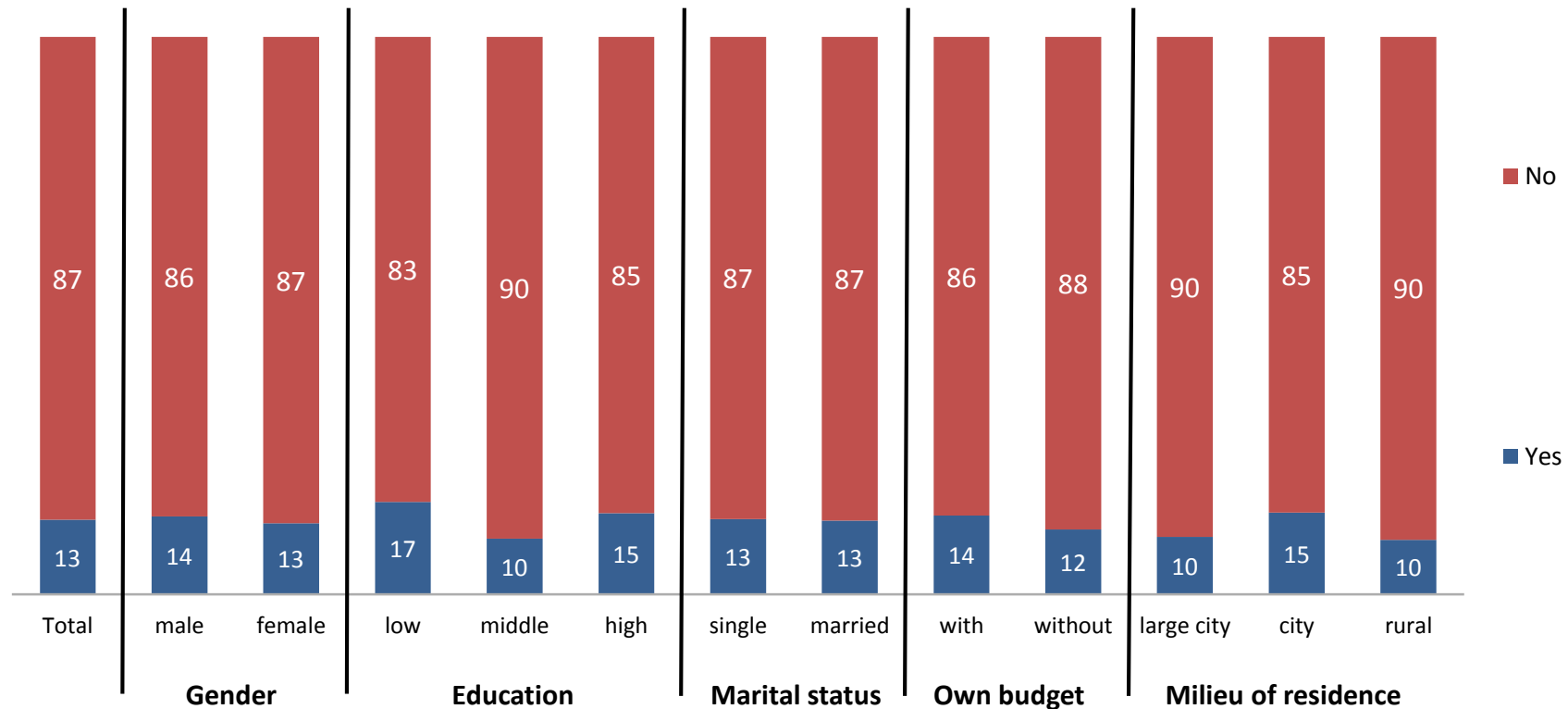
Lebanon: Consequences of migration

	Gender			Education			Marital status		Own budget		Milieu of residence		
	Total	male	female	low	middle	high	single	married	with	without	large city	city	rural
I consider it as a loss for my personal life	36	34	37	11	29	42	37	31	35	39		40	29
I profit from the money he/she is sending to us	19	10	26	49	17	16	17	28	15	29	26	17	27
I learned from his / her experiences abroad and decided that emigration is not a goal for me	15	16	14	8	14	16	15	14	12	21	9	15	16
I am fascinated by the idea of living in a foreign country, and my wish to emigrate has grown	20	23	17	13	21	20	21	12	20	18	26	19	19
My feelings about emigration started to get mixed up	21	26	18	60	23	15	18	36	22	19	53	20	16

Q176: Which of the following statements best reflects your opinion?

Universe: National population, 16 to 30 years/
Basis: Respondents that stated that the emigration was of importance (Q175)/ Values in percent

Lebanon: Contact with job/asylum seekers in Europe



Q177: Have you been in contact (by phone, SMS, Skype) with somebody who is trying to find a job or asylum in Europe within the last three months?

Universe: National population, 16 to 30 years/
Values in percent

Lebanon: Contact with job/asylum seekers in Europe

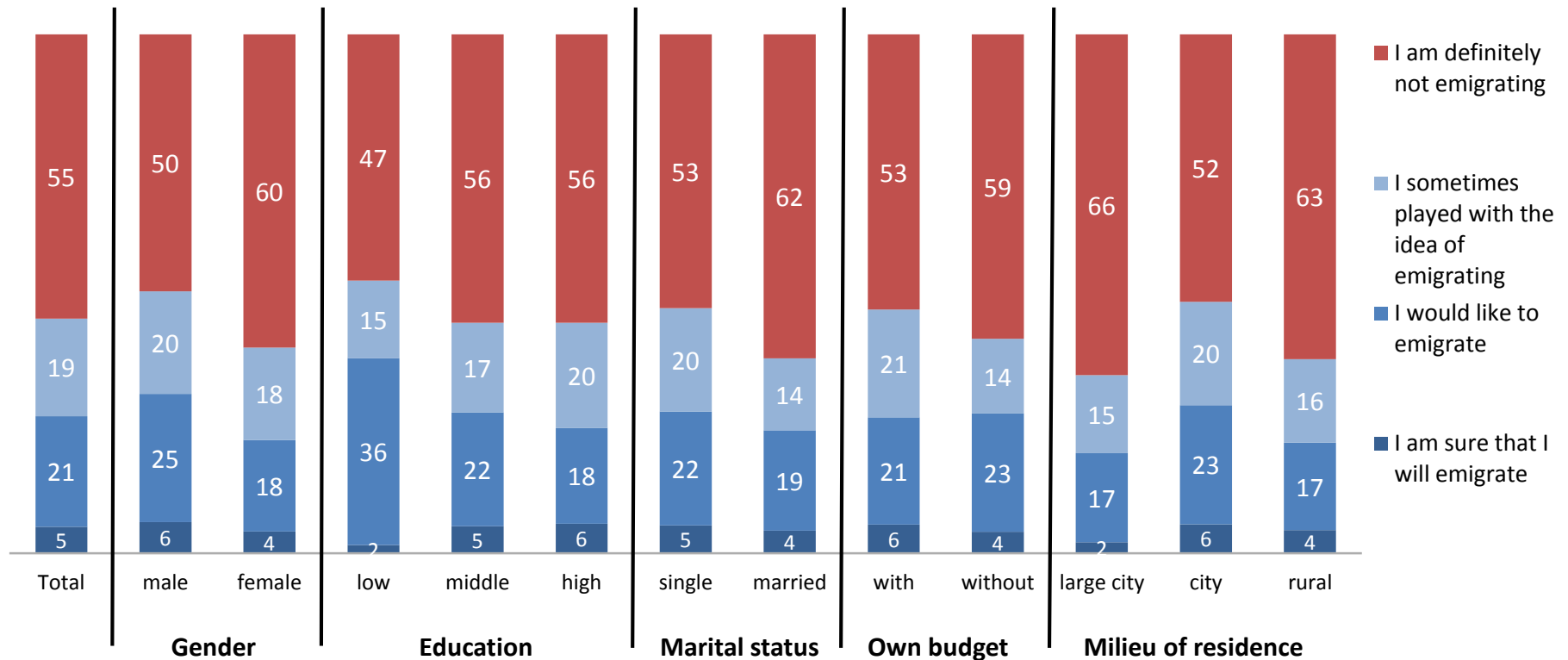
	Gender			Education			Marital status		Own budget		Milieu of residence		
	Total	male	female	low	middle	high	single	married	with	without	large city	city	rural
Family	37	35	38	16	44	38	36	41	37	37		38	40
Friends	62	65	58	65	57	63	66	44	67	48	72	59	74
Neighbours	6	5	7	15		7	6	8	5	9	18	6	
Others	7	6	9	23	6	5	5	18	5	15	28	7	4

Universe: National population, 16 to 30 years/

Q178: If yes, who have you been in contact with?

Basis: Respondents that have been in contact with job/asylum seekers in Europe (Q175)/ Values in percent

Lebanon: Emigration



Q179: What would best describe your situation?

Universe: National population, 16 to 30 years/
Values in percent

Lebanon: Preferred destinations for migration I

	Gender			Education			Marital status		Own budget		Milieu of residence		
	Total	male	female	low	middle	high	single	married	with	without	large city	city	rural
Sweden	29	31	26	48	27	26	27	41	26	36	40	29	28
Spain	14	13	16	5	18	14	15	10	16	10	5	14	19
Belgium	7	9	5	3	8	7	7	5	8	6	13	7	6
Bulgaria	2	1	3		2	3	2	2	1	3		2	3
Denmark	8	9	6	21	9	5	7	11	7	11	14	9	1
Finland	2	2	1	3	1	2	2		2	1		1	4
France	36	33	40	31	30	40	37	32	37	33	26	37	33
Germany	38	40	34	58	42	32	36	47	35	46	47	39	30
Greece	4	4	4	2	4	5	5	3	4	5		4	5

Q180: Recently a lot of people are on their way to Europe. If you were to emigrate what would be your preferred target countries? Multiple answers possible

Universe: National population, 16 to 30 years/ Basis: Respondents at least playing with the idea to migrate (Q179)/ Values in percent

Lebanon: Preferred destinations for migration II

	Gender			Education			Marital status		Own budget		Milieu of residence		
	Total	male	female	low	middle	high	single	married	with	without	large city	city	rural
Italy	18	16	21	12	19	19	20	10	17	20	25	18	17
Luxembourg	3	1	5		4	3	3	1	4	1		3	4
Netherlands	6	7	4	9	5	6	6	2	5	7	4	5	8
Portugal	1	1	1	2	2	0	1		1	1		1	4
United Kingdom	18	18	18	27	18	17	18	23	19	17	30	17	23
Austria	4	5	2	4	3	5	4	3	4	5	3	4	3
Switzerland	15	17	13	17	17	13	16	8	17	10	27	14	15
Other	28	27	30	17	25	32	27	33	29	25	24	29	26
None	3	3	3		3	3	3	1	3	3		3	1

Q180: Recently a lot of people are on their way to Europe. If you were to emigrate what would be your preferred target countries? Multiple answers possible

Universe: National population, 16 to 30 years/ Basis: Respondents at least playing with the idea to migrate (Q179)/ Values in percent

Lebanon: Change current situation I

	Gender			Education			Marital status		Own budget		Milieu of residence		
	Total	male	female	low	middle	high	single	married	with	without	large city	city	rural
To leave your family in order to obtain a good professional qualification	34	42	26	27	36	34	38	18	36	28	25	37	25
To leave your family even if you risk your life	14	17	10	12	17	13	15	10	14	13	2	16	11
To accept work that is very much below your qualification	16	18	13	24	17	14	15	17	16	15	12	15	17
To marry somebody from a class that is much above your personal background	31	31	31	33	33	29	35	14	33	26	19	32	31
To marry somebody from a class that is much below your personal background	22	30	14	25	24	21	25	10	25	15	12	21	31

Q181: In order to change your current situation would you be ready...?

Universe: National population, 16 to 30 years/
Values in percent "(rather) agree"

Lebanon: Change current situation II

	Gender			Education			Marital status		Own budget		Milieu of residence		
	Total	male	female	low	middle	high	single	married	with	without	large city	city	rural
To accept work in a rural region of your country	47	53	41	41	50	47	50	37	49	44	23	47	56
To accept work in a rural region in an Arab country	17	23	12	25	18	16	19	12	18	16	12	17	19
To accept work in a rural region in Europe	31	40	22	41	29	31	34	20	35	22	16	33	29
To marry somebody with a different religion	17	23	12	17	20	16	19	10	19	14	7	19	16
To marry somebody who is significantly older than you	9	11	6	17	7	8	9	7	9	7	6	9	9

Q181: In order to change your current situation would you be ready...?

Universe: National population, 16 to 30 years/
Values in percent "(rather) agree"