

Youth in the MENA region: Coping with Uncertainty Egypt

A survey by Friedrich Ebert Foundation
in cooperation with
TNS Infratest Political Research
and the University of Leipzig

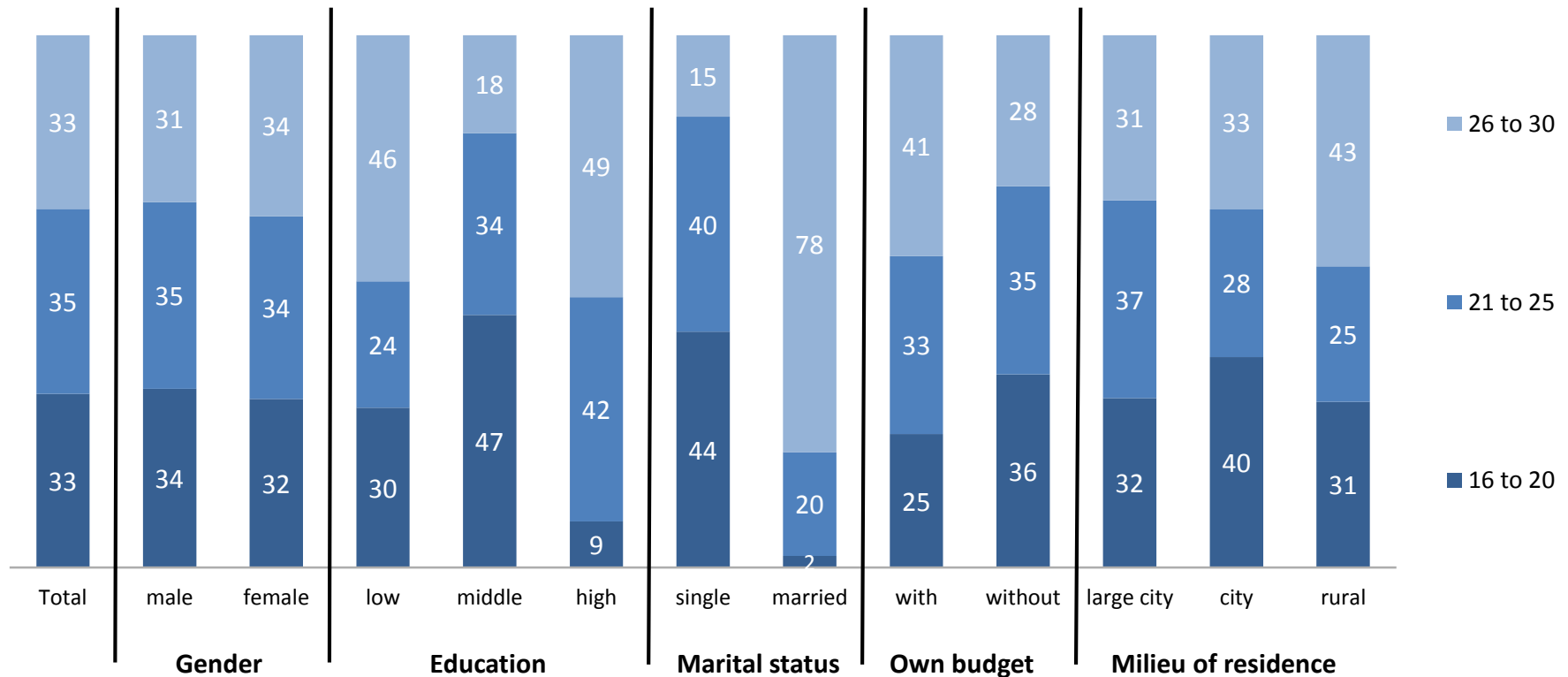
July 2017

Methodological overview

Universe	Population in Egypt , 16 to 30 years
Sample	Quota per age, gender, and region
Sample size	1,030 respondents
Fieldwork period	May - July 2016
Method of Data Collection	CAPI (computer assisted personal interview)
Conducting Institutes	Data Collection: Lebanon Statistics, Lebanon Analysis and Reporting: TNS Infratest Political Research

PERSONAL SITUATION

Egypt: Age



Q4: Can you please tell me your year of birth?

Universe: National population, 16 to 30 years/
Values in percent

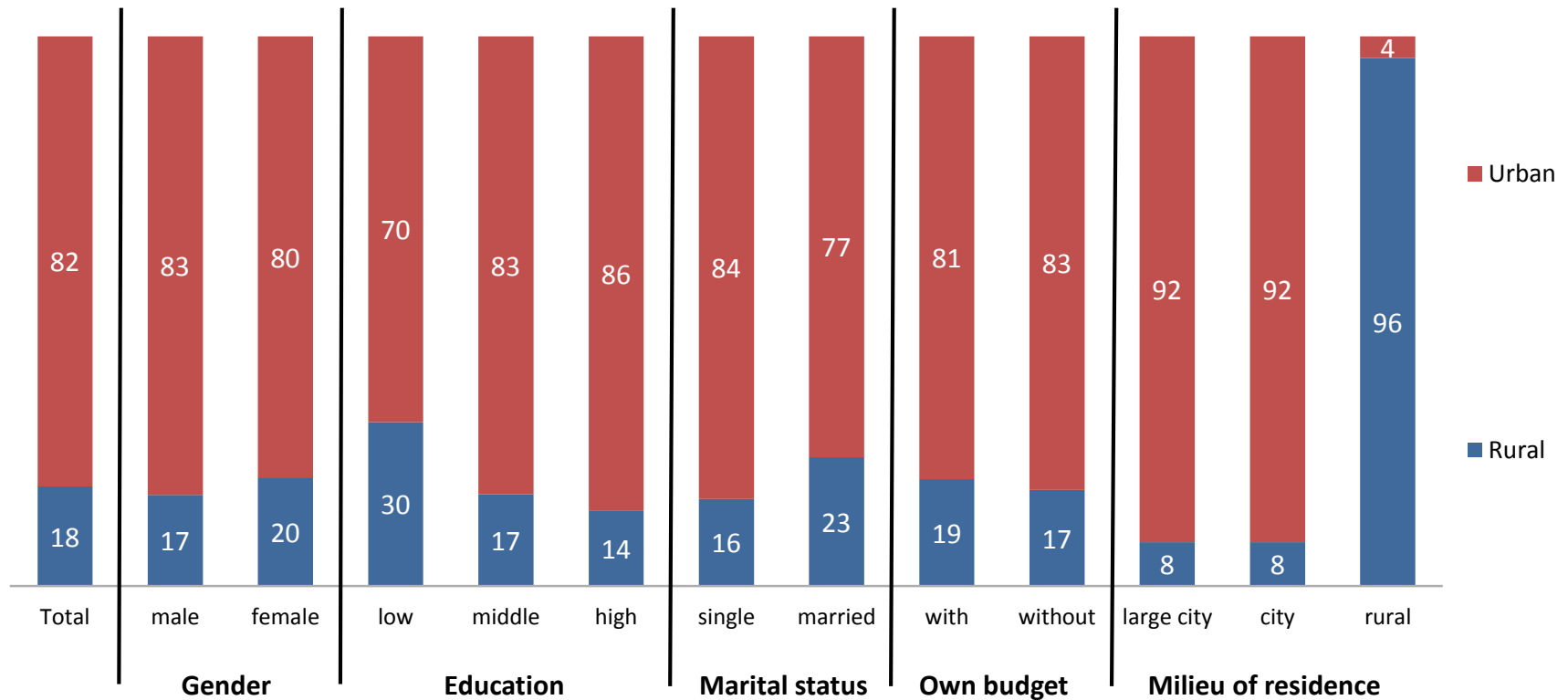
Egypt: Milieu of residence

	Gender			Education			Marital status		Own budget		Milieu of residence		
	Total	male	female	low	middle	high	single	married	with	without	large city	city	rural
Refugee camp													
Hamlet < 50	4	5	3	3	5	3	3	6	4	4			35
Village 50 – 1,000	3	2	4	1	3	3	3	2	1	4			23
Rural centre 1,001 – 20,000	7	8	6	10	7	6	5	11	8	7		20	42
Small city 20,001 - 100,000	9	9	9	7	9	11	9	8	8	10		80	
Medium-sized city 100,001 - 500,000	26	27	24	21	28	23	26	25	22	27	33		
Large city > 500,000	52	50	54	59	48	54	53	48	57	49	67		

Universe: National population, 16 to 30 years/
Values in percent

Q5: Which is your milieu of residence?

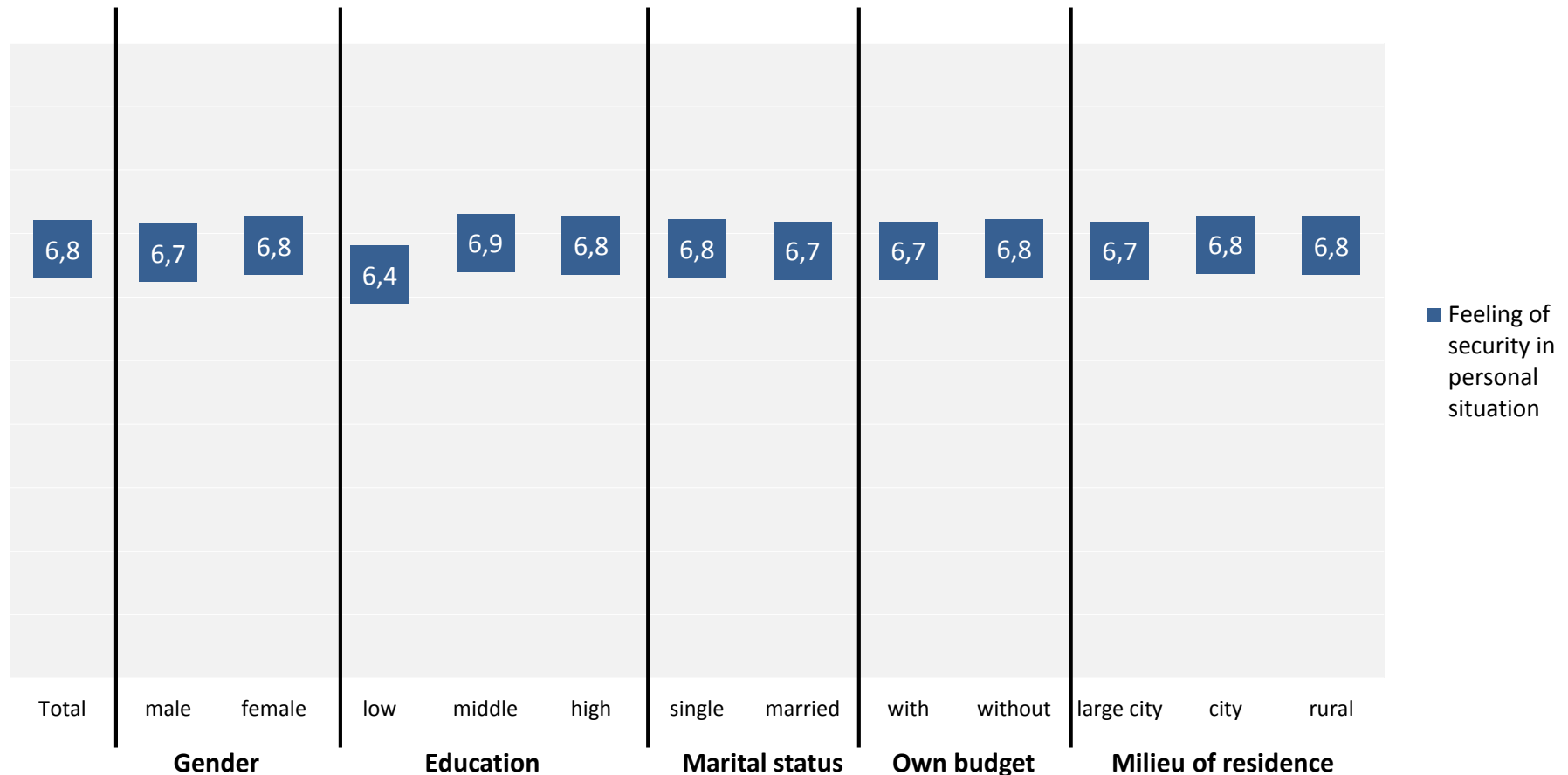
Egypt: Fieldwork area



Q7: Please select the fieldwork area

Universe: National population, 16 to 30 years/
Values in percent

Egypt: Personal situation - Feeling of security overall



Q9: If you consider your personal situation in all its parts and aspects today (school / job, family, economic situation, political transformations, future developments, etc.), all in all, do you feel rather secure or rather insecure? Please rate your situation on a scale from 1 (not at all secure) to 10 (totally secure).

Universe: National population, 16 to 30 years/
Average values

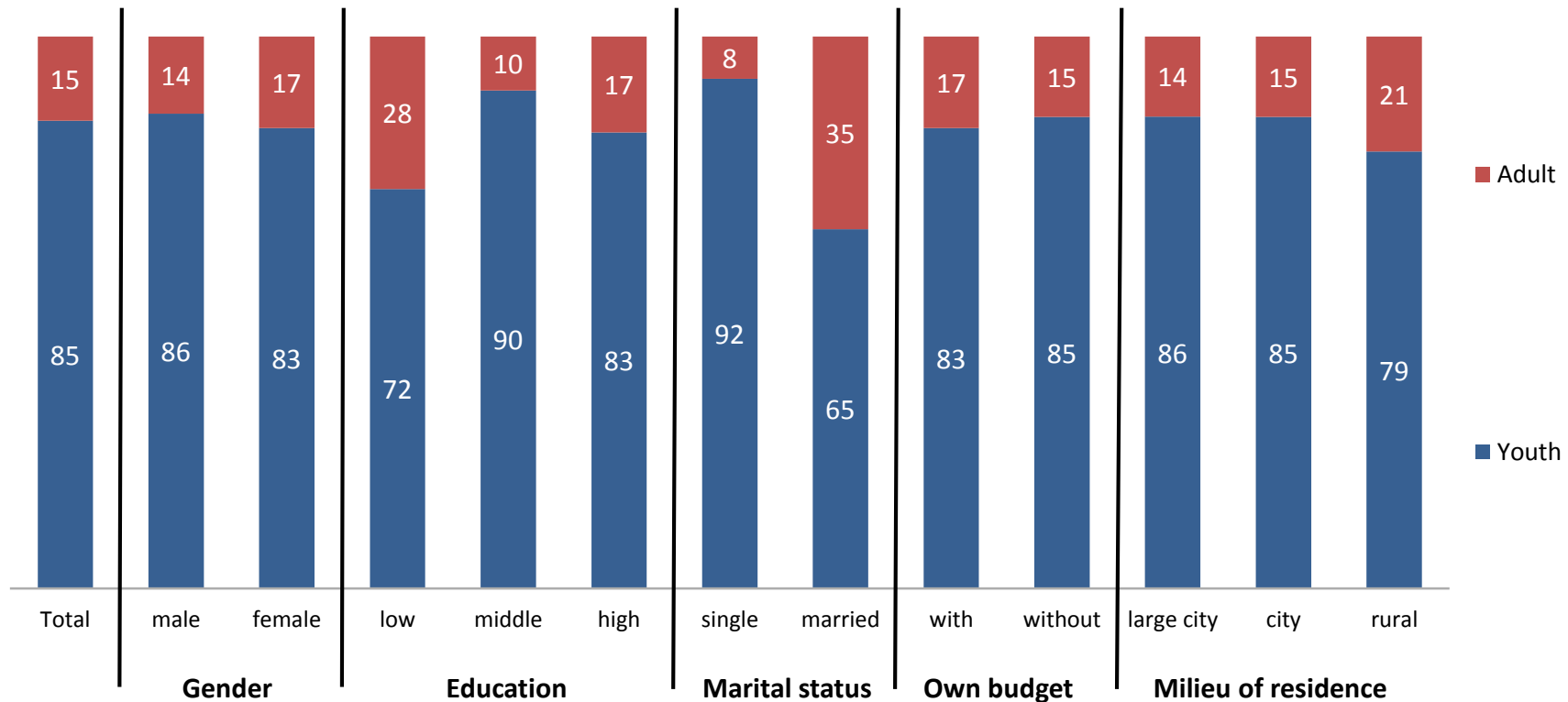
Egypt: Areas of security

	Gender			Education			Marital status		Own budget		Milieu of residence		
	Total	male	female	low	middle	high	single	married	with	without	large city	city	rural
My economic situation	6,6	6,6	6,6	6,2	6,7	6,6	6,7	6,4	6,5	6,6	6,6	6,7	6,6
My health status	7,2	7,1	7,2	7,1	7,3	7,0	7,2	7,1	7,1	7,2	7,2	6,6	7,5
My emotions	6,7	6,7	6,6	6,2	6,8	6,8	6,6	6,8	6,6	6,7	6,7	6,6	6,7
My exposure to violence	6,7	6,9	6,6	6,9	6,7	6,7	6,7	6,8	6,3	6,9	6,7	6,5	7,0
My access to food	7,3	7,2	7,4	7,1	7,4	7,3	7,4	7,2	7,3	7,3	7,3	7,3	7,5
The future of my family	7,0	6,9	7,0	6,8	7,1	6,9	7,0	6,8	6,9	7,0	7,0	6,7	7,1
The probability of armed conflict	6,1	6,4	5,8	5,9	6,1	6,2	6,1	6,1	5,8	6,3	6,0	6,7	6,4
My future professional career	6,5	6,6	6,3	6,2	6,5	6,4	6,5	6,3	6,5	6,4	6,5	6,1	6,7

Q10: Can you specify the area of security: I feel secure / insecure in the following fields:
Please rate your situation on a scale from 1 (not at all secure) to 10 (totally secure).

Universe: National population, 16 to 30 years/
Average values

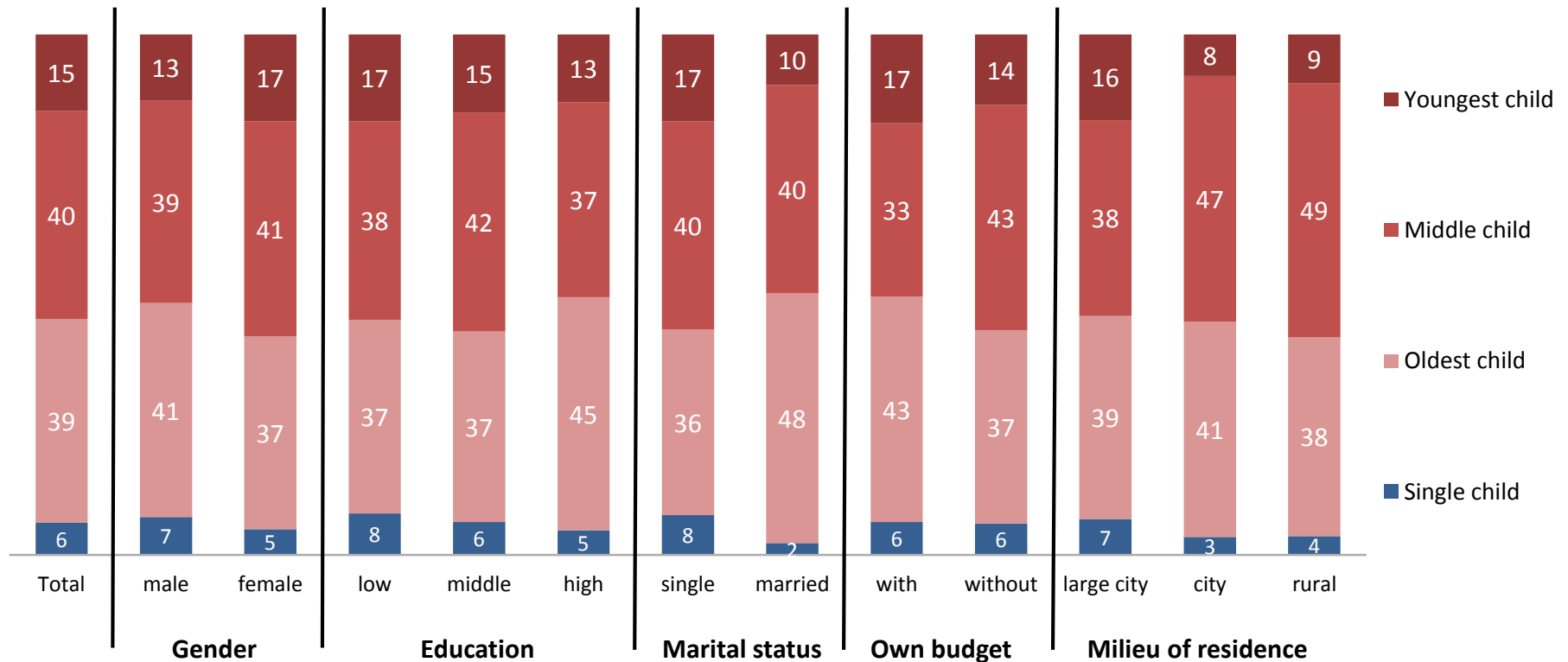
Egypt: Belonging to youths or adults



Q11: Would you consider yourself to belong to the youths or to the group of adults?

Universe: National population, 16 to 30 years/
Values in percent

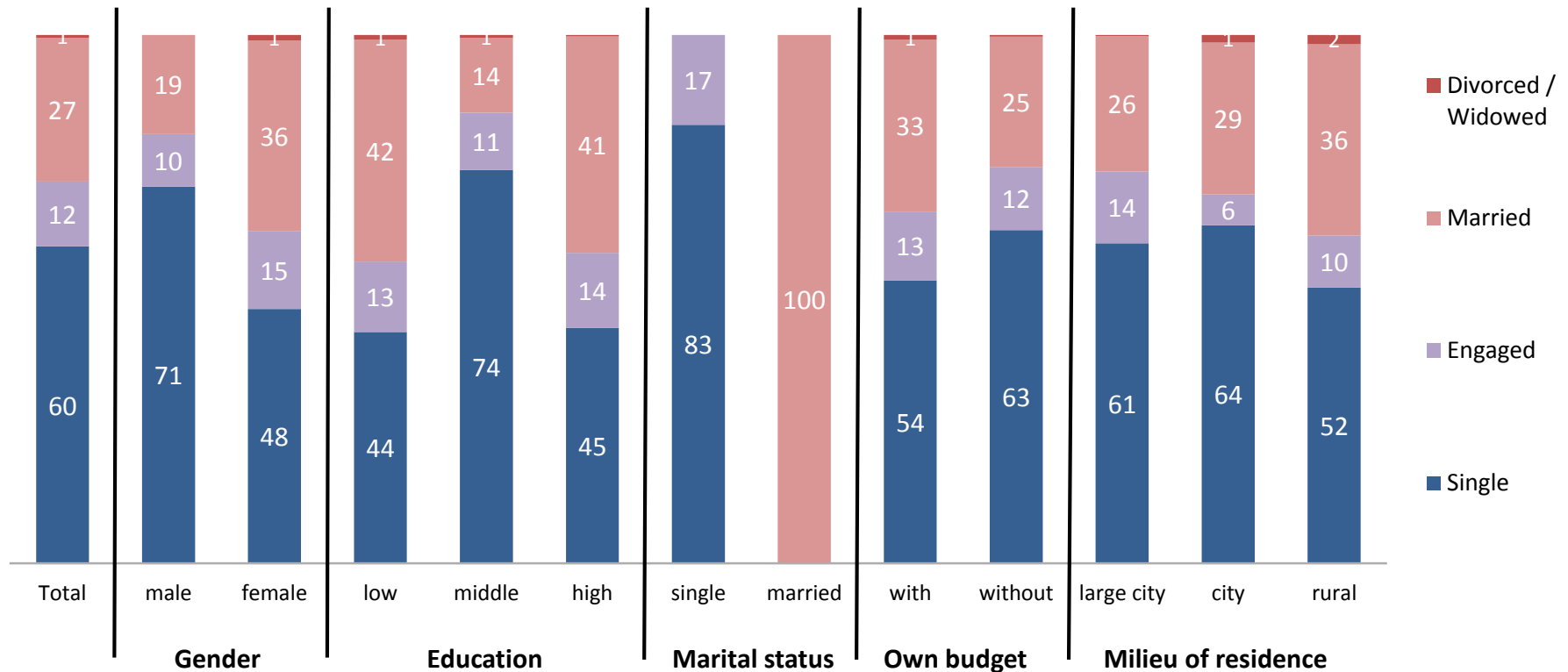
Egypt: Birth sequence



Q13: Birth sequence: Are you single child, oldest child, middle child or youngest child?

Universe: National population, 16 to 30 years/
Values in percent

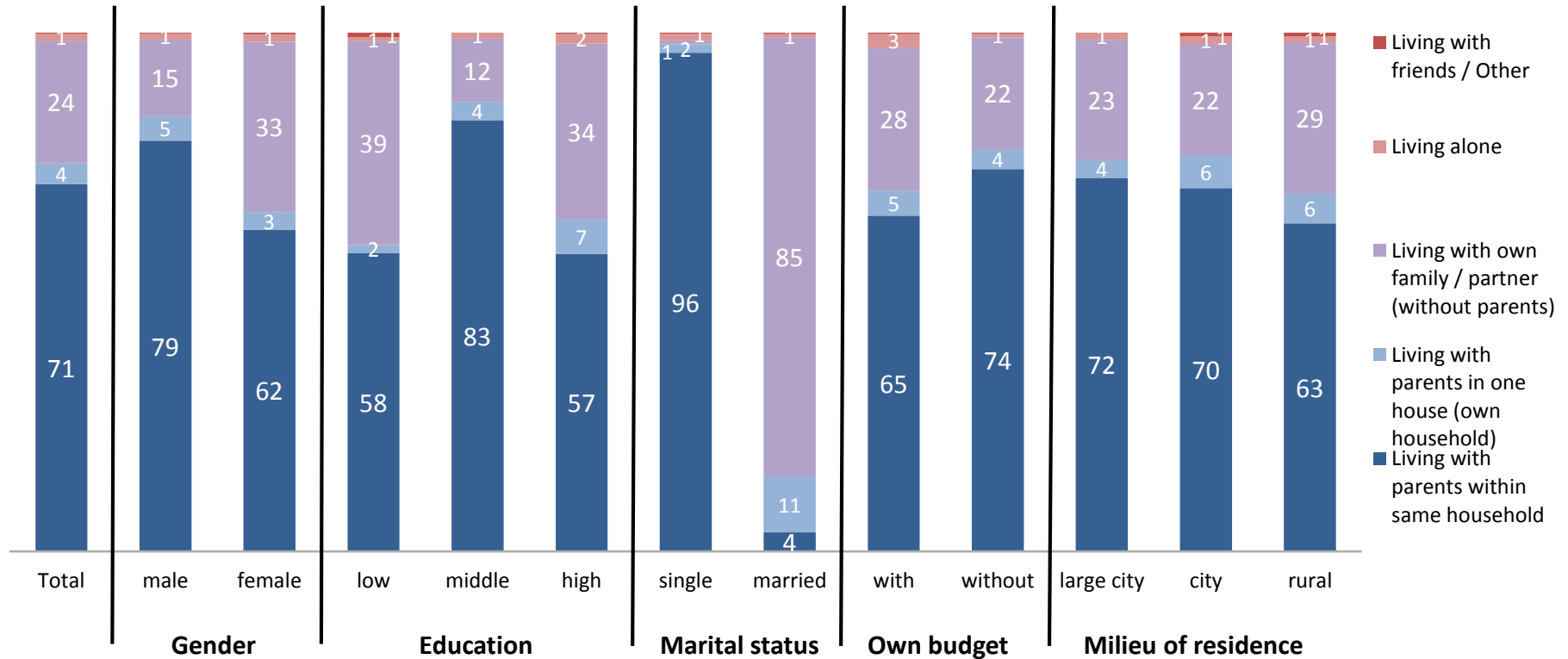
Egypt: Marital status



Q14: Marital status: Are you...?

Universe: National population, 16 to 30 years/
Values in percent

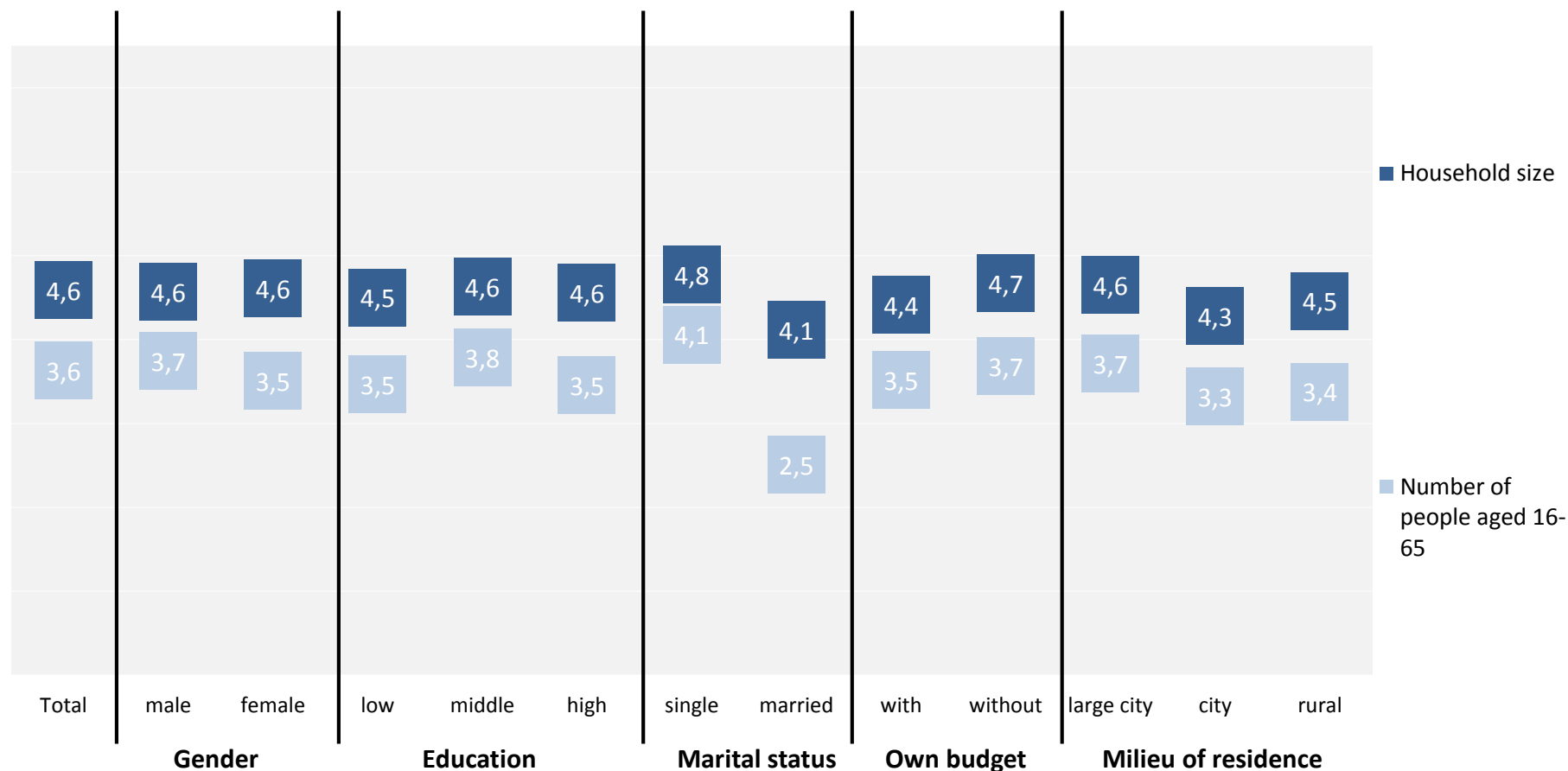
Egypt: Living situation



Q15: What is your current living situation?

Universe: National population, 16 to 30 years/
Values in percent

Egypt: Household size



Q16: Including yourself: how many people live in your household?

Q17: Among those: how many people are between 16 and 65 years old including yourself?

Universe: National population, 16 to 30 years/

Basis: Respondents not living on their own/

Average values

Egypt: Head of household

		Gender		Education			Marital status		Own budget		Milieu of residence		
	Total	male	female	low	middle	high	single	married	with	without	large city	city	rural
Myself	13	21	6	18	9	18	5	36	26	7	12	15	21
My husband / wife	17	3	33	34	7	25	0	63	16	18	17	19	22
My father	66	74	58	51	78	54	88	8	60	69	68	70	51
My mother	15	14	15	15	14	14	19	3	13	15	14	10	23
Nobody	0		0		0		0			0	0		
Somebody else	1	1	1	1	1	1	1	0	1	1	1		1

Q18: Who is the head of household among the people you are living with?
Multiple answers possible

Universe: National population, 16 to 30 years/
Basis: Respondents not living on their own/ Values in percent

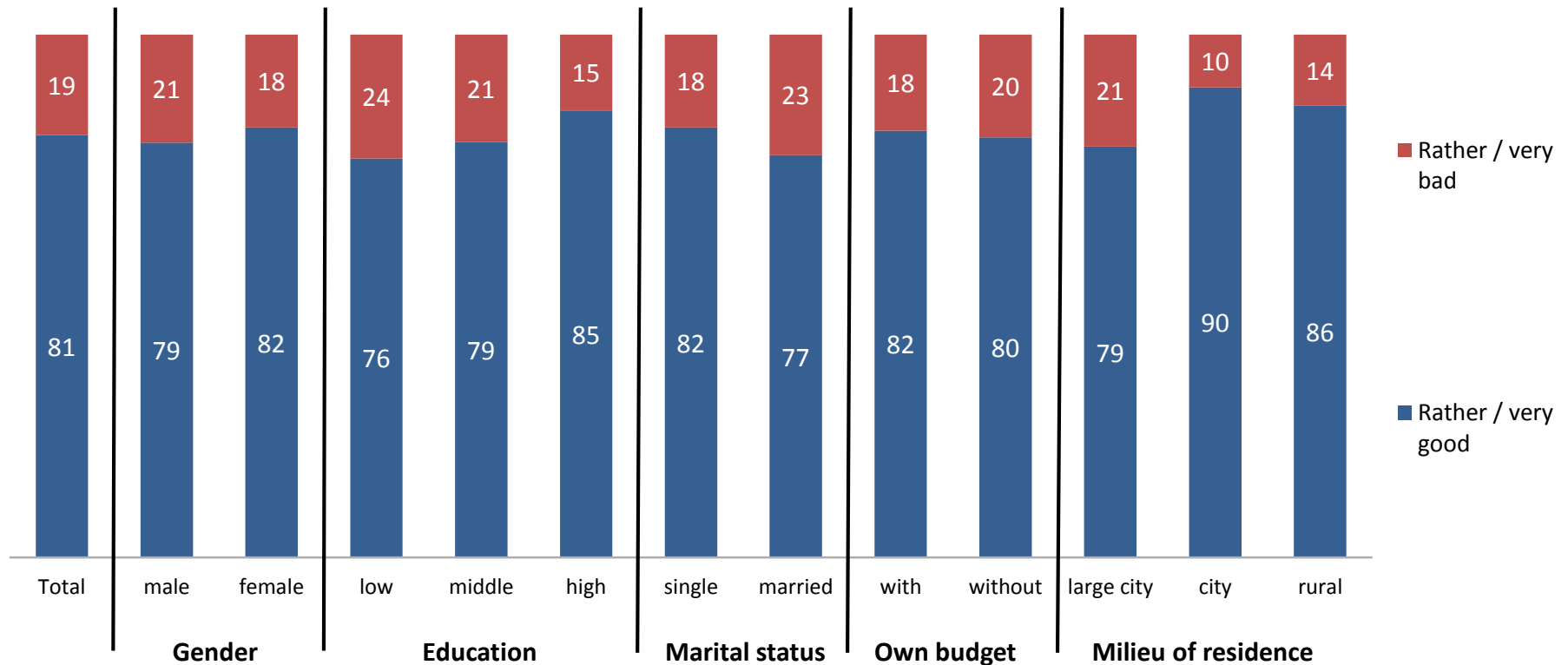
Egypt: Manager of everyday household affairs

		Gender		Education			Marital status		Own budget		Milieu of residence		
	Total	male	female	low	middle	high	single	married	with	without	large city	city	rural
Myself	20	16	25	29	12	30	3	65	28	17	19	19	34
My husband / wife	16	9	24	33	7	22	0	58	16	16	15	20	21
My father	52	62	41	35	63	42	69	6	45	55	50	63	50
My mother	49	53	45	45	55	40	65	6	42	52	52	32	43
Somebody else	1	1	1	1	1	1	1	0	1	1	1		1

Q19: Who manages everyday affairs for your household?
Multiple answers possible

Universe: National population, 16 to 30 years/
Basis: Respondents not living on their own/ Values in percent

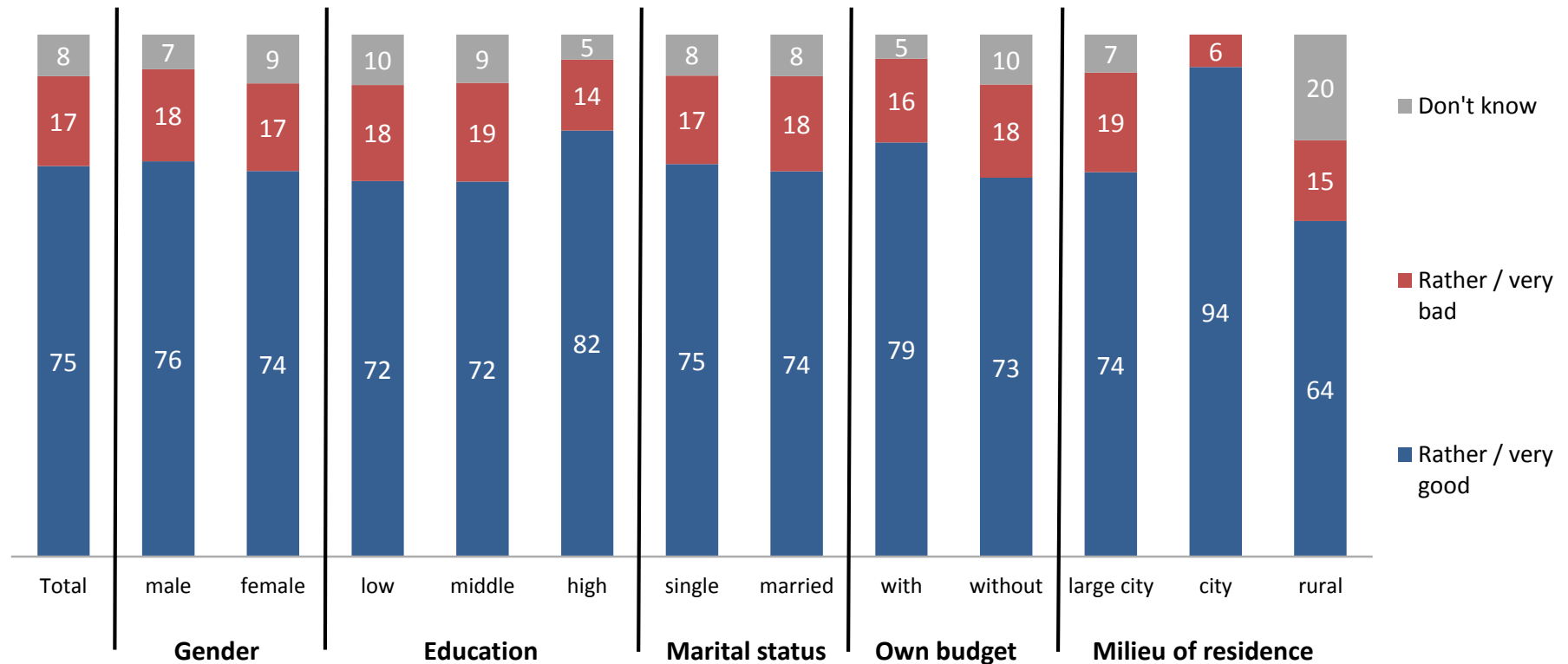
Egypt: Assessment of economic situation today



Q20: How would you assess the economic situation of your family today?

Universe: National population, 16 to 30 years/
Values in percent

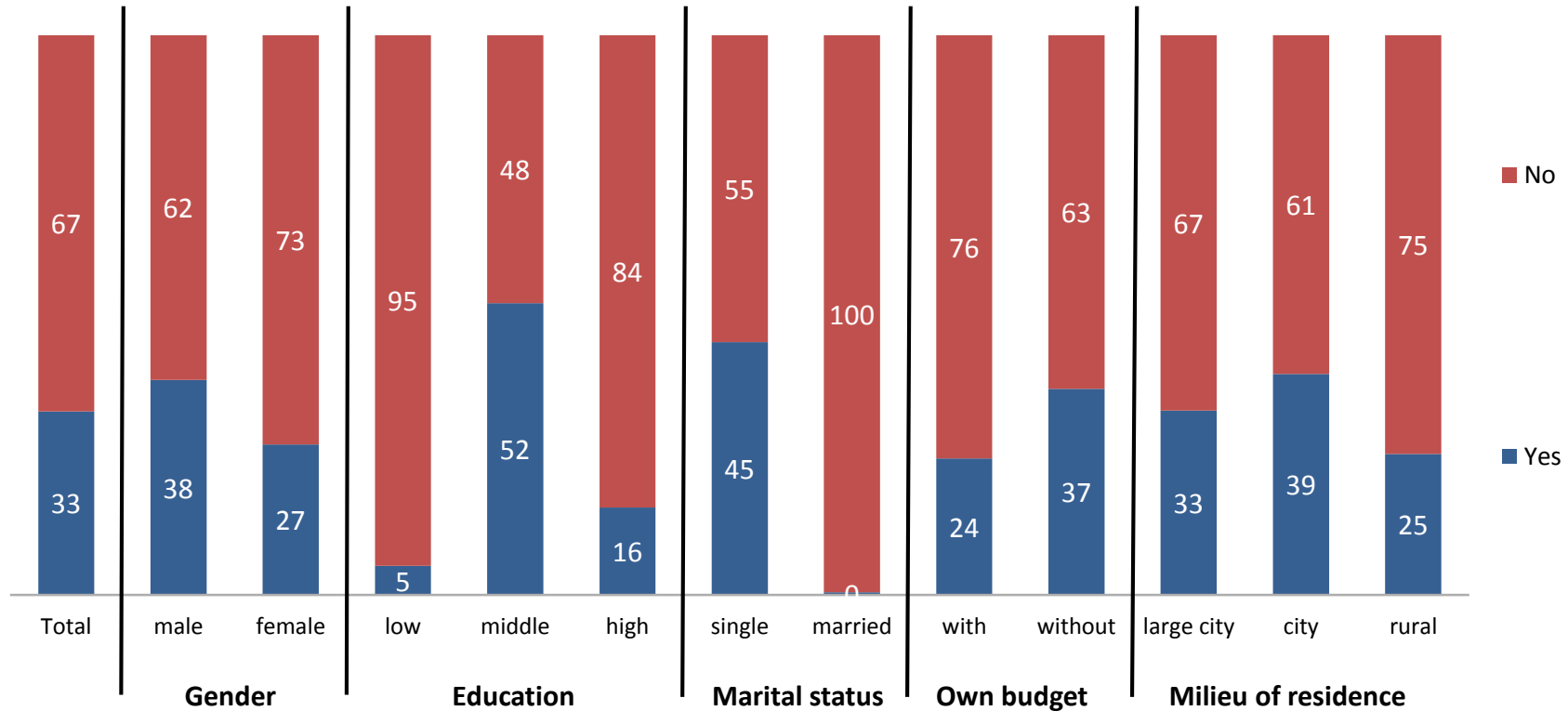
Egypt: Assessment of economic situation in 2010



Q21: How would you assess the economic situation of your family in 2010?

Universe: National population, 16 to 30 years/
Values in percent

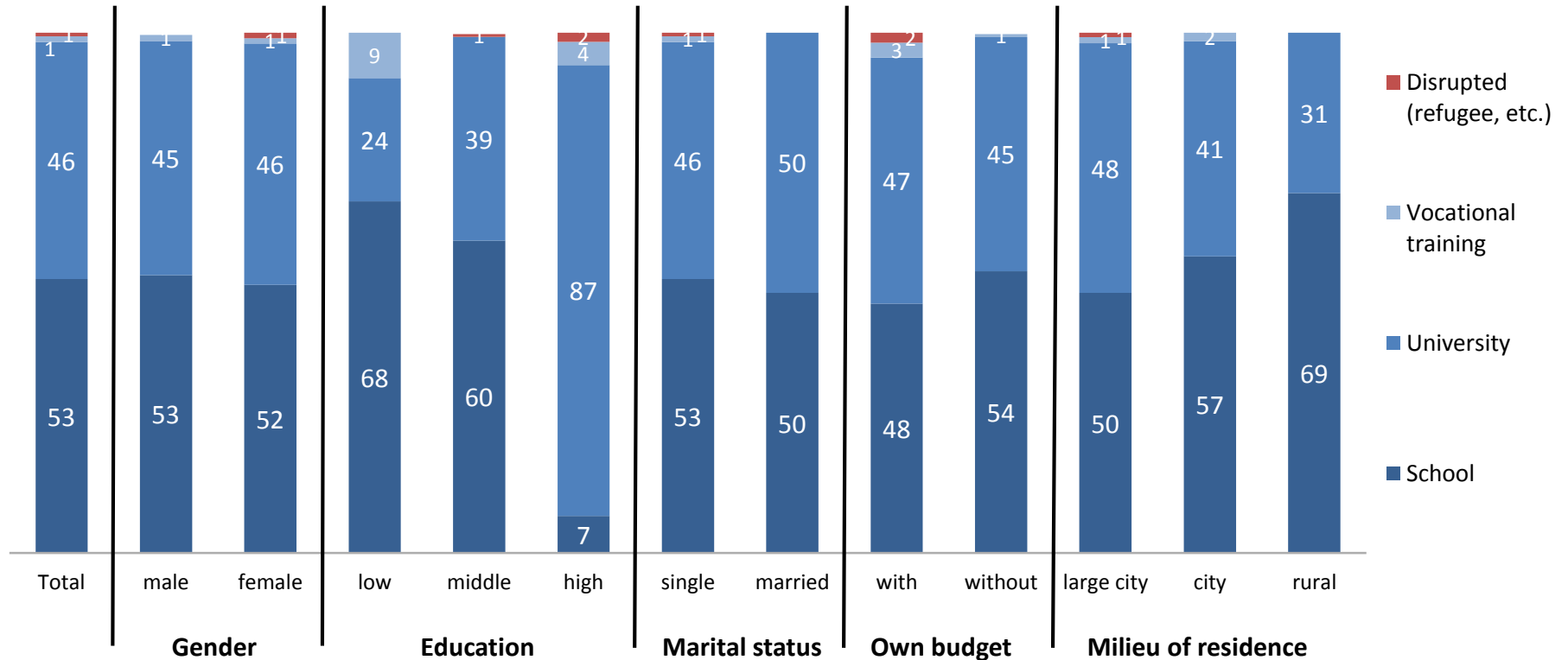
Egypt: Student



Q24: Are you a student?

Universe: National population, 16 to 30 years/
Values in percent

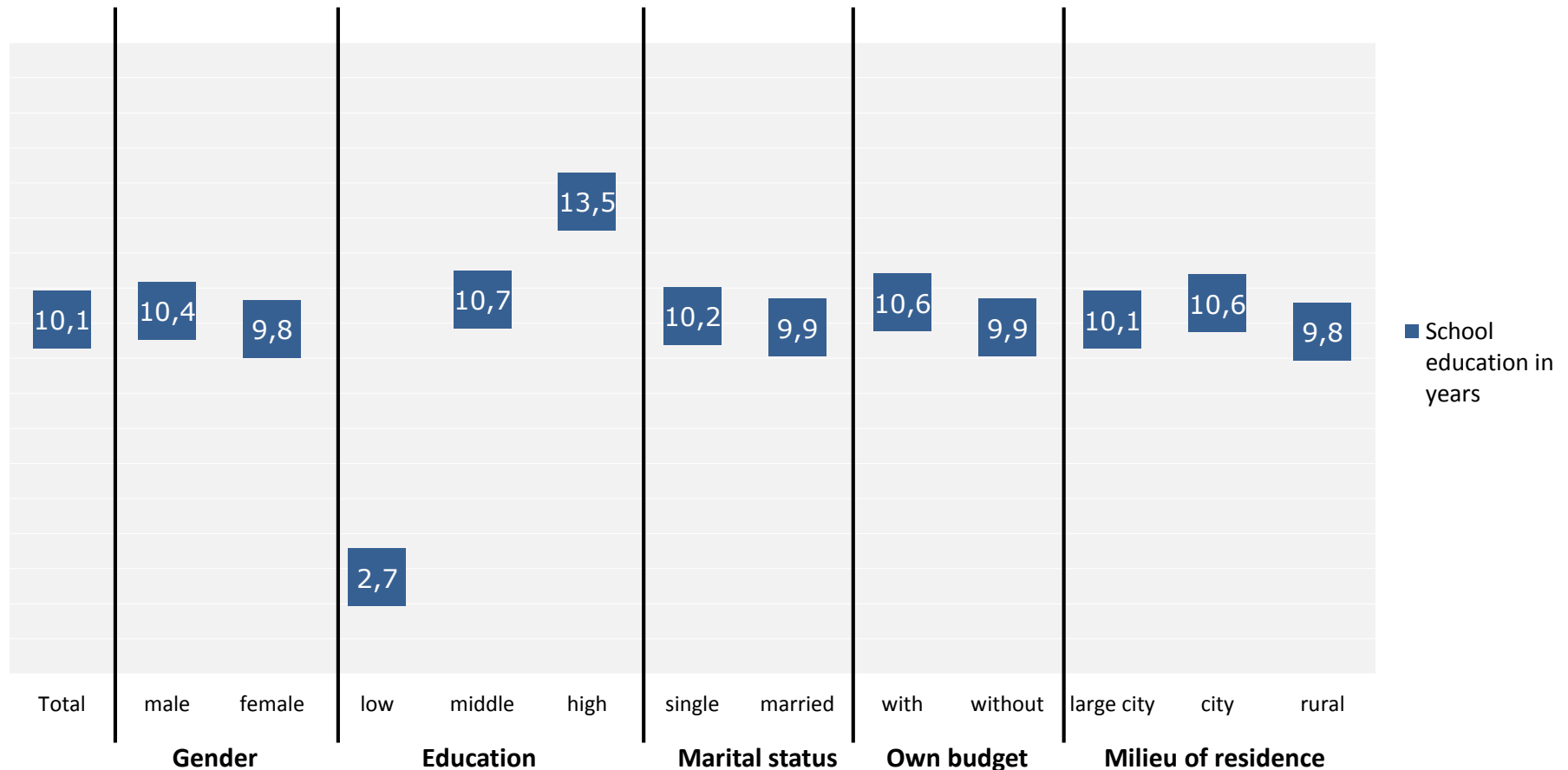
Egypt: Current education



Q25: Are you going to...?

Universe: National population, 16 to 30 years/
Basis: Respondents that are currently students (Q24)/
Values in percent

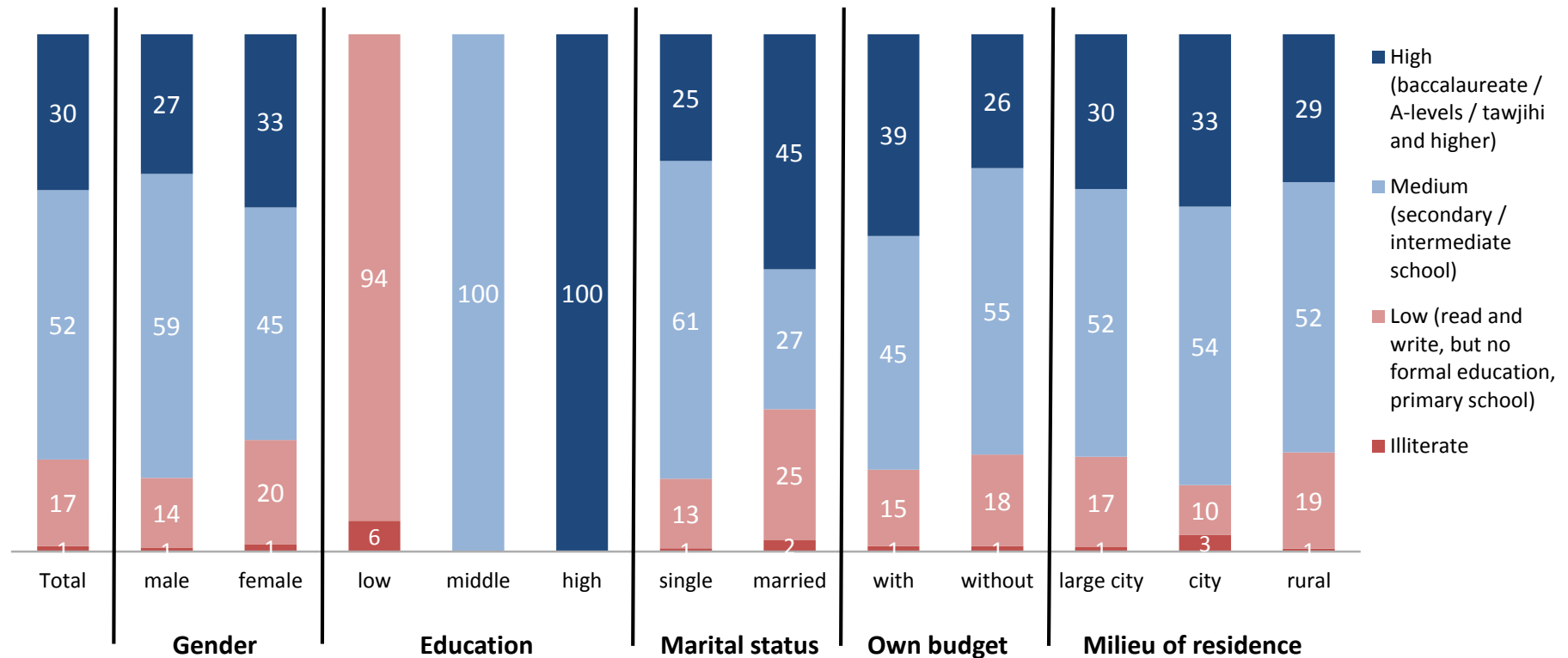
Egypt: Duration of school education



Q26: How many years did you go to school (excluding pre-school and university)?
Please, calculate total years (maximum: up until baccalaureate).

Universe: National population, 16 to 30 years/
Average values

Egypt: Highest degree achieved



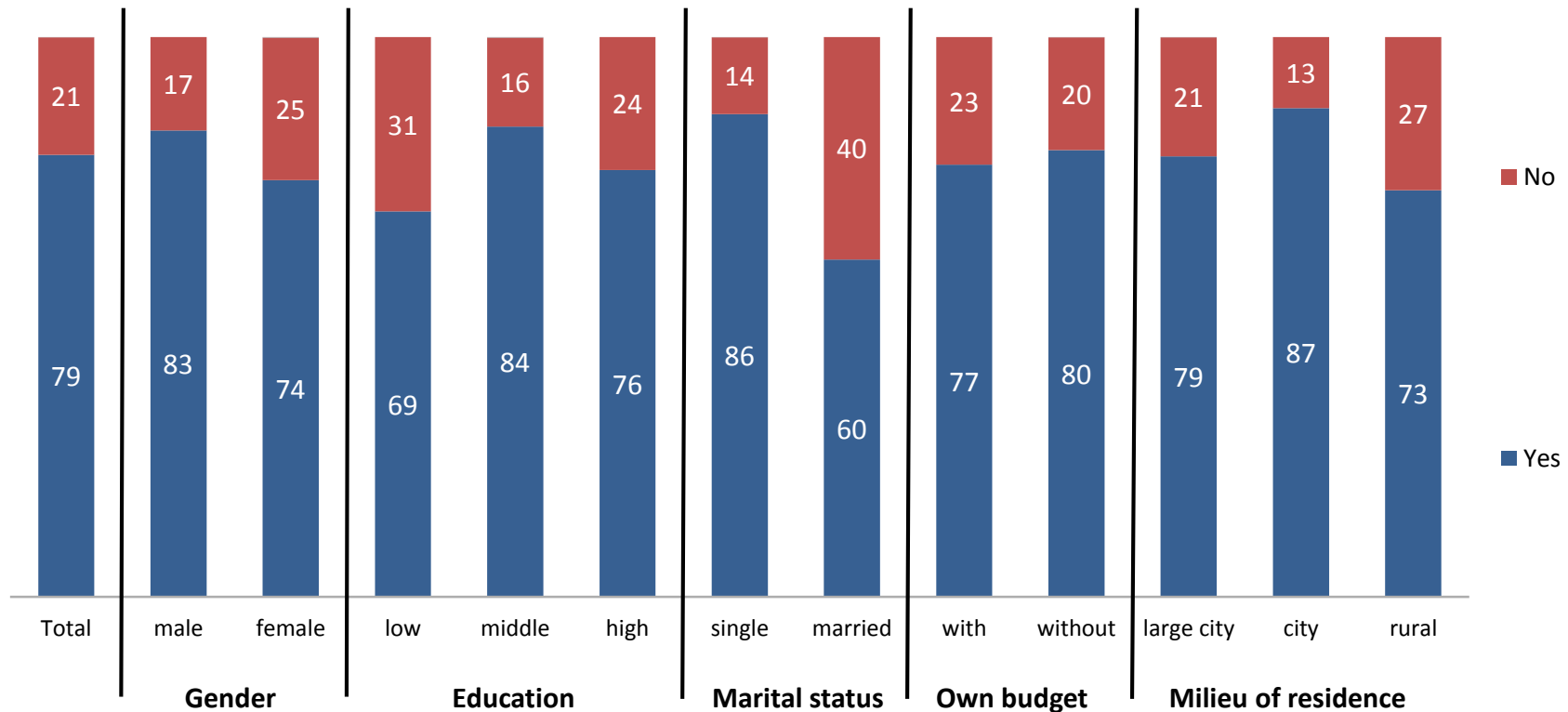
Q27: Which is your highest degree?

Universe: National population, 16 to 30 years/
Values in percent

Parents

FATHER

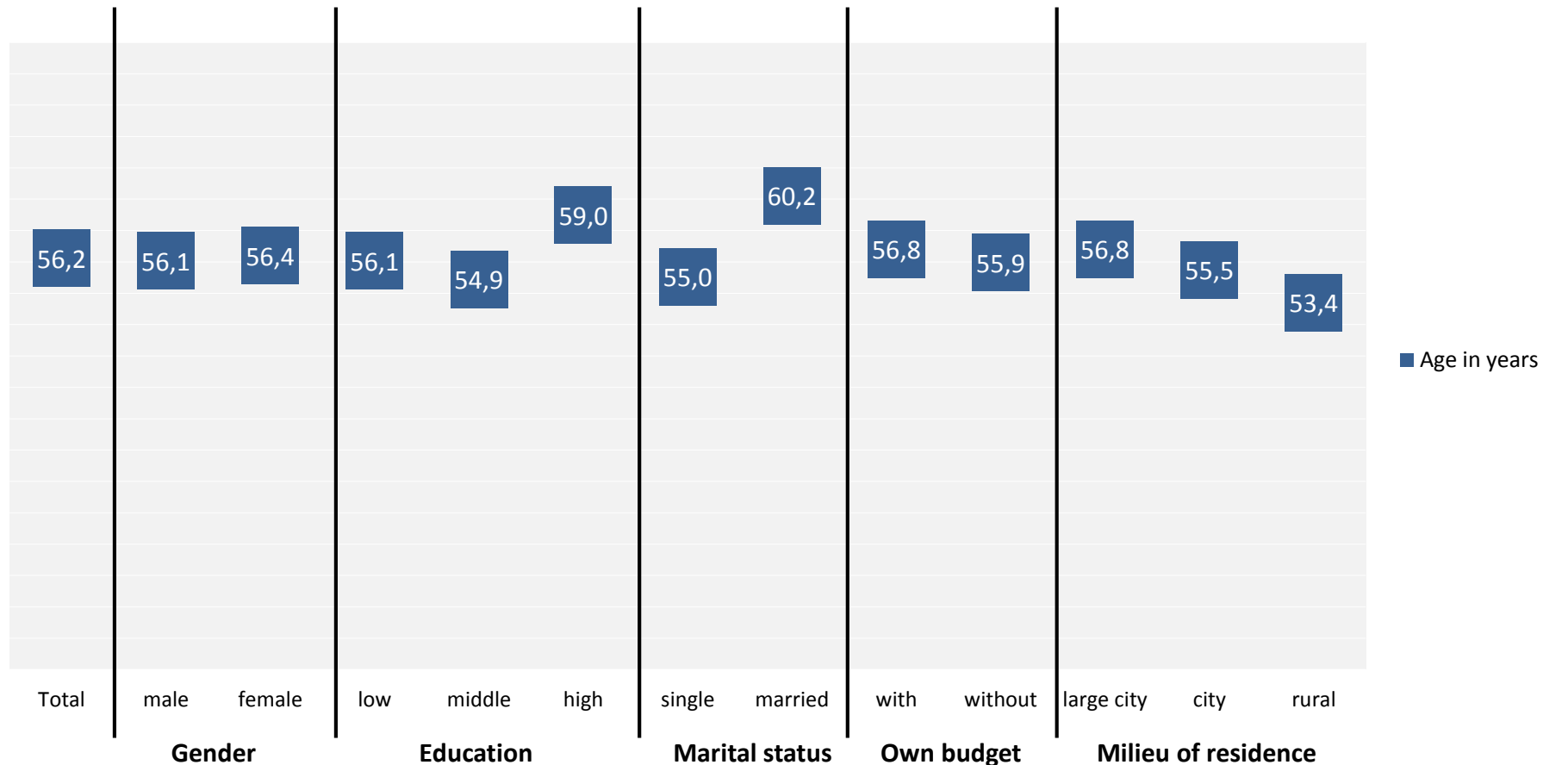
Egypt: Father alive



Q28: Is your father still alive?

Universe: National population, 16 to 30 years/
Values in percent

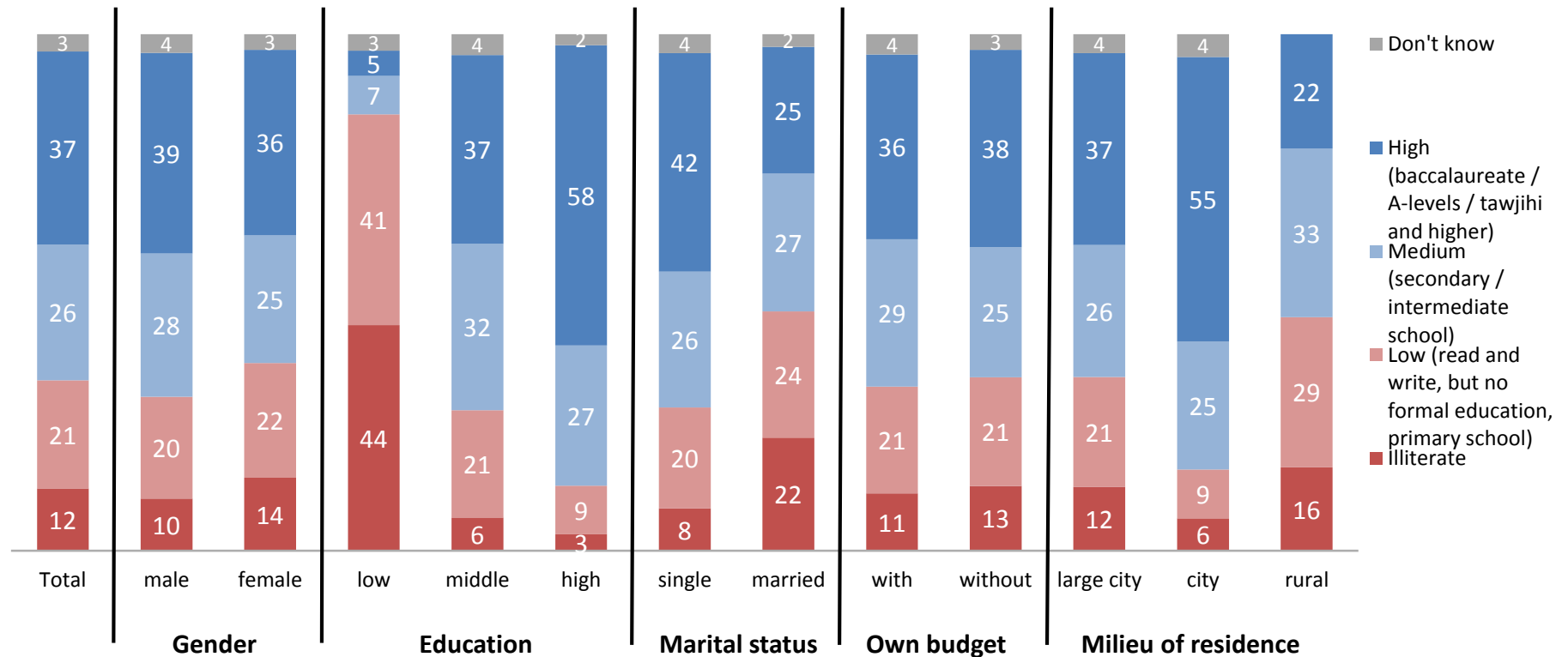
Egypt: Father's age



Q29: How old is your father?

Universe: National population, 16 to 30 years/
Basis: Father still alive (Q28)
Average values

Egypt: Father's highest level of education



Q30: What is / was his level of education (highest degree)?

Universe: National population, 16 to 30 years/
Values in percent

Egypt: Father's occupation(s)

	Gender			Education			Marital status		Own budget		Milieu of residence		
	Total	male	female	low	middle	high	single	married	with	without	large city	city	rural
State employee	38	36	41	13	37	55	40	34	43	36	36	59	33
Employee (with insurance)	10	11	9	5	11	10	10	8	9	10	10	5	13
Worker (no insurance, but continuous employment)	6	6	7	11	6	4	6	7	7	6	8	1	3
Remunerated labourer as part of a family business	3	4	3	3	4	3	4	2	4	3	4	2	1
Self-employed with higher education (medical doctor, etc.)	7	7	7	0	9	9	8	5	8	7	7	10	2
Self-employed without higher education, but qualification	18	20	17	22	22	11	19	17	18	19	21	13	8
Self-employed in agriculture	3	4	2	4	3	4	3	5	2	4	3	2	9
Self-employed in service sector (continuous work, unstable inc.)	8	9	7	17	6	7	7	12	10	8	7	10	17
Day labourer (unstable employment, unstable income)	6	5	7	15	4	4	5	9	6	6	7	1	3
Jobless / work without income	3	4	2	5	4	2	3	4	1	4	3	1	7
Retired	7	8	7	10	7	7	5	12	6	8	8	4	9
Other	3	3	3	6	2	3	3	2	3	3	3	2	5

Q31: What kind of different occupations/jobs did or does your father do? Multiple answers possible

Universe: National population, 16 to 30 years/
Values in percent

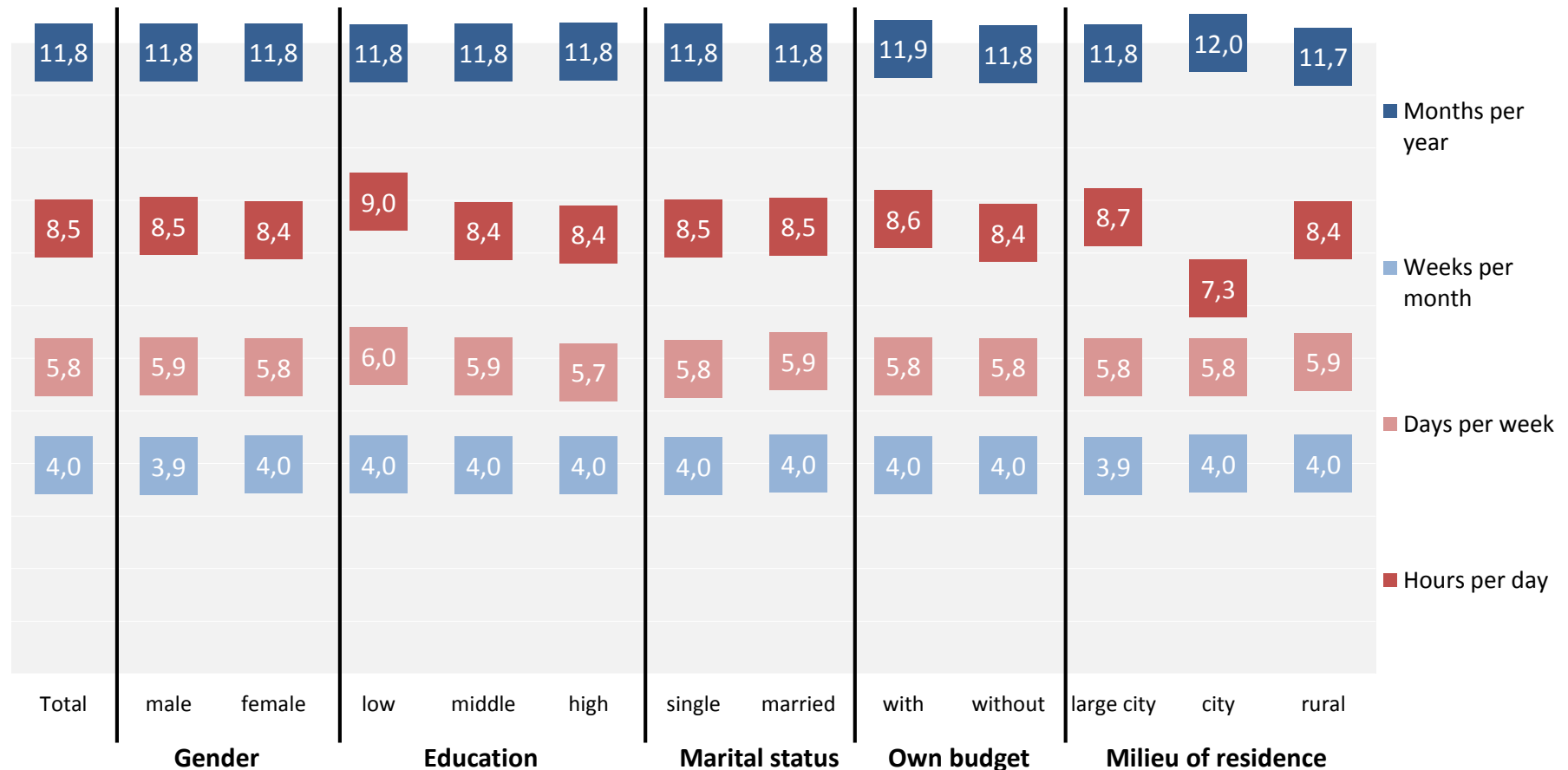
Egypt: Father's main occupation

	Gender			Education			Marital status		Own budget		Milieu of residence		
	Total	male	female	low	middle	high	single	married	with	without	large city	city	rural
State employee	37	34	40	12	35	54	38	34	41	34	34	58	32
Employee (with insurance)	9	10	8	4	11	8	9	7	8	9	9	5	12
Worker (no insurance, but continuous employment)	5	4	6	10	5	2	5	5	6	5	6	1	2
Remunerated labourer as part of a family business	2	3	2	2	3	1	3	1	2	2	3	1	1
Self-employed with higher education (medical doctor, etc.)	7	7	7		8	9	8	5	7	7	7	9	2
Self-employed without higher education, but qualification	17	19	16	22	20	10	18	16	16	18	19	12	8
Self-employed in agriculture	3	3	2	3	2	4	2	4	1	3	2	1	7
Self-employed in service sector (continuous work, unstable inc.)	6	7	5	14	4	4	5	9	8	5	4	8	17
Day labourer (unstable employment, unstable income)	4	3	5	14	2	2	3	5	4	4	5	1	2
Jobless / work without income	3	4	2	5	4	2	3	4	1	4	3	1	7
Retired	5	4	5	8	5	3	4	7	2	6	5	1	6
Other	3	3	3	6	1	3	2	2	2	3	2	2	4

Universe: National population, 16 to 30 years/
Values in percent

Q32: And what is / was his main occupation? (Job held the longest)

Egypt: Father's frequency of work



Q33: Concerning his main occupation, please tell me the....

Universe: National population, 16 to 30 years/
Basis: Respondents whose fathers are not jobless (Q31,Q32)
Average values

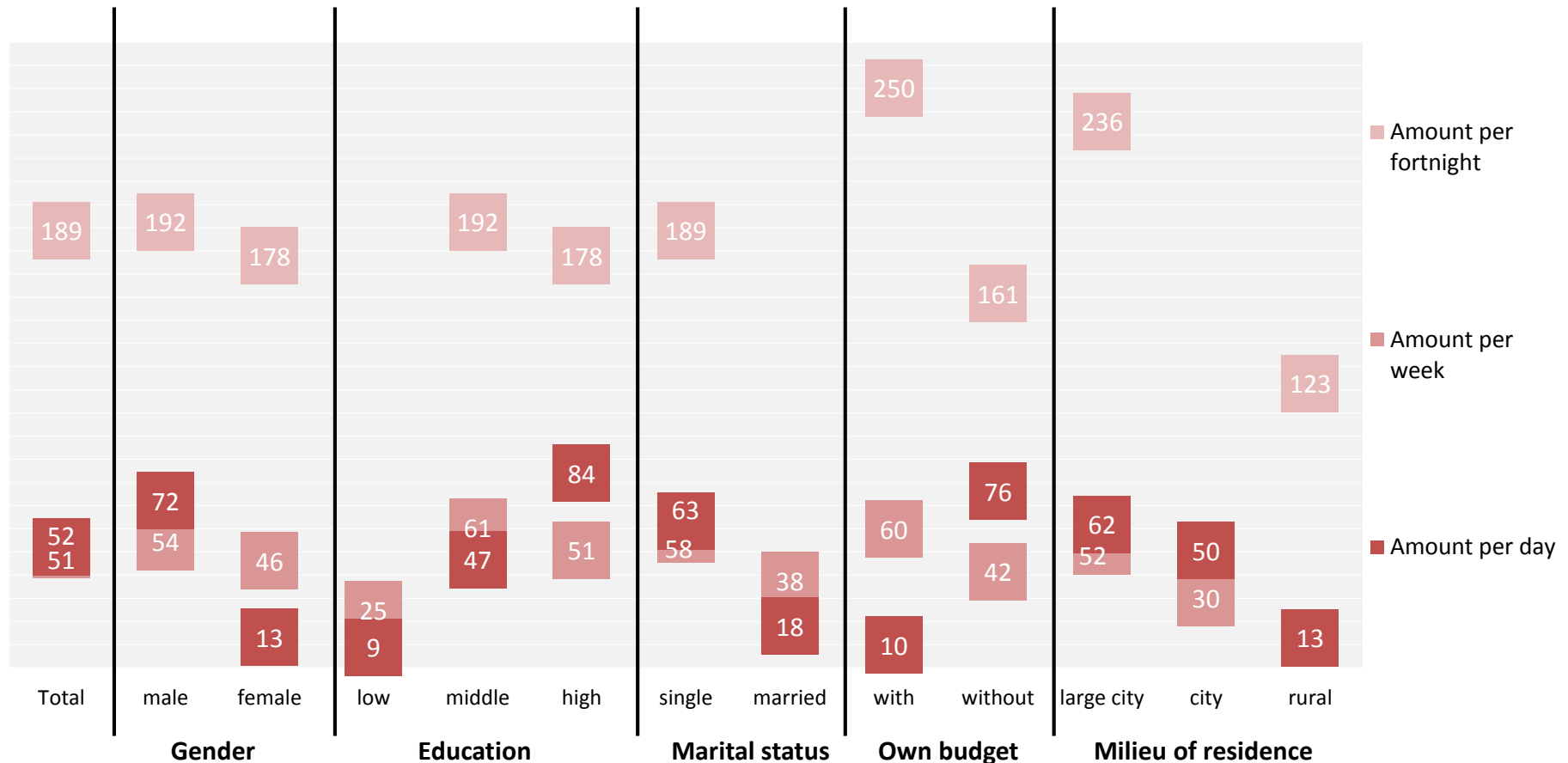
Egypt: Form of payment - Father

	Gender			Education			Marital status		Own budget		Milieu of residence		
	Total	male	female	low	middle	high	single	married	with	without	large city	city	rural
Paid per day	9	9	10	15	8	10	8	14	13	8	11	2	6
Paid per week	5	4	6	10	4	3	4	5	5	5	5	1	2
Paid every fortnight	3	3	3	3	3	2	4	0	3	3	3		6
Paid per month	60	56	64	33	62	70	62	53	63	59	58	73	58
Paid per season	1	2	1		1	2	1	1	1	1	1	1	1
Paid per job / task	10	12	8	25	10	4	9	15	5	13	8	18	18
Don't know	11	14	8	15	12	9	11	12	9	12	13	5	8
Not paid	0	1	0		1	0	1			1	0		1

Q34: What about his income? In his main occupation is he...

Universe: National population, 16 to 30 years/
Respondents whose fathers are alive (Q28) and not jobless (Q31,Q32)/ Values in percent

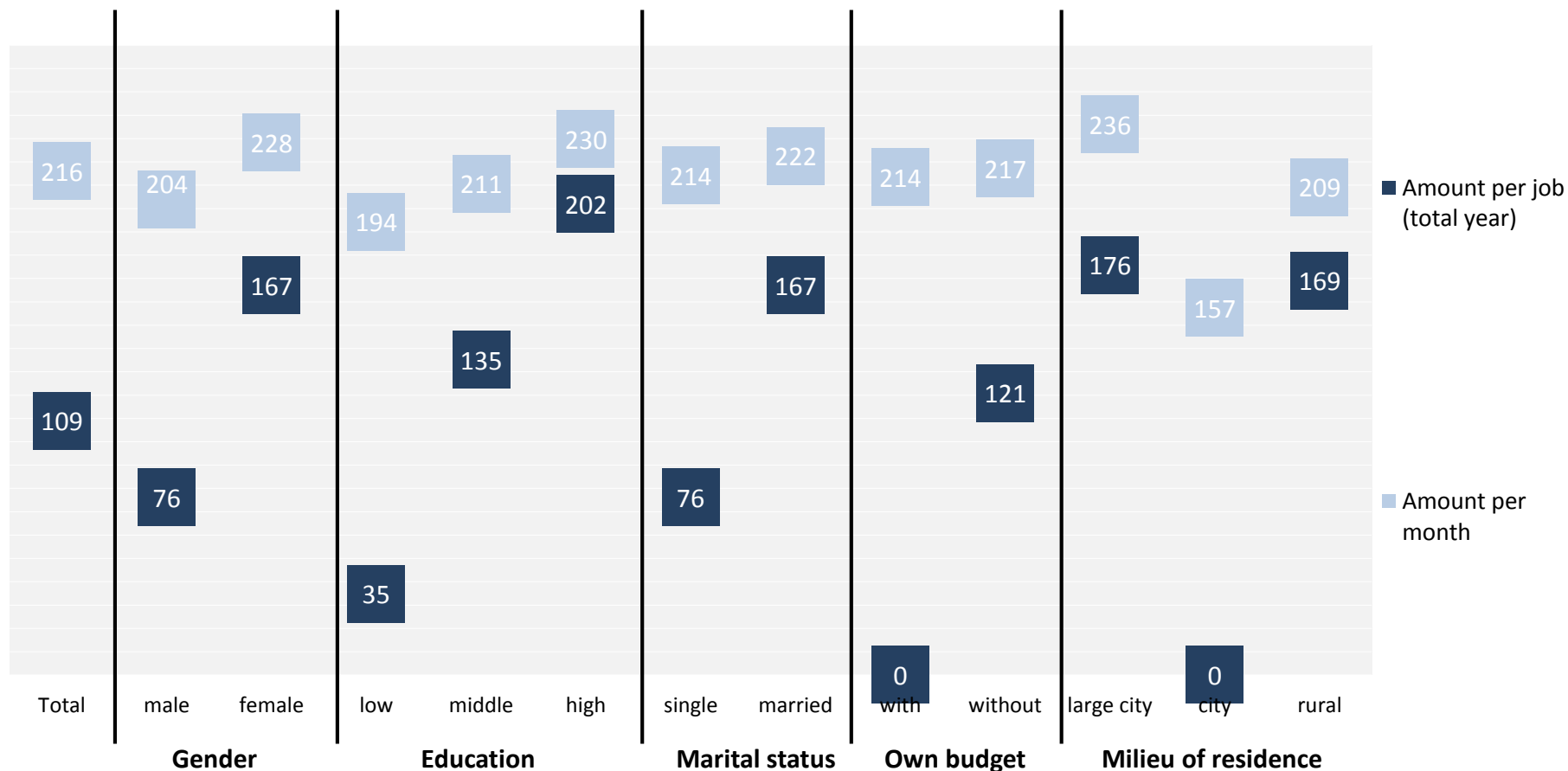
Egypt: Father's income (in Euro) I



Q35: Can you please tell me how much he earns?

Universe: National population, 16 to 30 years/
Respondents whose fathers are alive (Q28) and not jobless (Q31,Q32)/
Average values/ Attention: in part small number of cases

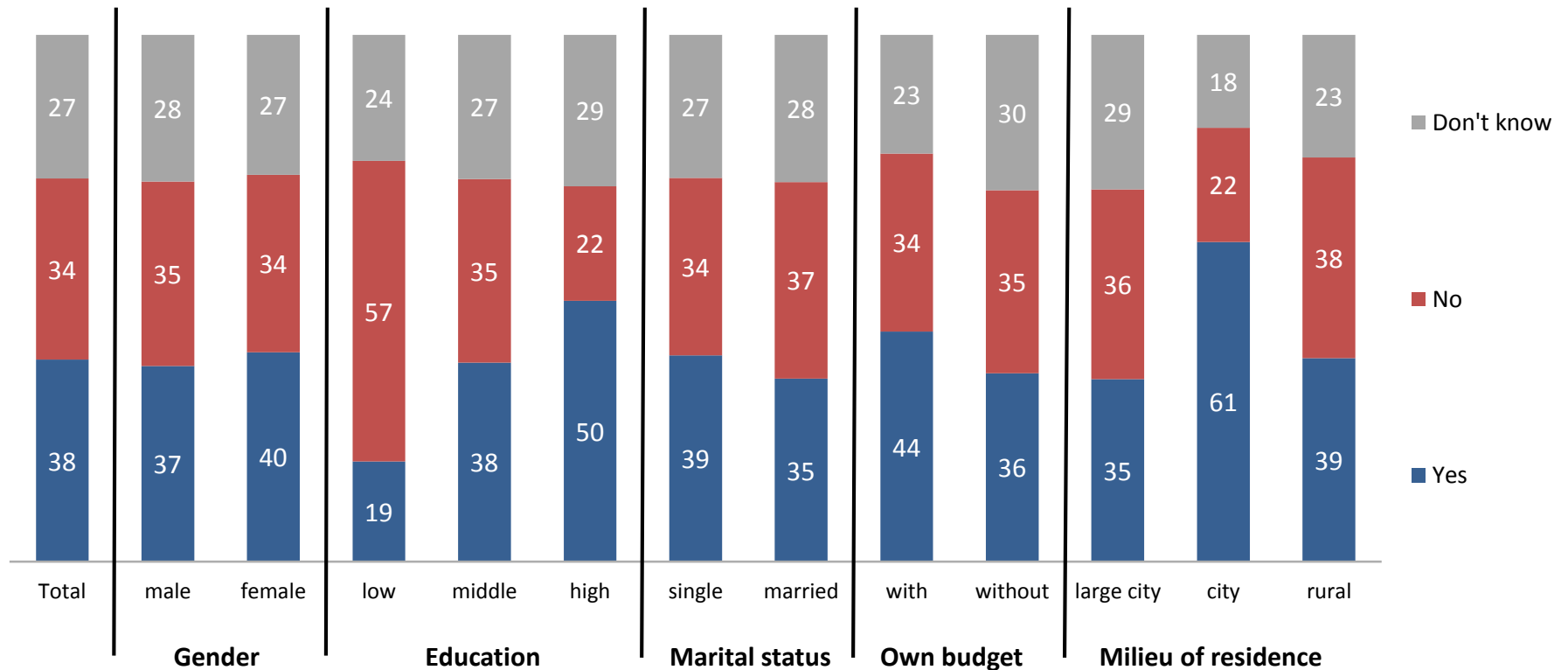
Egypt: Father's income (in Euro) II



Q35: Can you please tell me how much he earns?

Universe: National population, 16 to 30 years/
Respondents whose fathers are alive (Q28) and not jobless (Q31,Q32)/
Average values/ Attention: in part small number of cases

Egypt: Sickness payment - Father



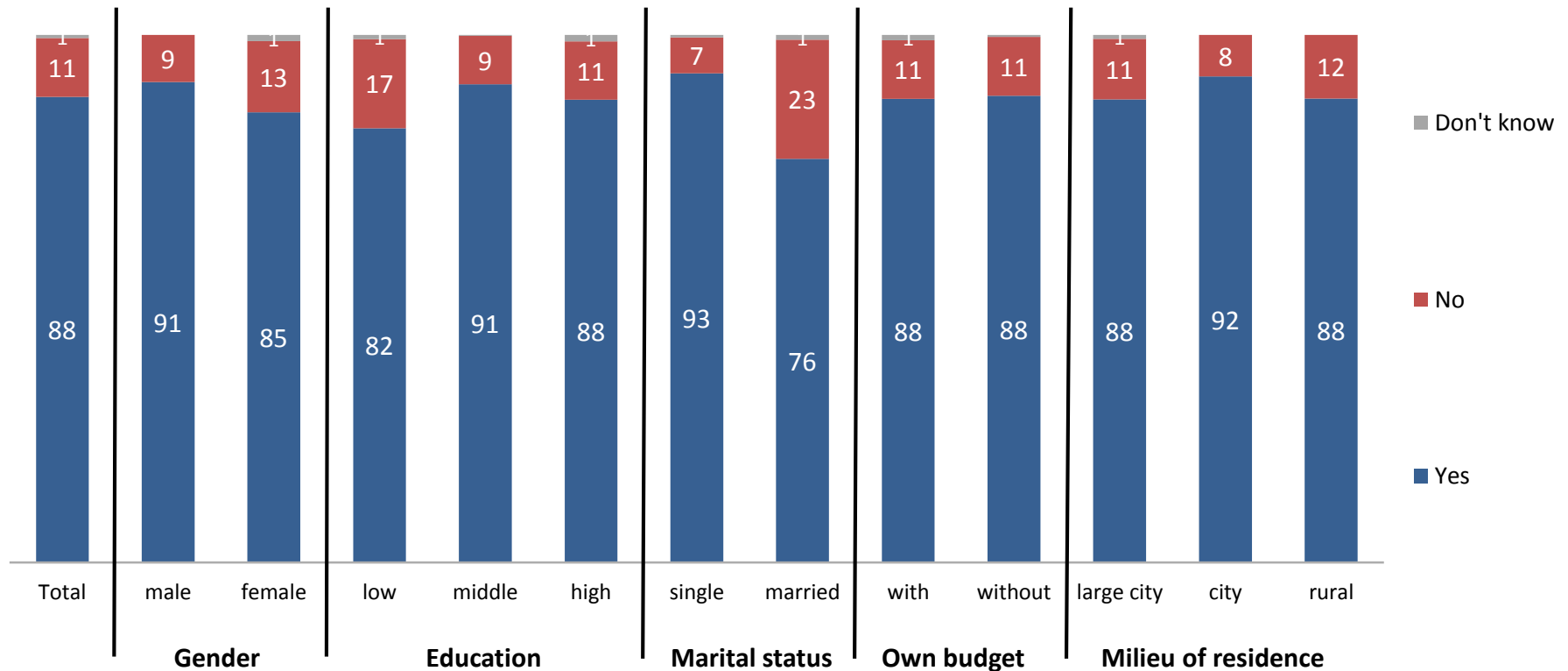
Q36: Does he receive continuous payment in case of sickness?

Universe: National population, 16 to 30 years/
Basis: Father alive (Q28) with paid job (Q32 + Q34)
Values in percent

Parents

MOTHER

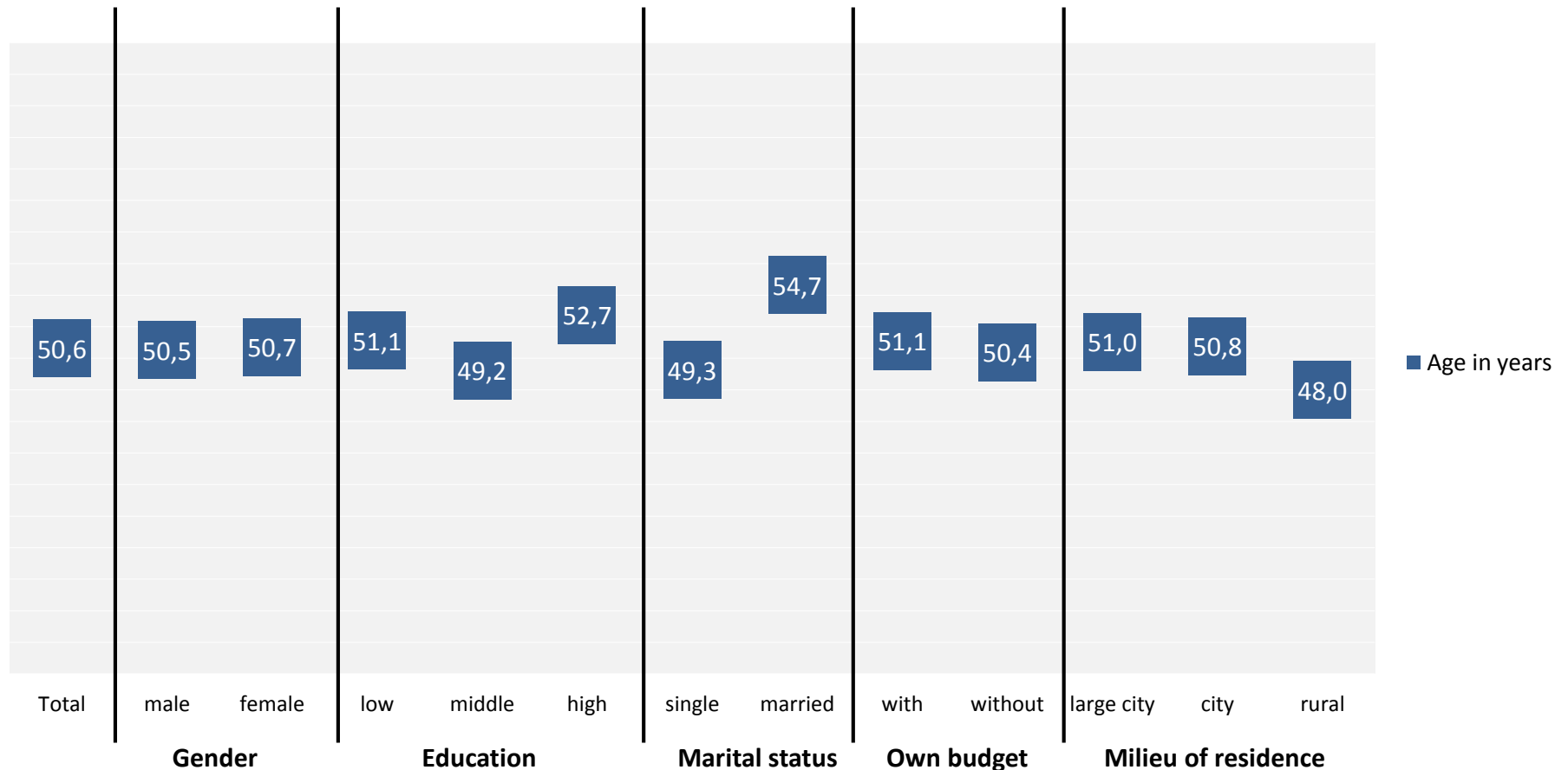
Egypt: Mother alive



Q37: Is your mother still alive?

Universe: National population, 16 to 30 years/
Values in percent

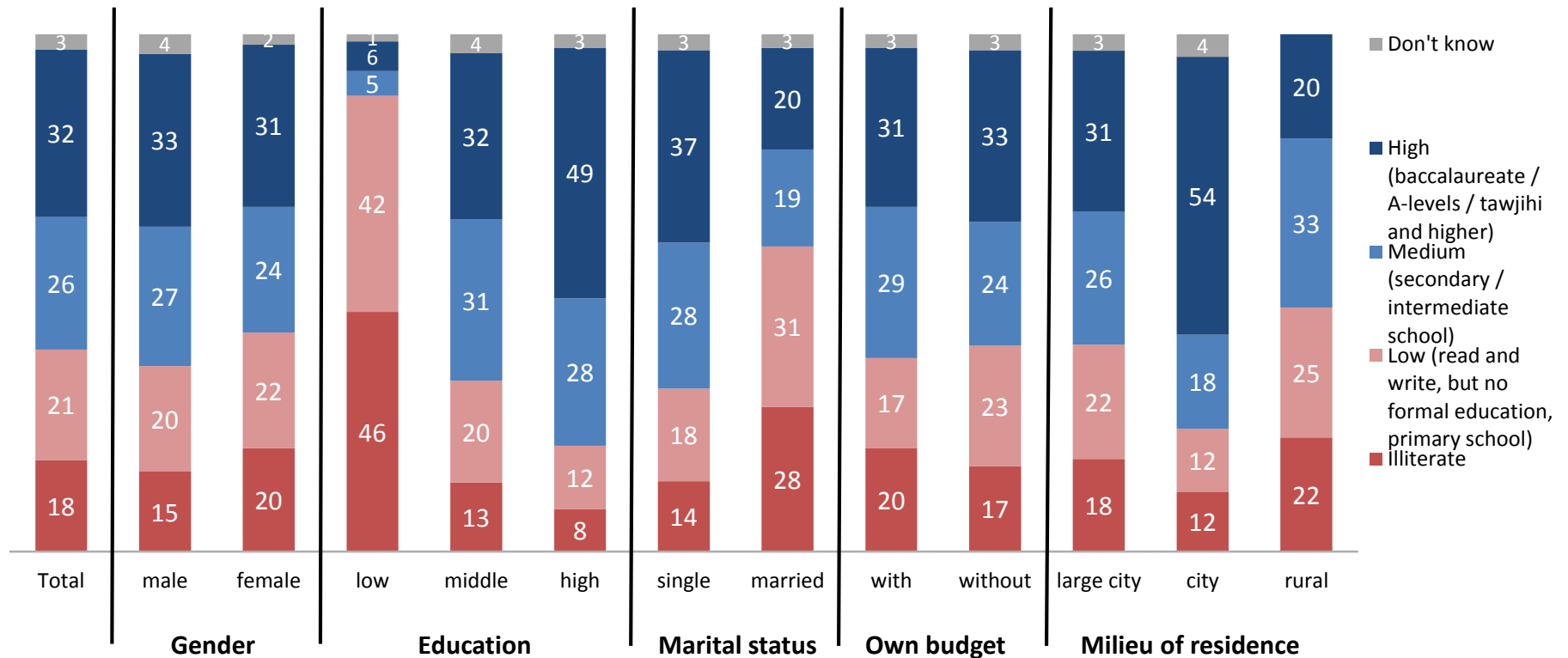
Egypt: Mother's age



Q38: How old is your mother?

Universe: National population, 16 to 30 years/
Basis: Mother still alive (Q37)
Average values

Egypt: Mother's highest level of education



Q39: What is / was her level of education (highest degree)?

Universe: National population, 16 to 30 years/
Values in percent

Egypt: Mother's occupation(s)

Areas	Total	Gender		Education			Marital status		Own Budget		Settlement size		
		male	female	low	middle	high	single	married	with	without	large city	city	rural
State employee	10	11	10	2	10	15	11	8	10	10	10	14	6
Employee (with insurance)	2	3	1	1	3	2	2	1	2	2	2	2	1
Worker (no insurance, but continuous employment)	1	1	1	1	2	0	1	0	0	1	1		2
Remunerated labourer as part of a family business	1	1	2	0	2	1	2	0	1	1	1	1	
Self employed with higher education (medical doctor, etc.)	2	2	2	1	2	2	3	0	2	2	2	1	
Self employed without higher education, but qualification	1	1	1	2	1	1	1	1	1	1	1		1
Self employed in agriculture	0		0			0	0	0		0	0		
Self employed in service sector (continuous work, unstable inc.)	1	0	1	1	1	1	1	1	0	1	1	1	
Day labourer (unstable employment, unstable income)	1	0	1	2	0	0	1	0	0	1	1		
Jobless / Work without income	79	79	78	86	77	76	76	85	82	77	76	81	90
Retired	2	1	3	2	3	2	2	3	2	2	3	1	1
Other	2	2	2	3	1	1	2	0	1	2	2	2	

Q40: What kind of different occupations/jobs did or does your mother do?
Multiple answers possible

Universe: National population, 16 to 30 years/
Values in percent

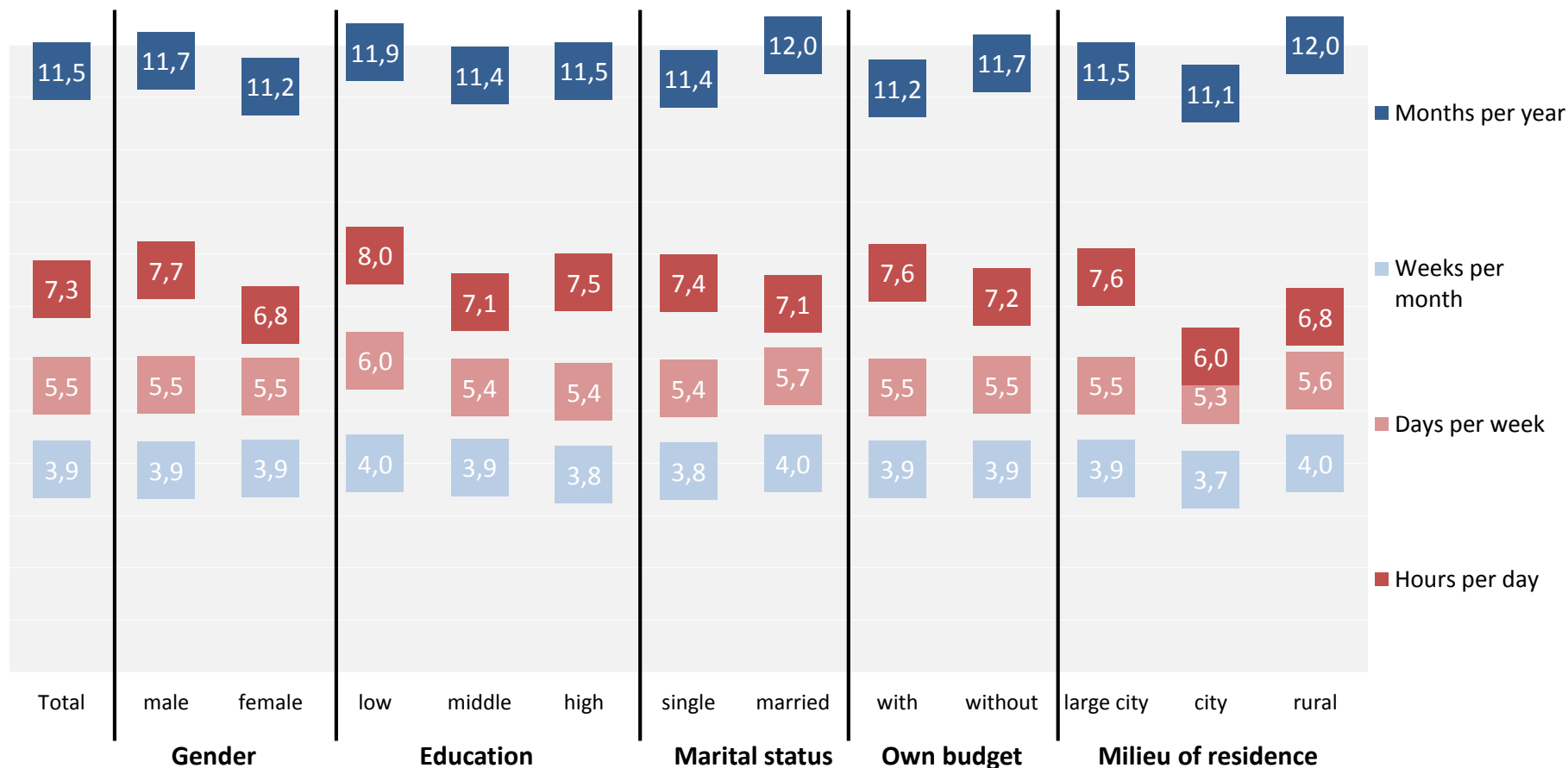
Egypt: Mother's main occupation

Areas	Total	Gender		Education			Marital status		Own Budget		Settlement size		
		male	female	low	middle	high	single	married	with	without	large city	city	rural
State employee	10	10	10	2	10	15	11	8	9	10	10	14	6
Employee (with insurance)	2	3	1	1	3	2	2	1	2	2	2	2	1
Worker (no insurance, but continuous employment)	1	1	1	1	1	0	1	0	0	1	1		2
Remunerated labourer as part of a family business	1	1	2	0	1	1	1	0	1	1	1		
Self employed with higher education (medical doctor, etc.)	2	2	2	1	2	2	2	0	2	2	2	1	
Self employed without higher education, but qualification	1	1	1	2	1	1	1	1	1	1	1		1
Self employed in agriculture	0		0			0	0			0	0		
Self employed in service sector (continuous work, unstable inc.)	1	0	1	1	1	1	1	1	0	1	1	1	
Day labourer (unstable employment, unstable income)	0	0	1	1	0	0	1	0	0	1	1		
Jobless / Work without income	78	79	78	86	77	76	76	85	82	77	76	81	90
Retired	2	1	3	2	2	2	2	3	2	2	3	1	1
Other	1	2	1	3	1	1	2	0	0	2	2	1	

Universe: National population, 16 to 30 years/
Values in percent

Q41: And what is/was her main occupation? (Job held the longest)

Egypt: Mother's frequency of work



Q42: Concerning her main occupation, please tell me the....

Universe: National population, 16 to 30 years/
Basis: Respondents whose mothers are not jobless (Q40,Q41)/
Average values

Egypt: Form of payment - Mother

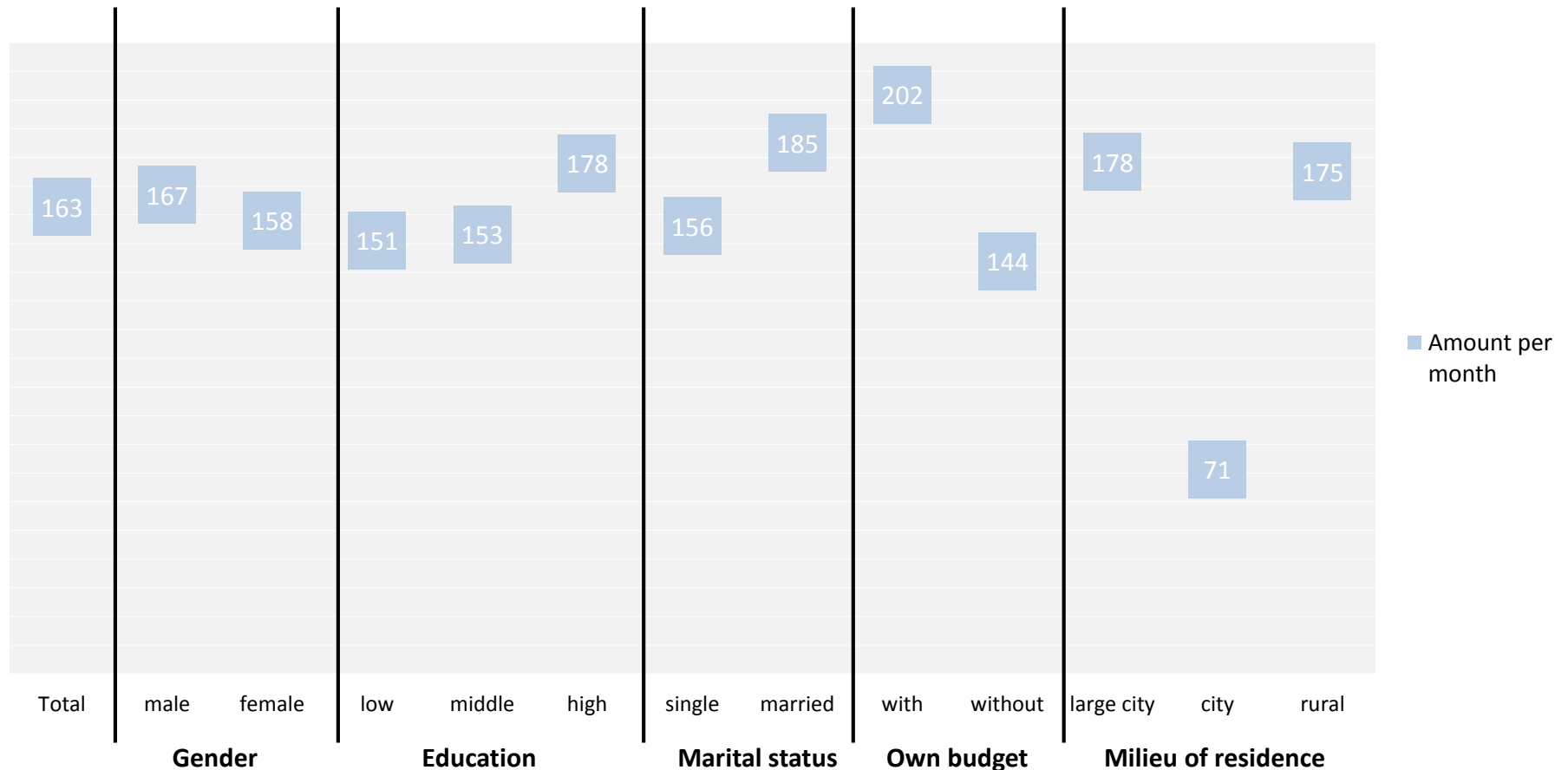
	Gender			Education			Marital status		Own budget		Milieu of residence		
	Total	male	female	low	middle	high	single	married	with	without	large city	city	rural
Paid per day	2	2	2	8	1	1	2		2	2	2		
Paid per week	1		2			2	0	3		1	1		
Paid every fortnight	3	4	2		2	5	3	6	7	2	3		7
Paid per month	64	68	60	37	68	65	65	56	67	62	63	73	54
Paid per season	1		1		1	1	1			1	1		
Paid per job / task	6	8	4	4	7	6	6	6	5	7	5	4	23
Don't know	14	9	20	34	12	12	13	21	10	16	14	15	17
Not paid	9	9	10	17	9	7	10	8	9	10	10	8	

Universe: National population, 16 to 30 years/

Q43: What about her income? In her main occupation is she...

Basis: Respondents whose mothers are alive (Q37) and not jobless (Q40,Q41)/ Values in percent

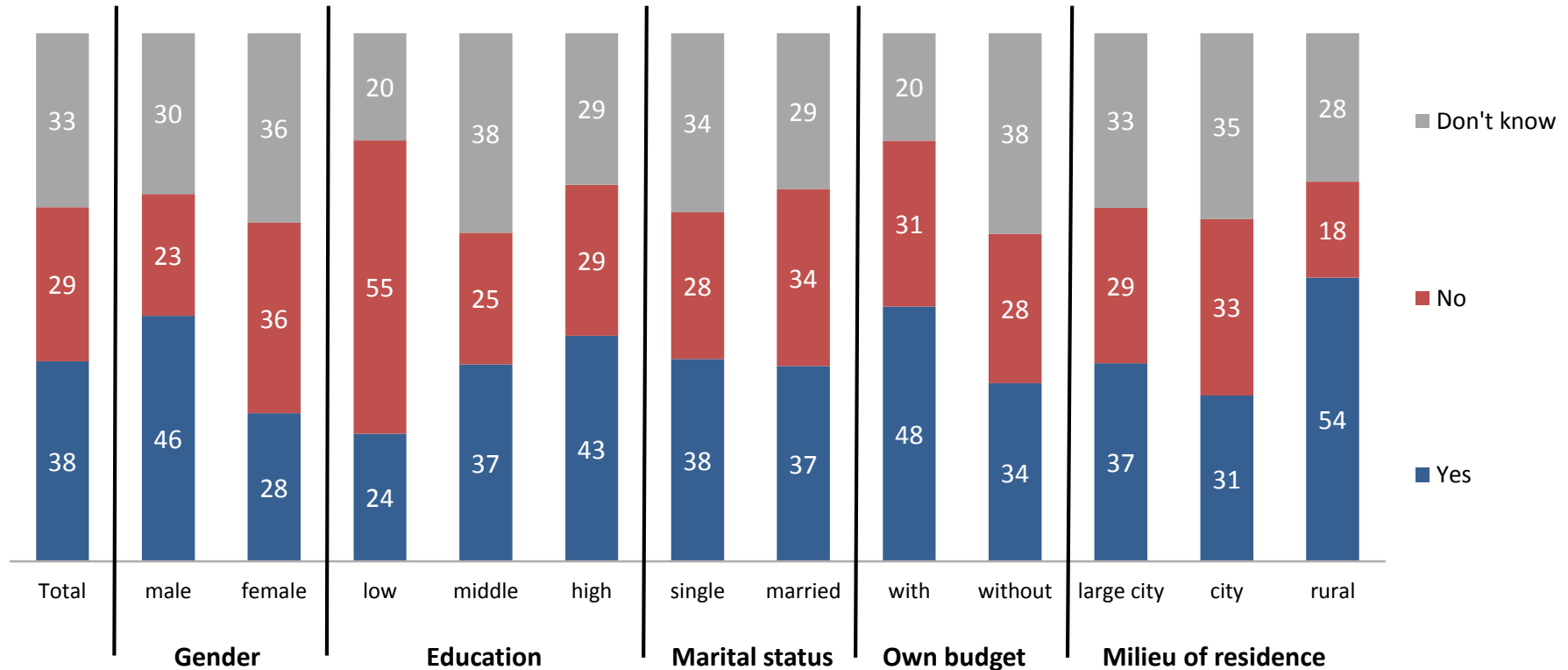
Egypt: Mother's income (in Euro)



Q44: Can you please tell me how much she earns?

Universe: National population, 16 to 30 years/
Basis: Respondents whose mothers are alive (Q37) and not jobless (Q40,Q41)/
Average values/ Attention: in part small number of cases

Egypt: Sickness payment – Mother

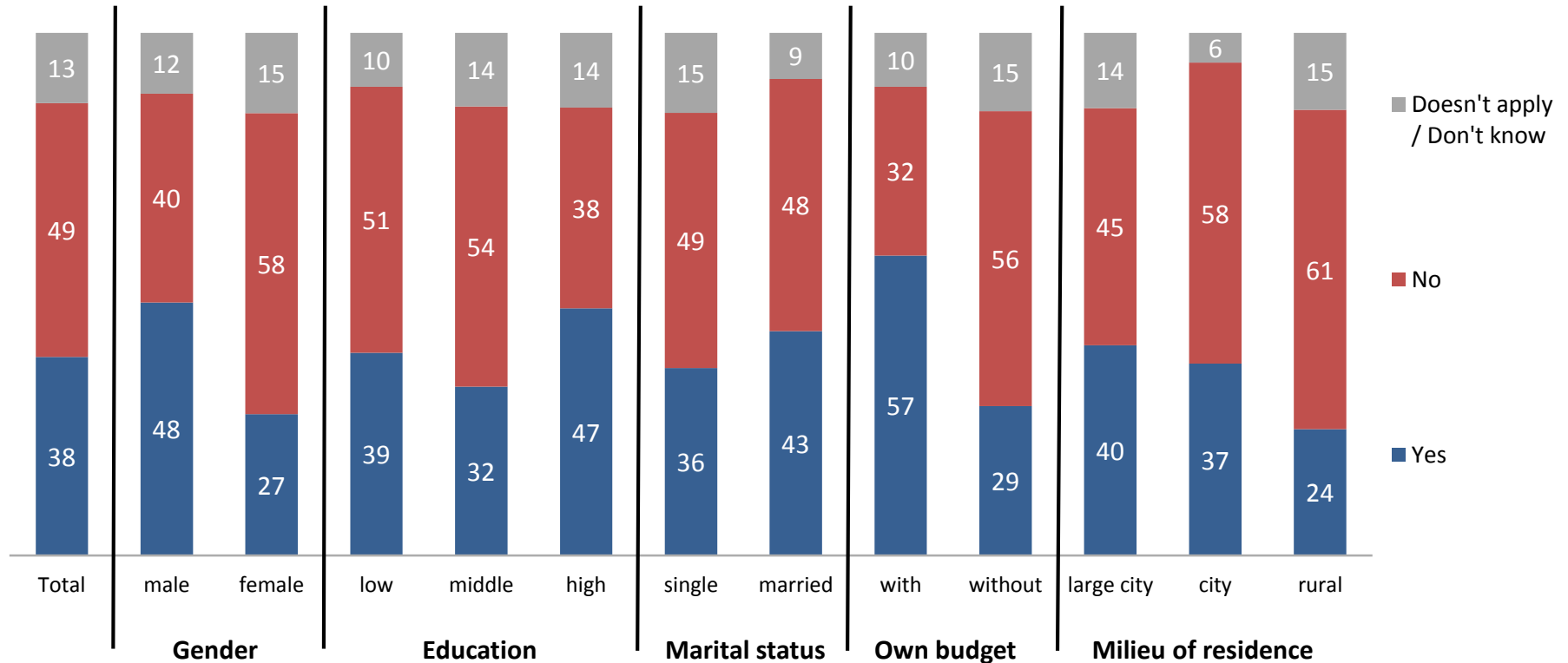


Q45: Does she receive continuous payment in case of sickness?

Universe: National population, 16 to 30 years/
Basis: Mother alive (Q37) with paid job (Q41 + Q43)
Values in percent

CLASS ASSESSMENT

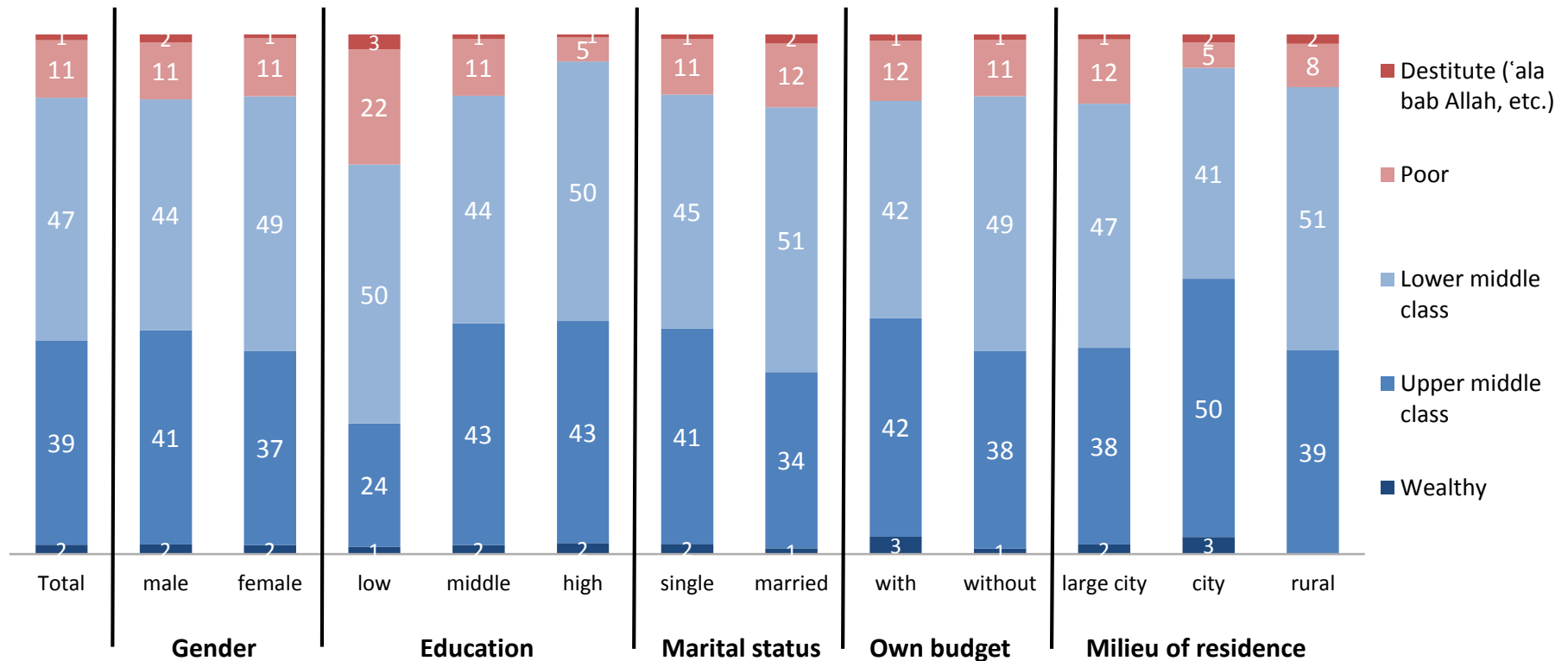
Egypt: Part of the working class



Q46: Would you consider yourself as being part of the working class?

Universe: National population, 16 to 30 years/
Values in percent

Egypt: Class assessment

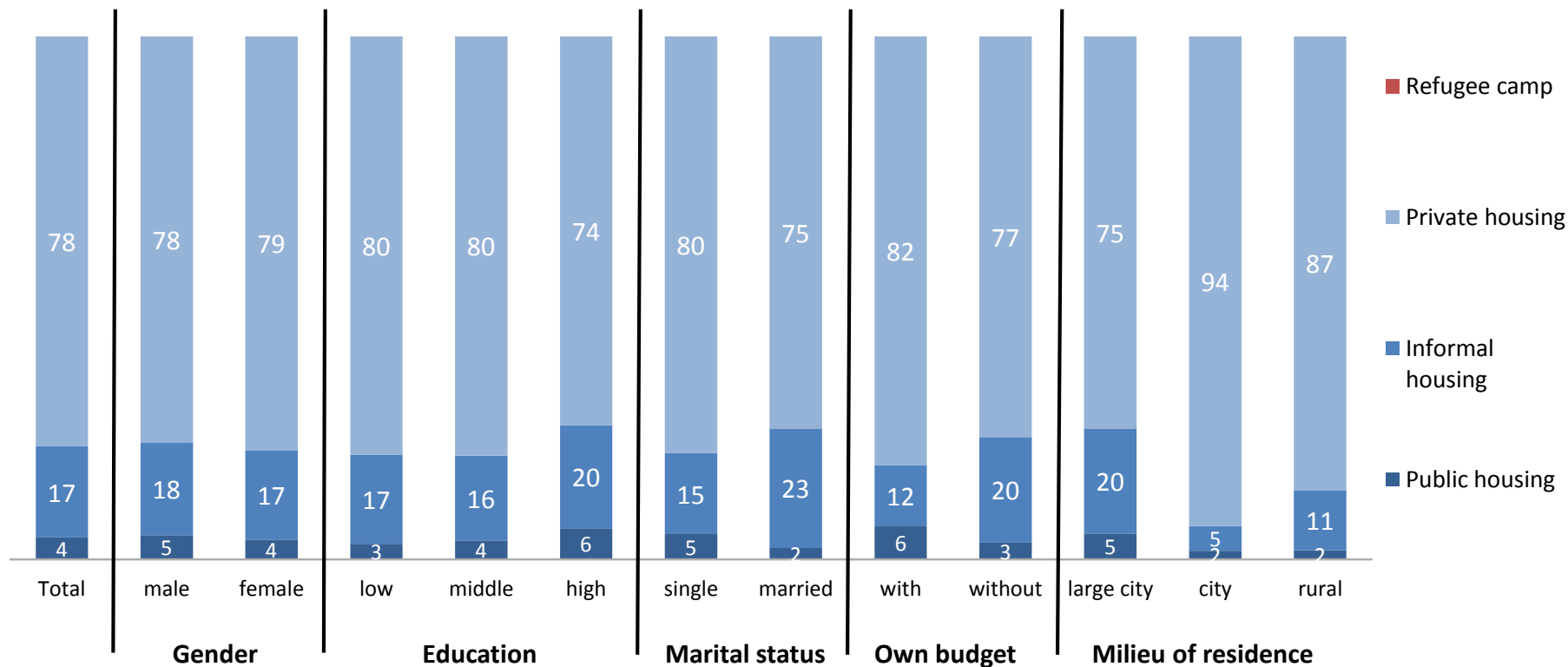


Q47: Class assessment: How would you describe your family?

Universe: National population, 16 to 30 years/
Values in percent

HOUSING

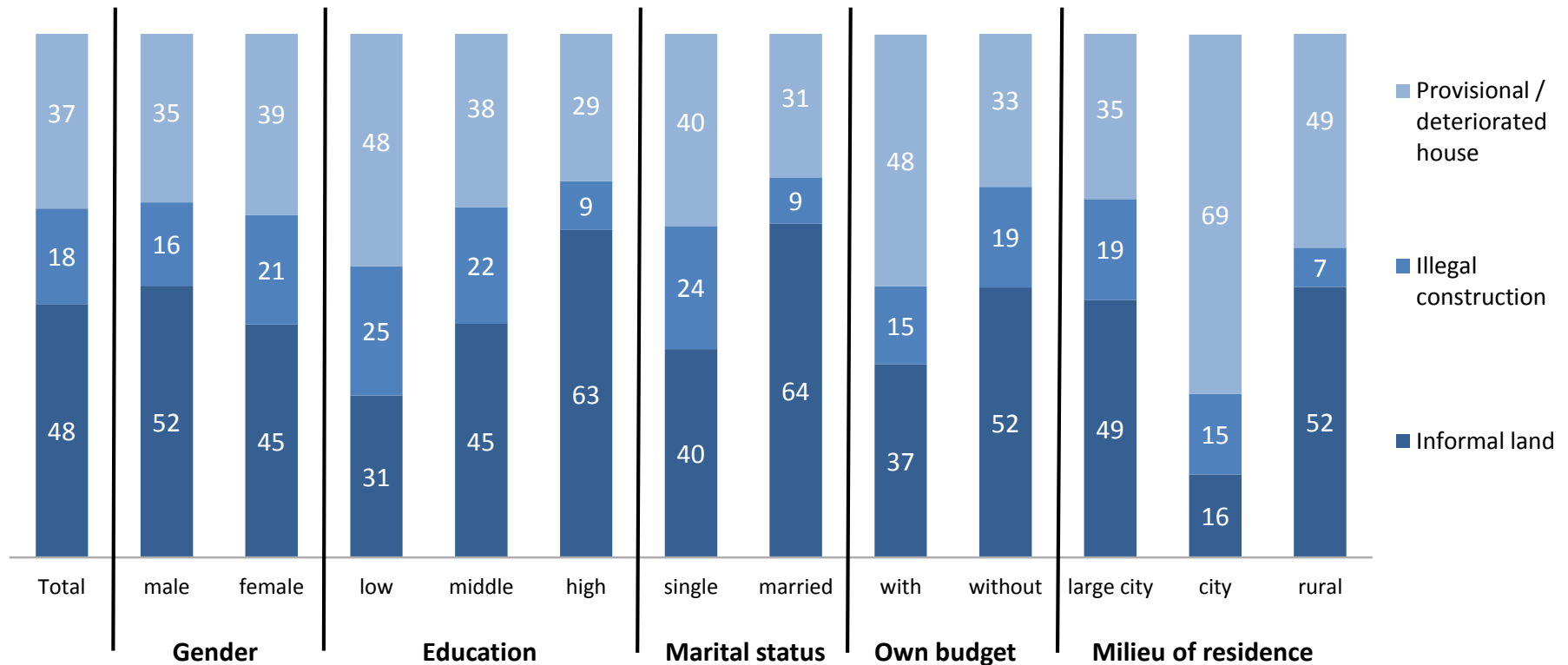
Egypt: Neighbourhood



Q48: What kind of neighbourhood do you live in?

Universe: National population, 16 to 30 years/
Values in percent

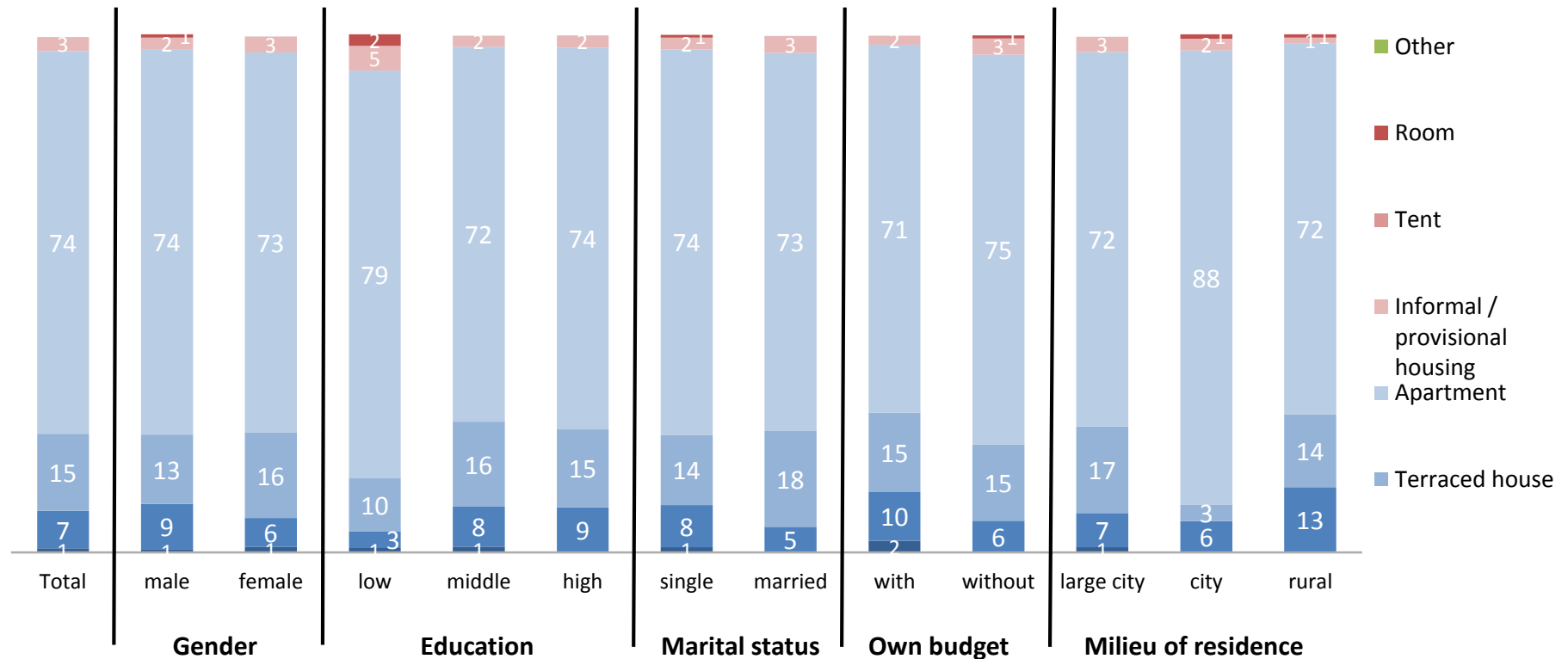
Egypt: Informal housing type



Q49: What kind of informal housing type?
Multiple answers possible

Universe: National population, 16 to 30 years/
Basis: Respondents living in informal housing neighborhood (Q48)
Values in percent

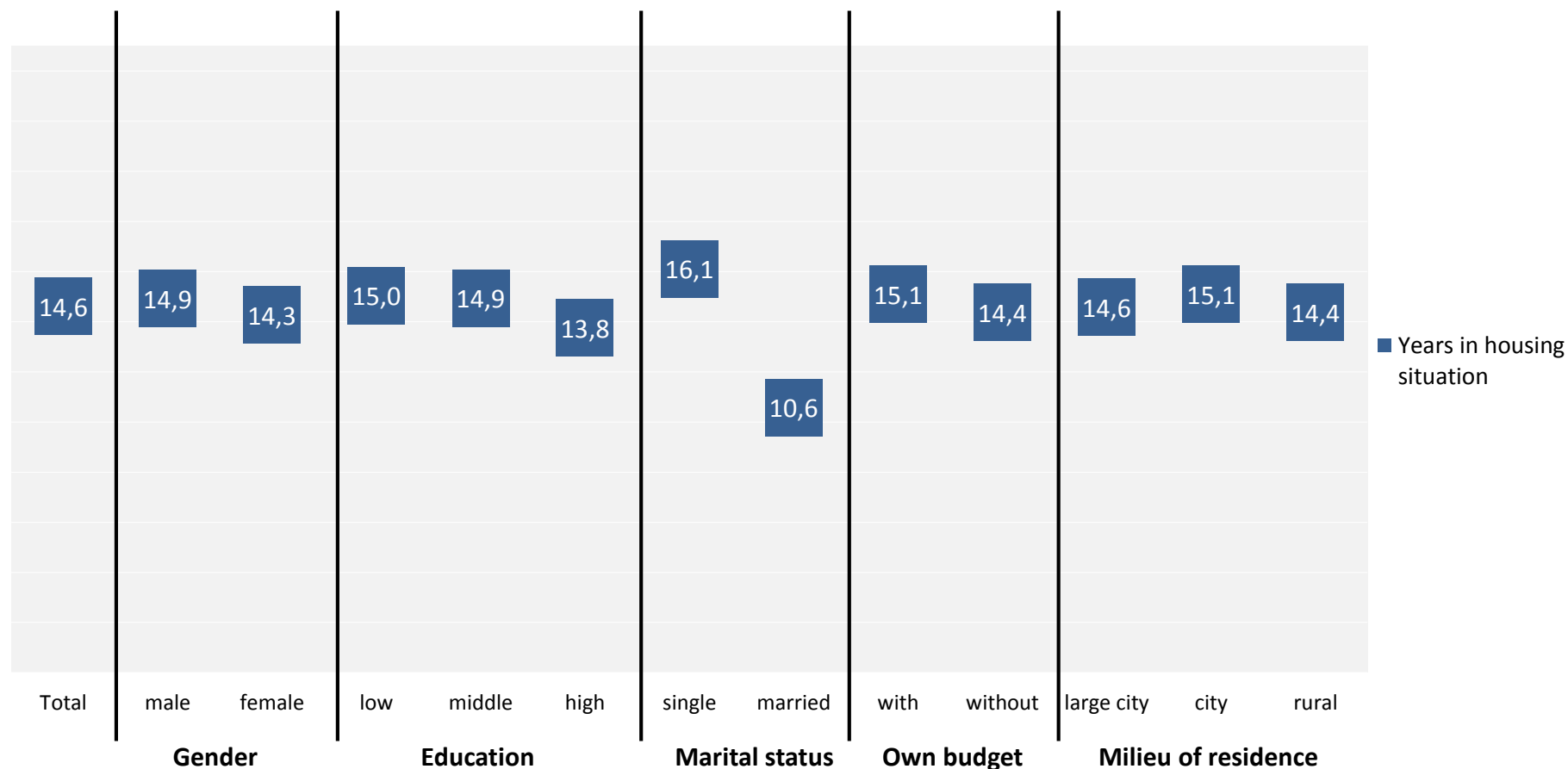
Egypt: Type of housing / building



Q50: What kind of housing / building are you living in today?

Universe: National population, 16 to 30 years/
Values in percent

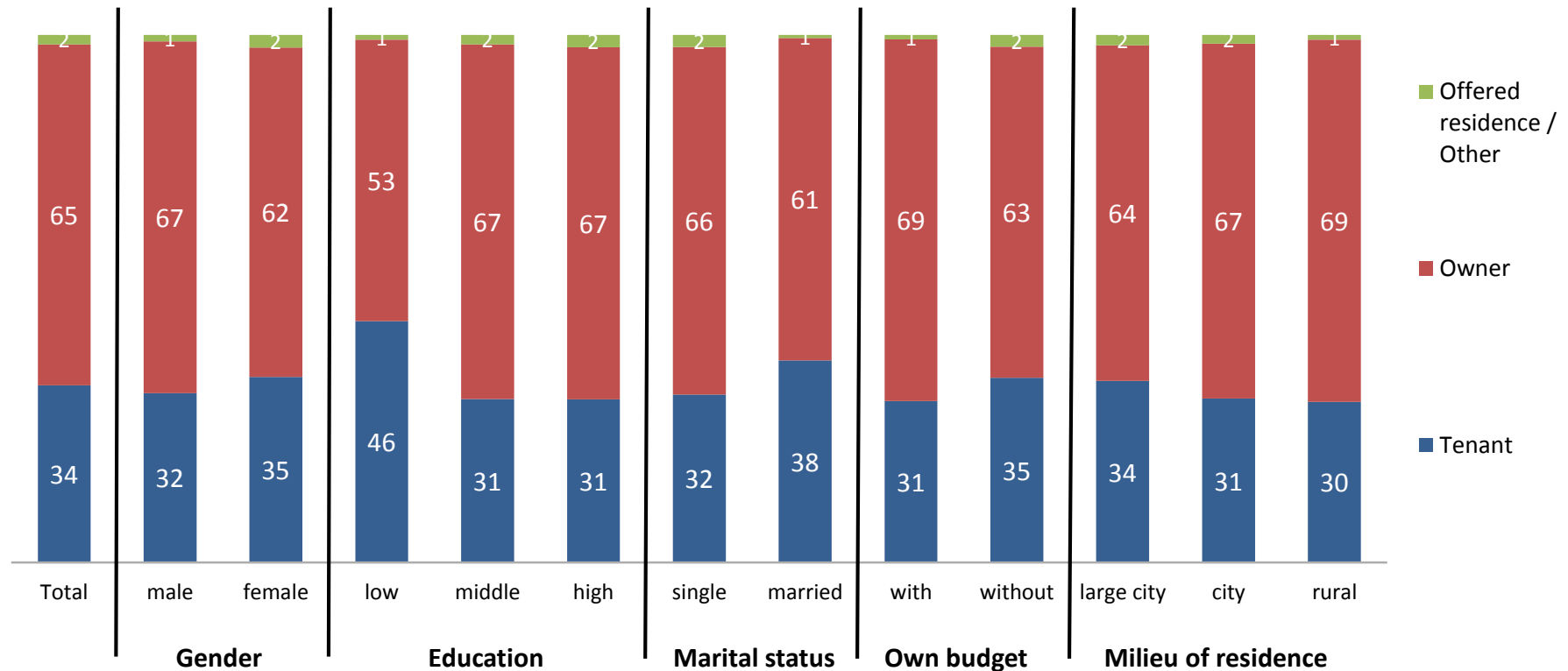
Egypt: Years in housing situation



Q51: How many years have you personally been living in this housing situation?

Universe: National population, 16 to 30 years/
Average values

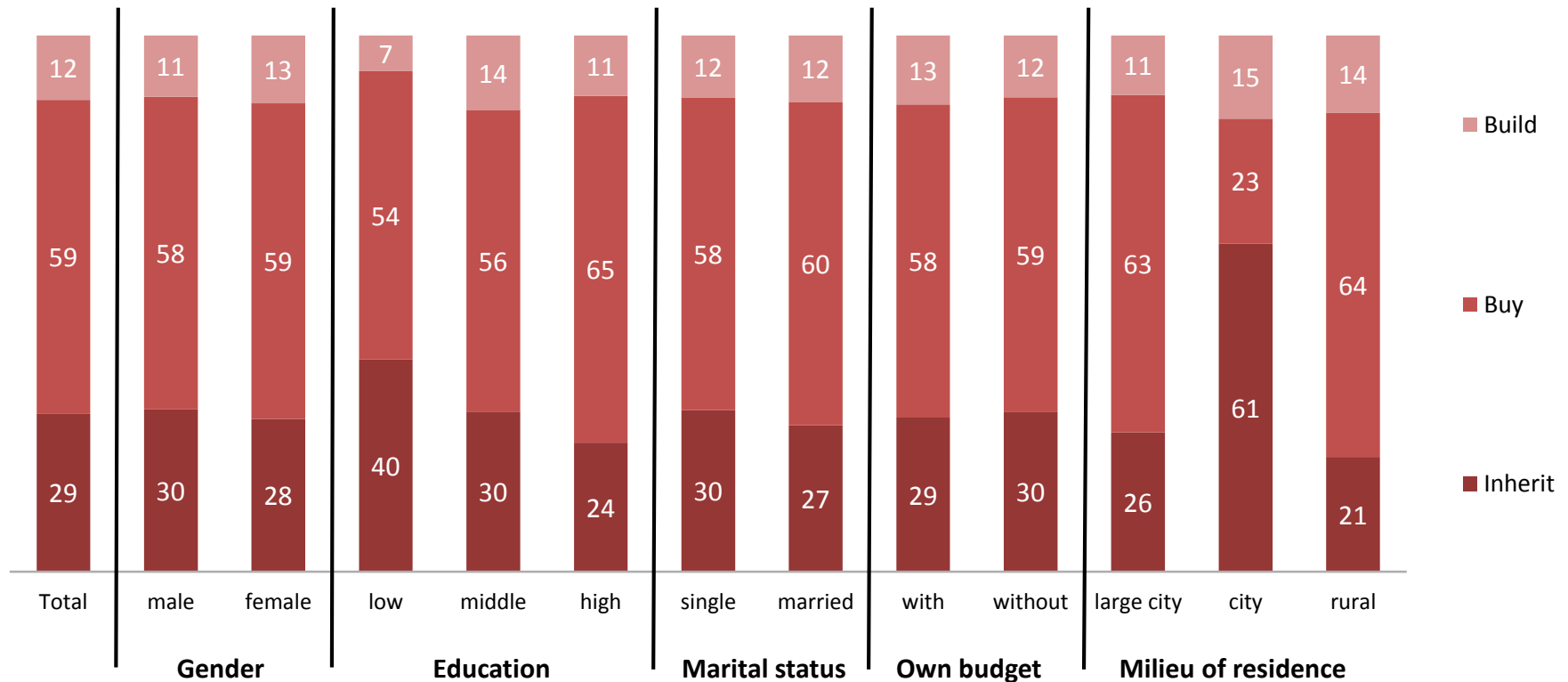
Egypt: Tenant or owner



Q52: Are you / Is your head of household tenant or owner of the place you live in or are you living in accommodation provided free of charge by a company, institution or individual?

Universe: National population, 16 to 30 years/
Values in percent

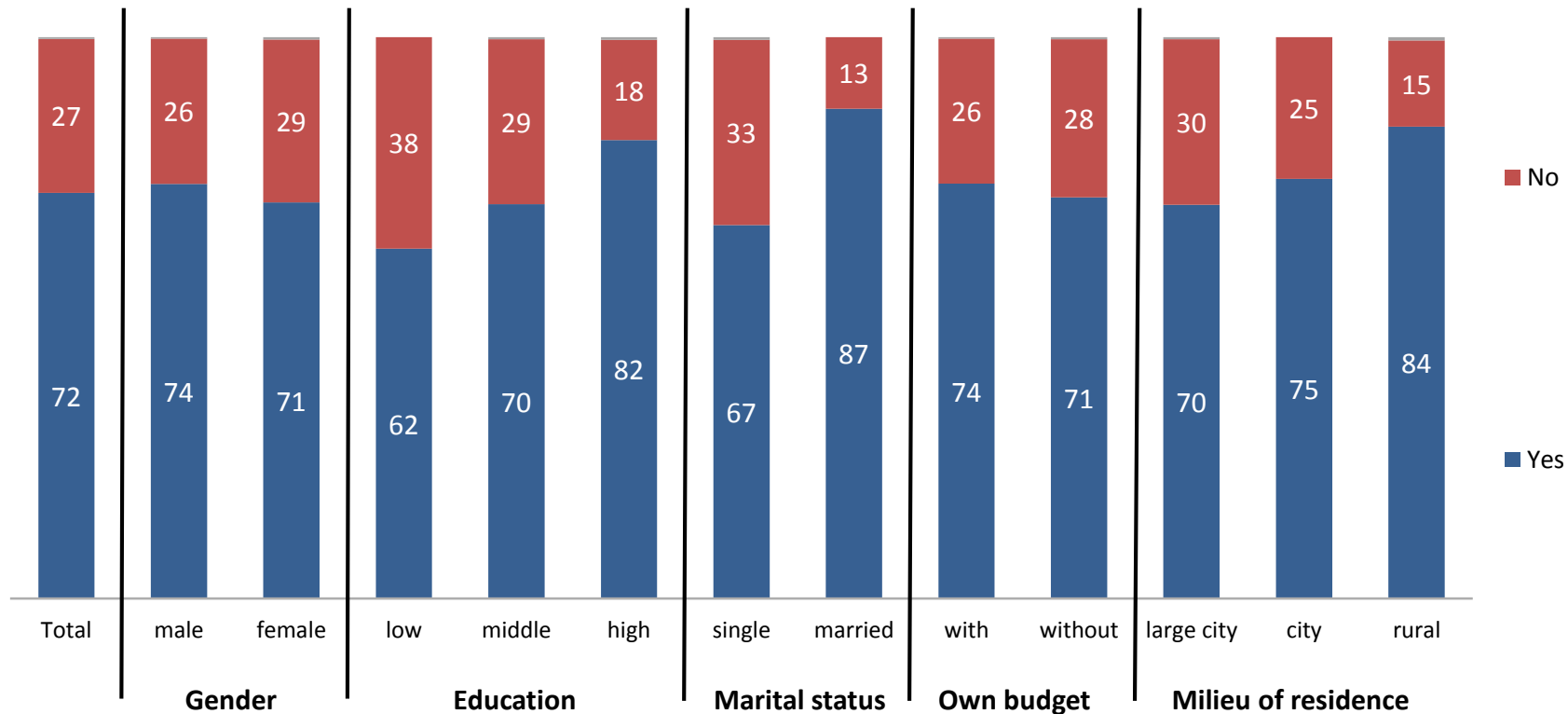
Egypt: Own house



Q53: Did you inherit or buy the house / apartment or build the home?

Universe: National population, 16 to 30 years/
Basis: Owner of the place living in (Q52) /
Values in percent

Egypt: Own room



Q54: Do you have a room for yourself?

Universe: National population, 16 to 30 years/
Values in percent

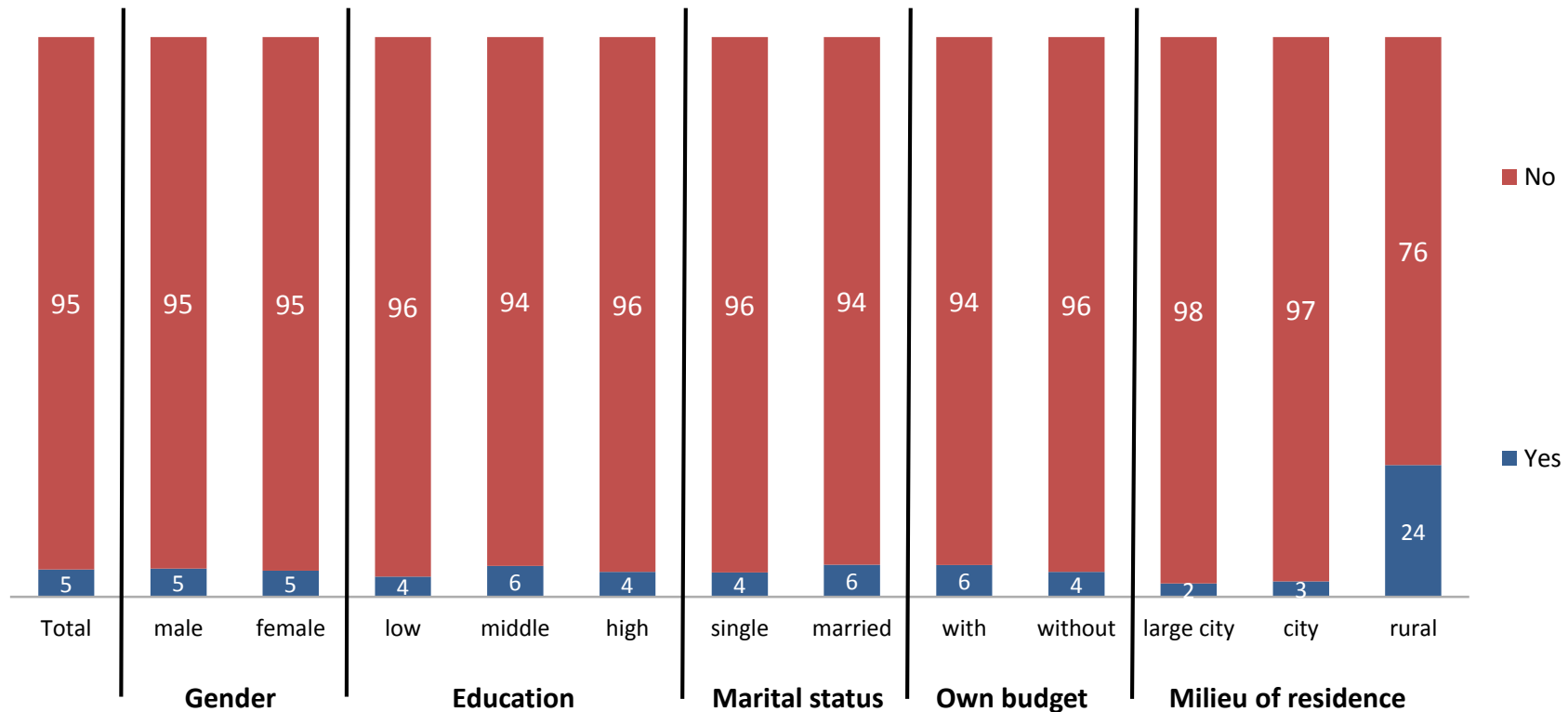
Egypt: Items available in household

	Gender			Education			Marital status		Own budget		Milieu of residence		
	Total	male	female	low	middle	high	single	married	with	without	large city	city	rural
Tap water	99	99	99	99	100	98	99	99	100	99	99	100	99
Electricity	98	98	98	98	98	99	98	99	98	98	98	98	98
WC	95	94	96	95	95	96	95	94	97	94	96	97	87
Separate kitchen	94	93	96	94	95	94	95	93	96	94	95	96	90
Stove	90	89	91	92	90	89	91	89	90	90	92	95	75
Television	97	96	98	97	96	97	96	98	97	96	97	98	94
Satellite antenna	81	79	82	79	80	83	81	81	83	80	83	87	60
Refrigerator	97	97	98	97	97	98	97	98	98	97	97	98	98
Computer / laptop / tablet	73	75	70	50	76	79	74	68	77	70	74	69	63
Internet access	58	58	57	38	58	67	61	49	60	56	61	53	40
Air conditioning	26	25	28	10	23	43	26	27	30	25	28	17	22
Moped, motorcycle	6	7	4	3	4	9	5	8	7	5	5	5	12
Car / pick-up / lorry / etc.	18	17	20	8	17	26	17	21	25	15	21	11	10

Q55: Which of the following items do you have available in your household?
Multiple answers possible

Universe: National population, 16 to 30 years/
Values in percent

Egypt: Livestock owned



Q56: Does your household own livestock?

Universe: National population, 16 to 30 years/
Values in percent

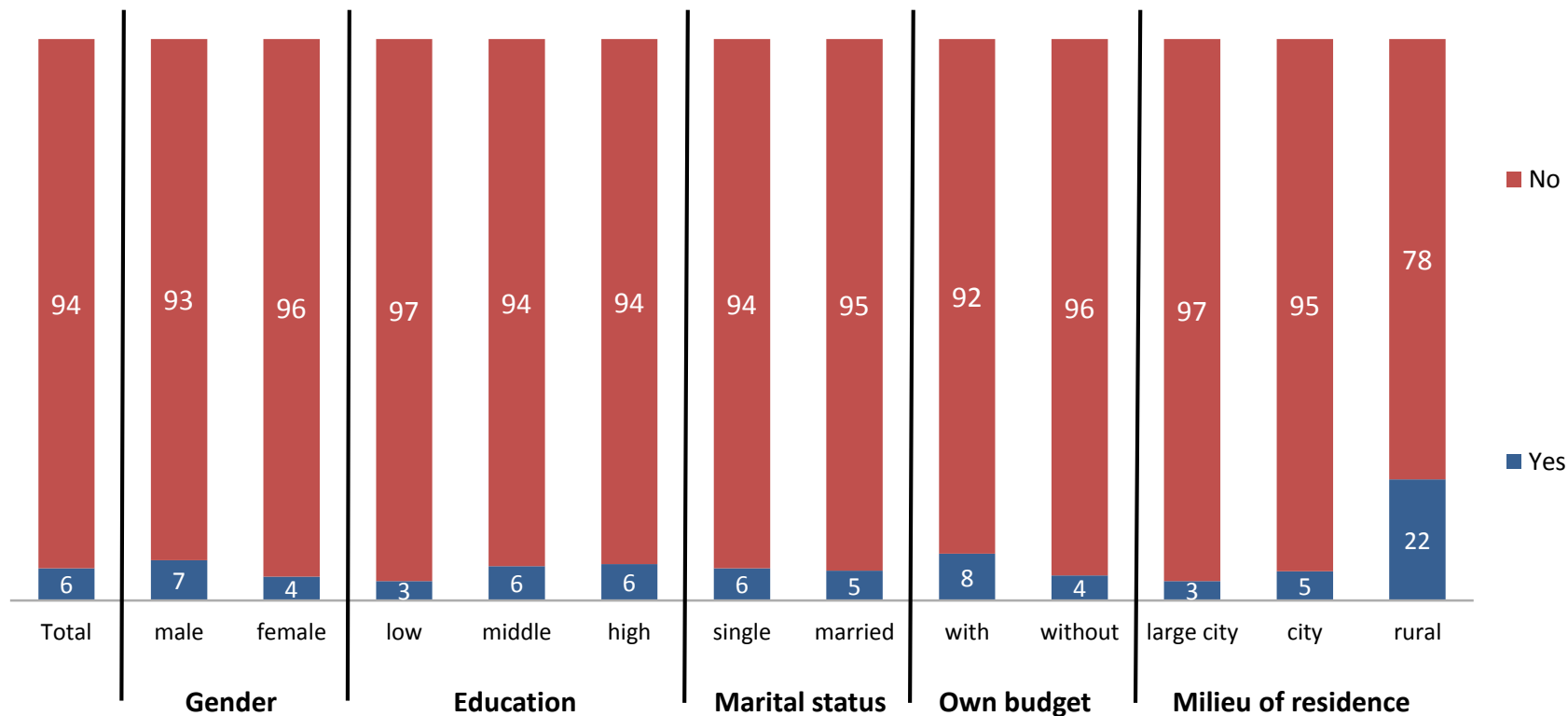
Egypt: Number of animals owned

	Gender			Education			Marital status		Own budget		Milieu of residence		
	Total	male	female	low	middle	high	single	married	with	without	large city	city	rural
Sheep	1,0	1,0	0,9	1,0	1,0	0,8	0,7	1,4	1,6	0,6	0,9	1,2	1,0
Goats	0,5	0,7	0,2	1,0	0,2	0,7	0,4	0,6	0,5	0,4	1,0	1,2	0,0
Chicken	22,1	16,2	28,8	21,8	24,4	17,5	24,4	17,7	28,3	18,3	15,6	21,3	26,6
Cows	0,6	0,8	0,5	0,4	0,5	1,0	0,5	0,9	0,9	0,5	0,6	0,7	0,6
Horses	0,0		0,0		0,0		0,0		0,0		0,0		
Donkeys	0,2	0,2	0,1	0,1	0,2	0,0	0,2	0,1	0,3	0,1	0,2	0,7	0,1
Mules													
Dromedaries, camels													
Water buffalos	0,4	0,3	0,5	0,4	0,4	0,4	0,4	0,4	0,6	0,3			0,7
Rabbits	1,9	1,4	2,4	4,1	1,6	1,6	1,3	3,3	1,9	1,9	2,4	4,0	1,4
Pigeons	6,7	7,0	6,4	2,6	7,4	7,2	7,9	4,9	8,8	5,4	11,2	7,3	3,6
Other	0,2	0,3			0,3			0,5	0,5				0,3

Q57: Can you please tell me how many animals you own?

Universe: National population, 16 to 30 years/
Basis: Respondents owning livestock (Q56)/Number on average

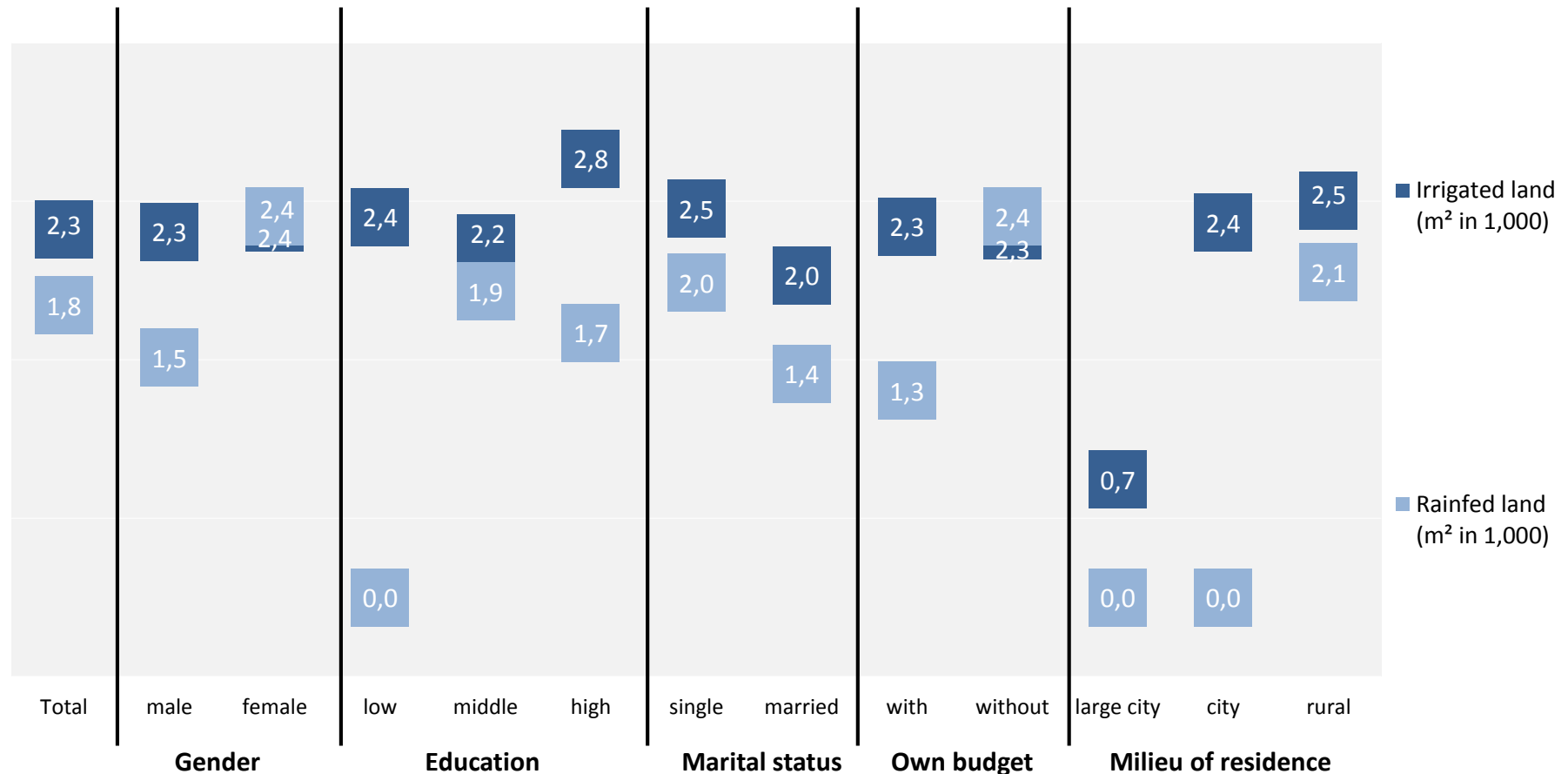
Egypt: Agricultural land owned



Q58: Does your household own agricultural land?

Universe: National population, 16 to 30 years/
Values in percent

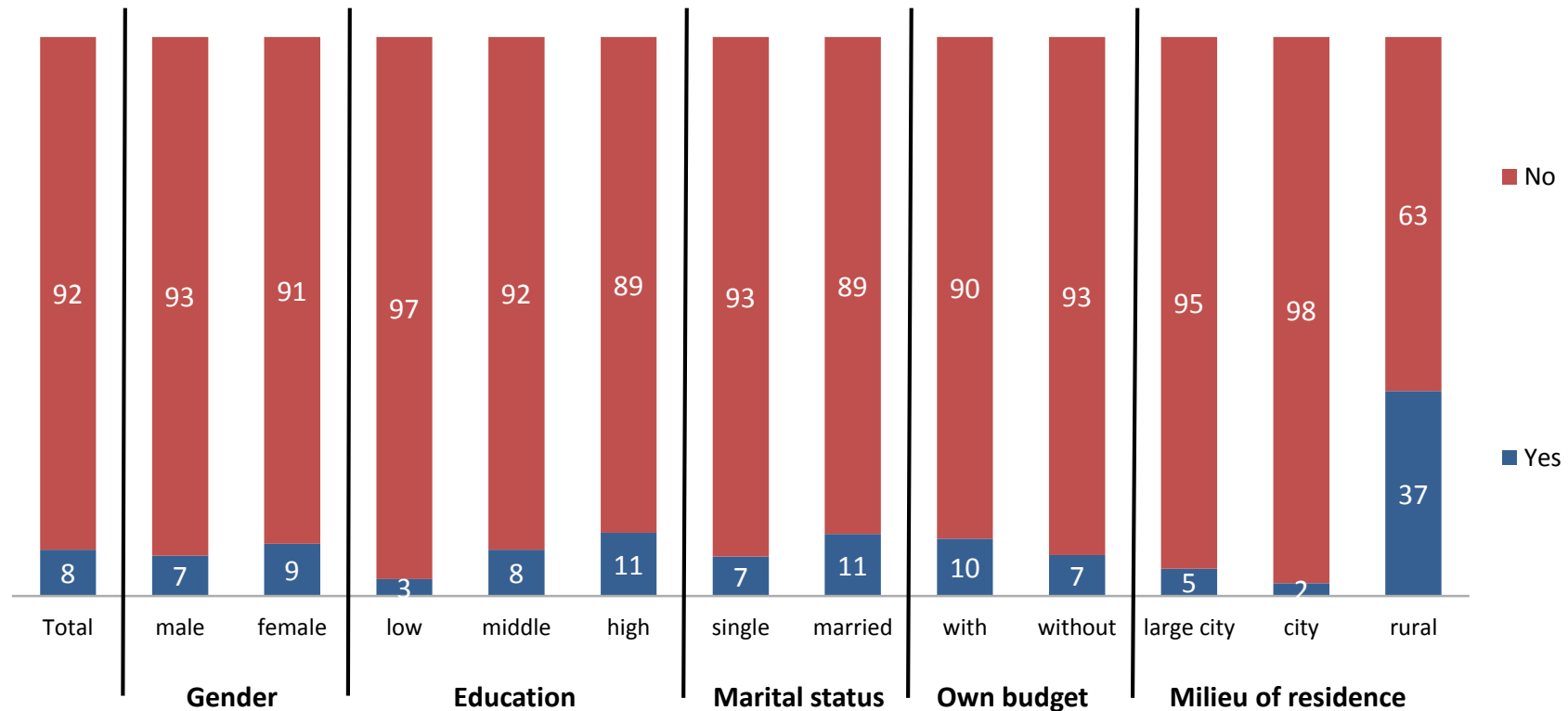
Egypt: Size of agricultural land owned



Q59: Can you please tell me how much agricultural land you own?

Universe: National population, 16 to 30 years/
Basis: Respondents that own agricultural land (Q58)
Values in percent

Egypt: Producing food for own consumption



Q60: Does your household currently produce food for its own consumption?

Universe: National population, 16 to 30 years/
Values in percent

Egypt: Self-produced food for consumption

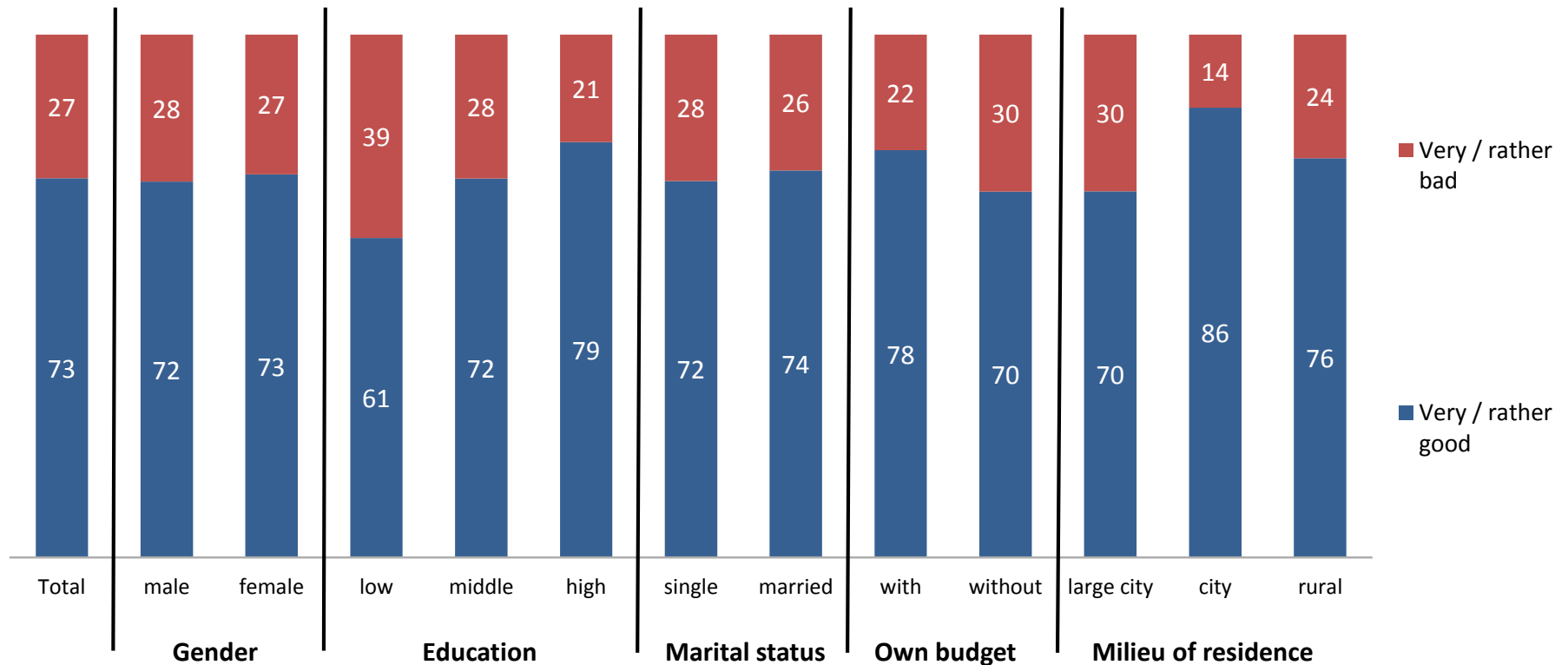


Q61: How large is its share, if you consider the total food expenditure?
Please give a rough estimate.

Universe: National population, 16 to 30 years/
Respondents living in household that produces own food (Q60)/
Values in percent

ECONOMY

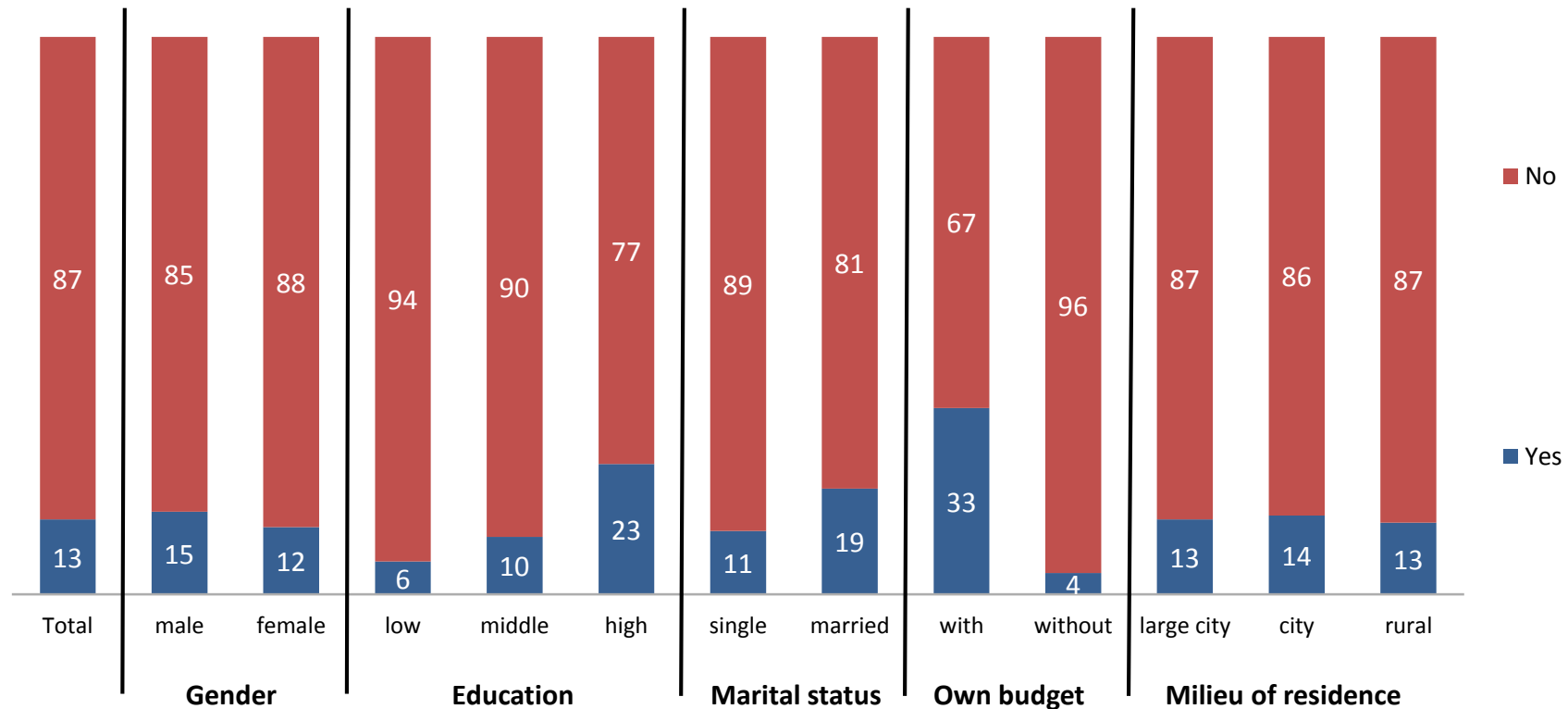
Egypt: Personal economic situation today



Q62: How would you assess your personal economic situation today?

Universe: National population, 16 to 30 years/
Values in percent

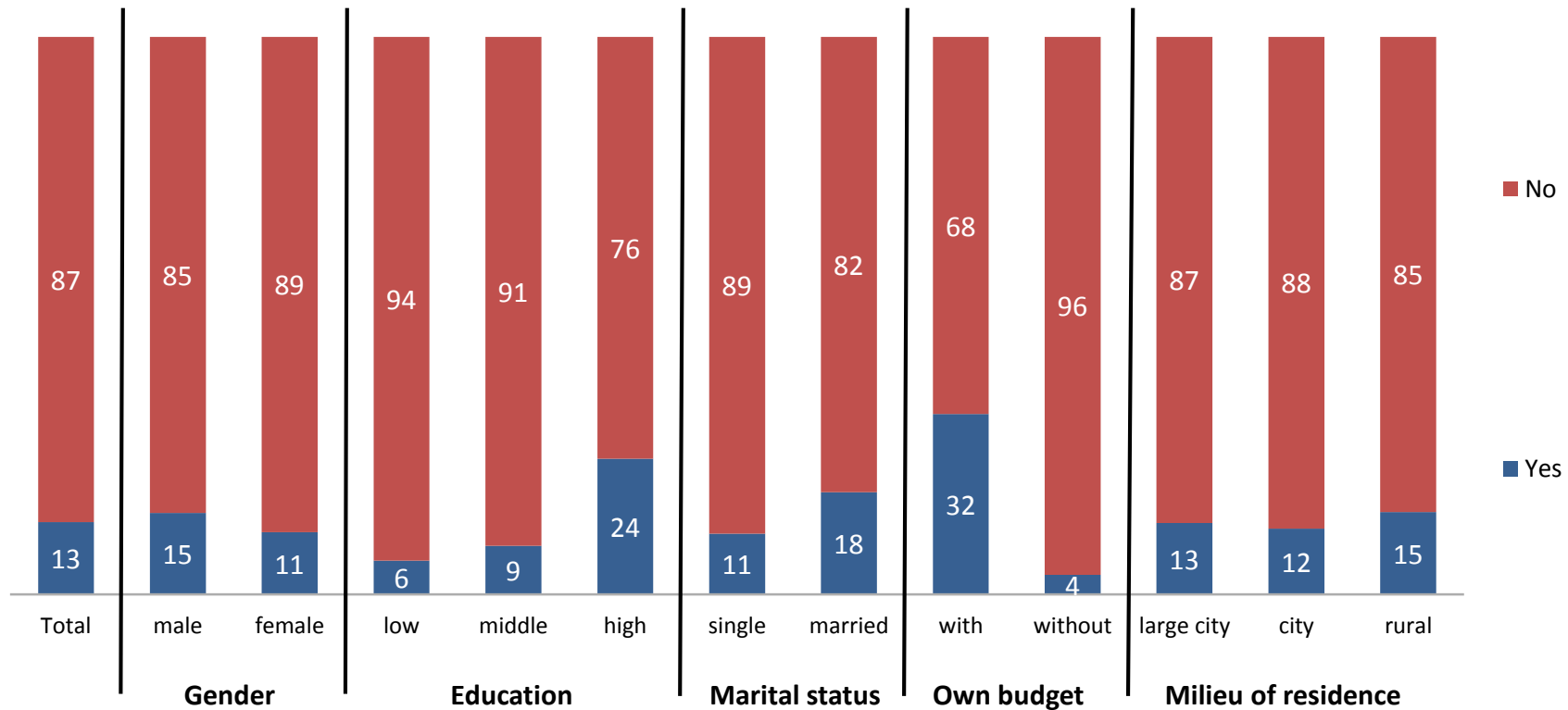
Egypt: Own private bank or postal account



Q63: Do you possess a private bank or postal account?

Universe: National population, 16 to 30 years/
Values in percent

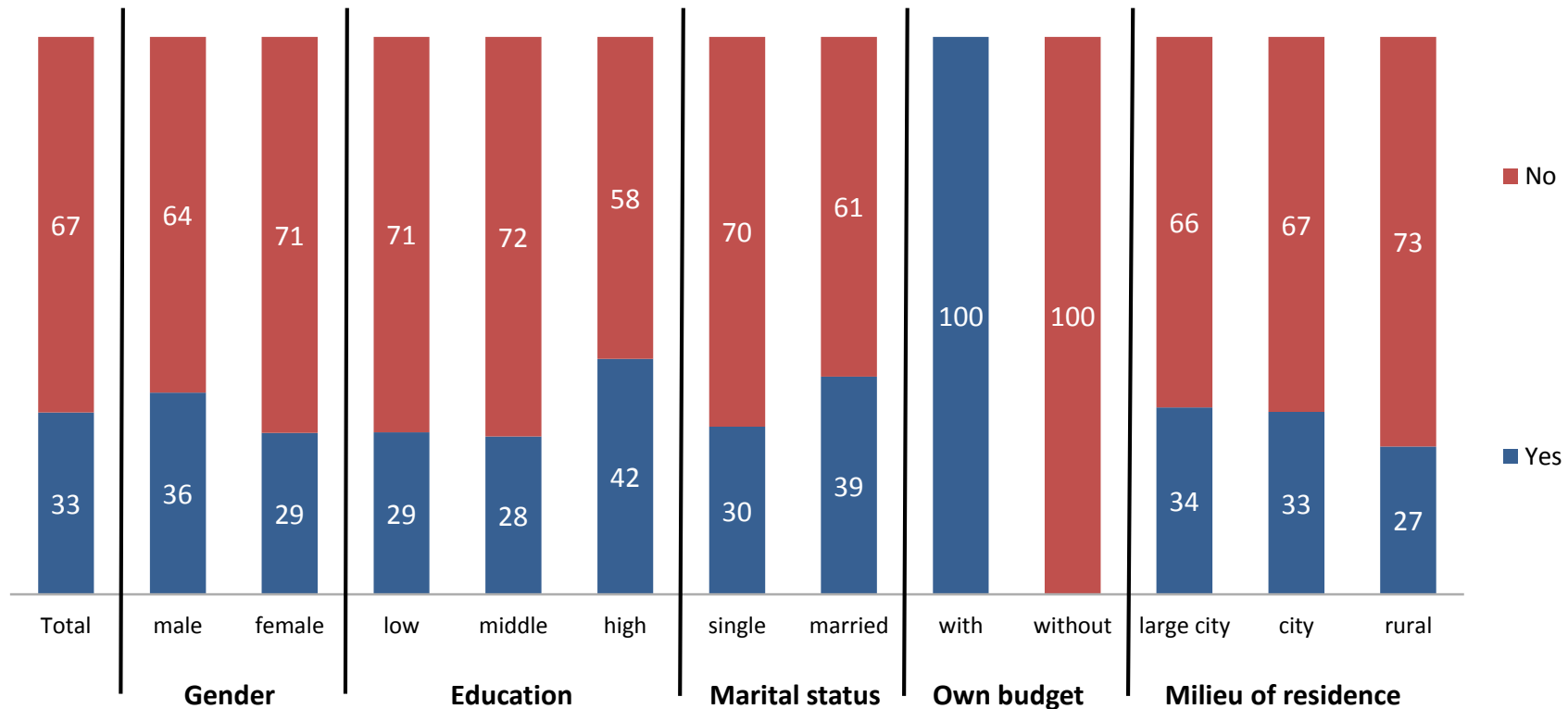
Egypt: Own credit card



Q64: Do you possess a private credit card?

Universe: National population, 16 to 30 years/
Values in percent

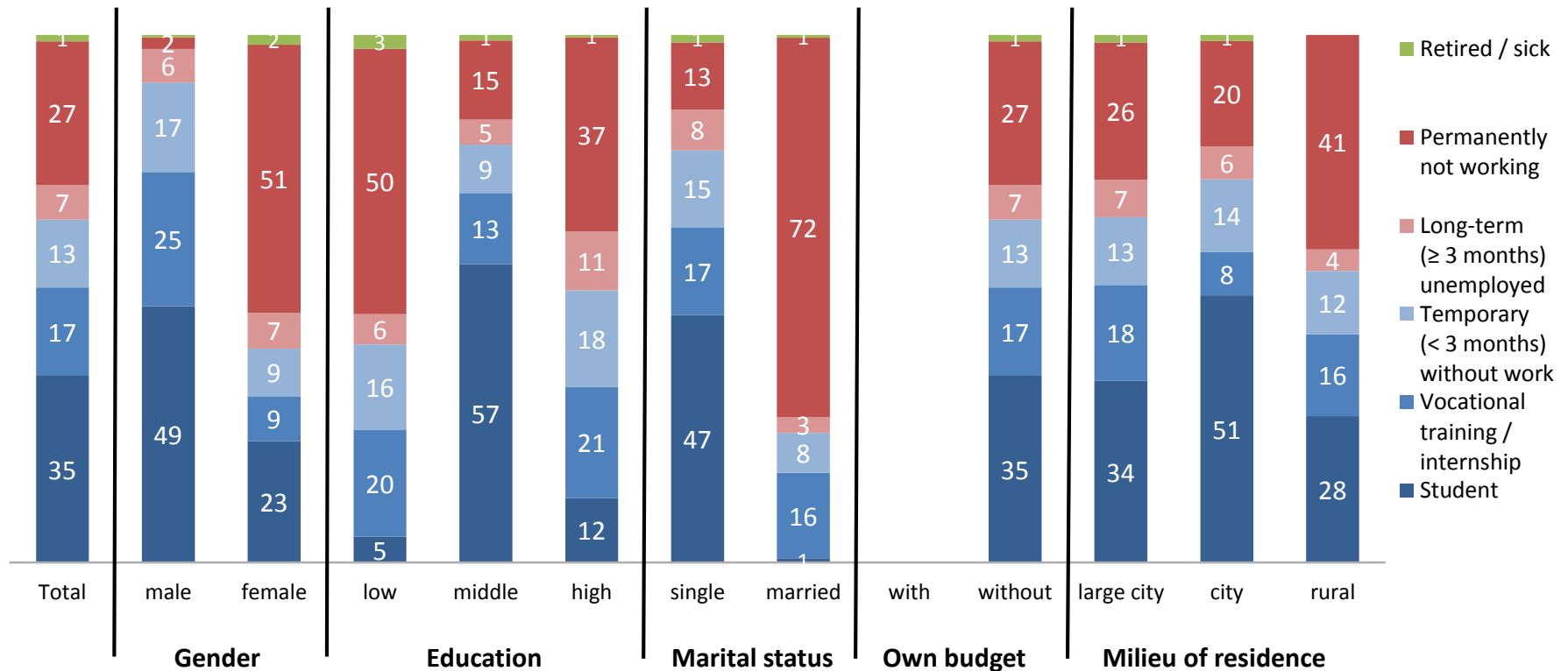
Egypt: Availability of money



Q65: Do you personally have some money available, either from working, from your family or from other sources?

Universe: National population, 16 to 30 years/
Values in percent

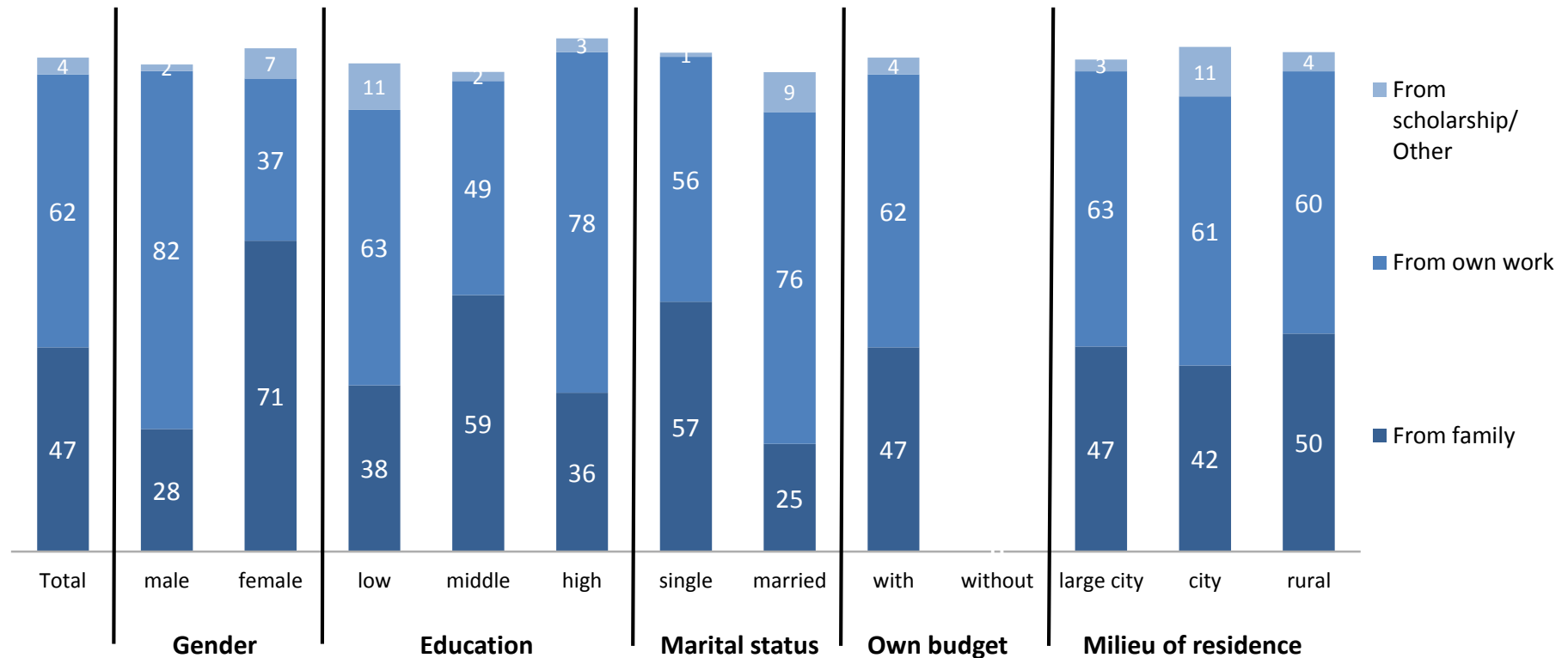
Egypt: No money at disposal – current situation



Q66: If you do not have any money at your disposal, can you please indicate your situation?

Universe: National population, 16 to 30 years/
Basis: Respondents with no money available (Q65)/
Values in percent

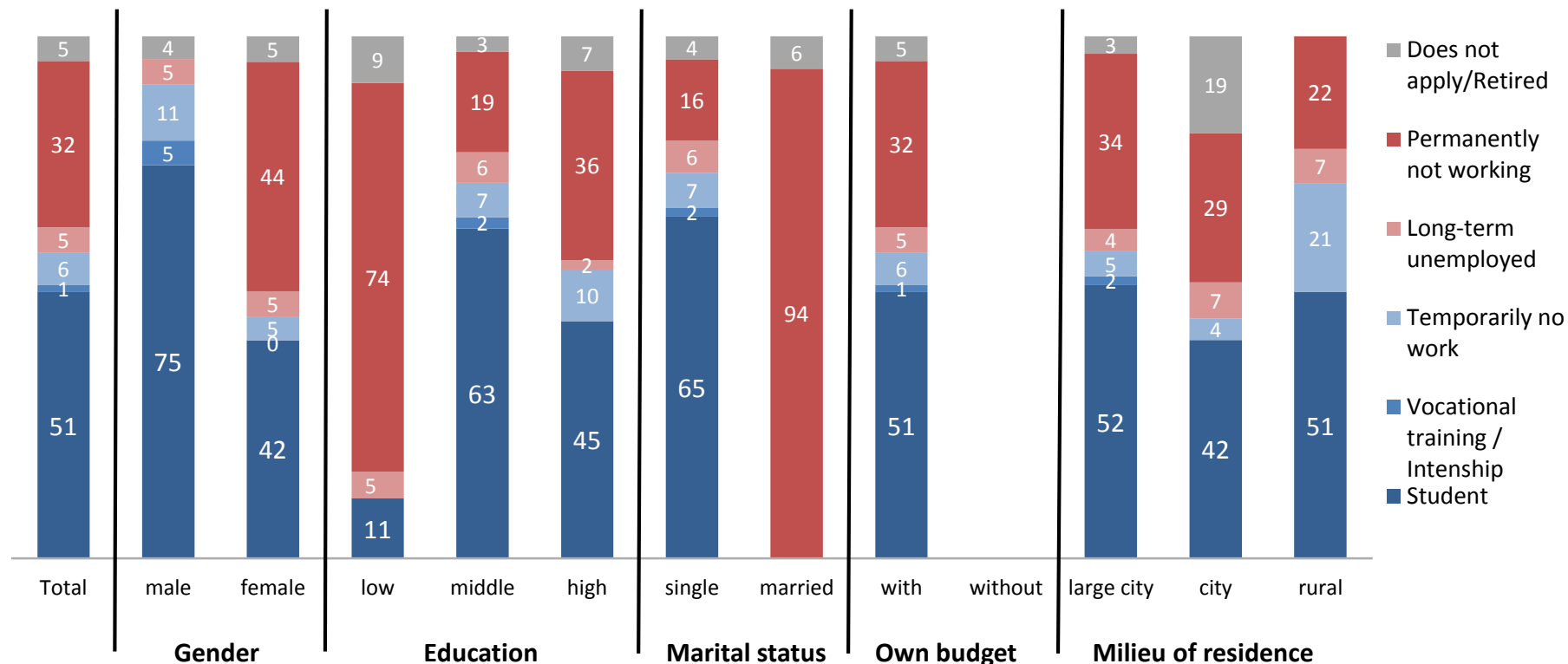
Egypt: Sources of budget



Q67: What are the different sources of your budget?
Multiple answers possible

Universe: National population, 16 to 30 years/
Basis: Respondents with money available (Q65)/
Values in percent

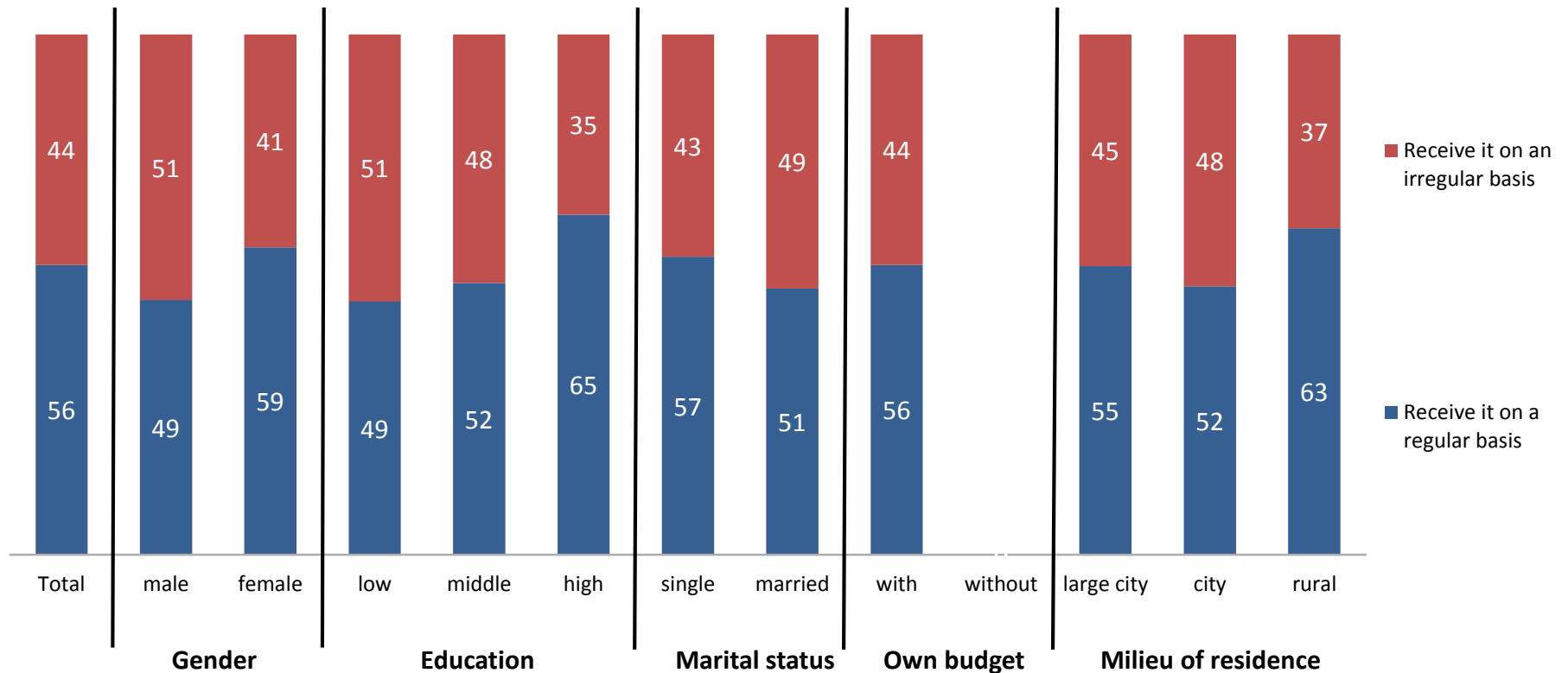
Egypt: Reason for receiving transfers/ budget support



Q68: If the only source for your budget is your family or transfers from other persons / institutions, could you please describe your situation?

Universe: National population, 16 to 30 years/
Basis: Respondents with sources of budget not from own work (Q67)/
Values in percent

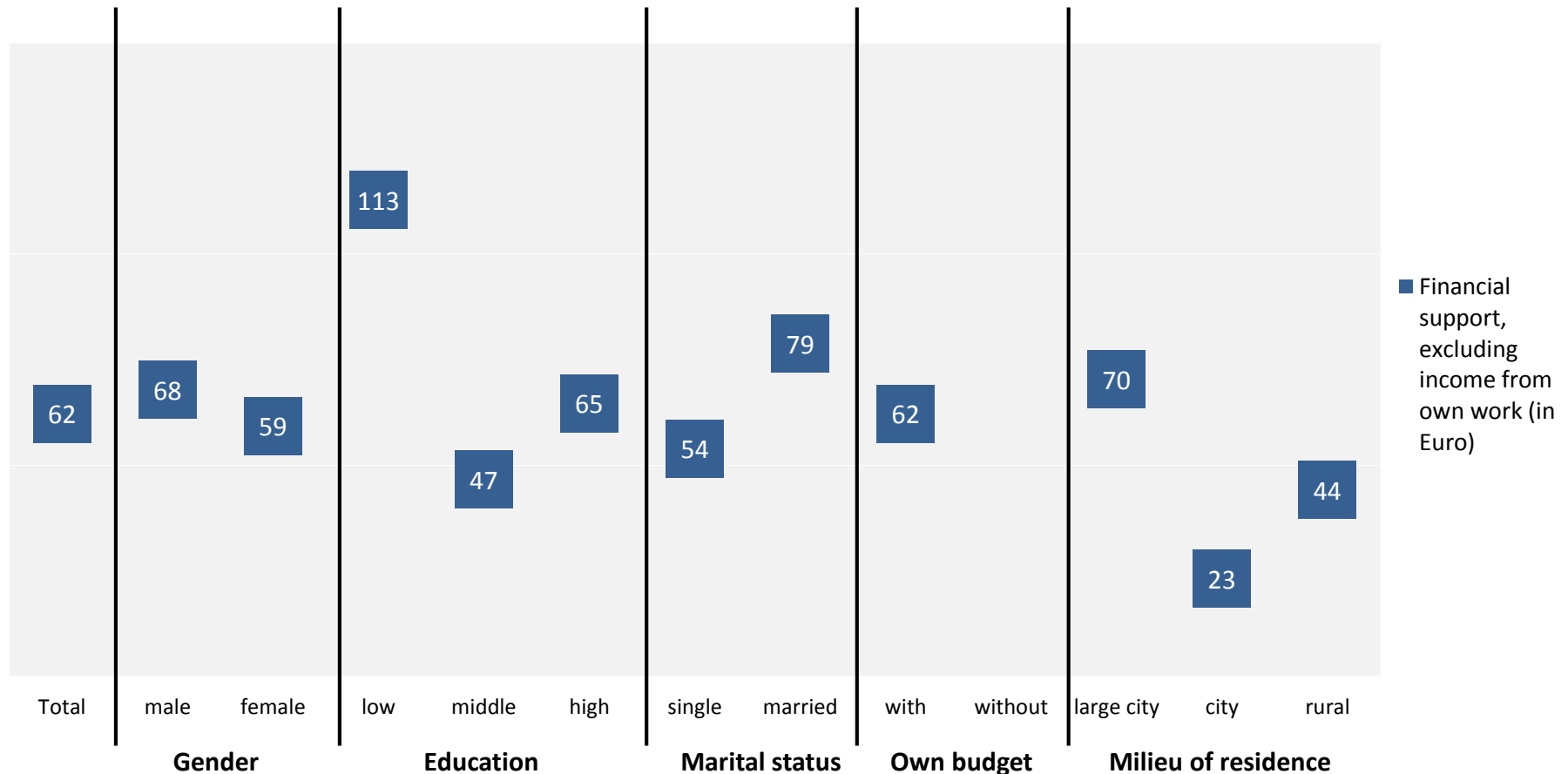
Egypt: Regular or irregular financial support



Q69: You said you receive money from the family or from other sources (excluding income from your own work). Do you ...?

Universe: National population, 16 to 30 years/
Basis: Respondents with sources of budget (Q67)/
Values in percent

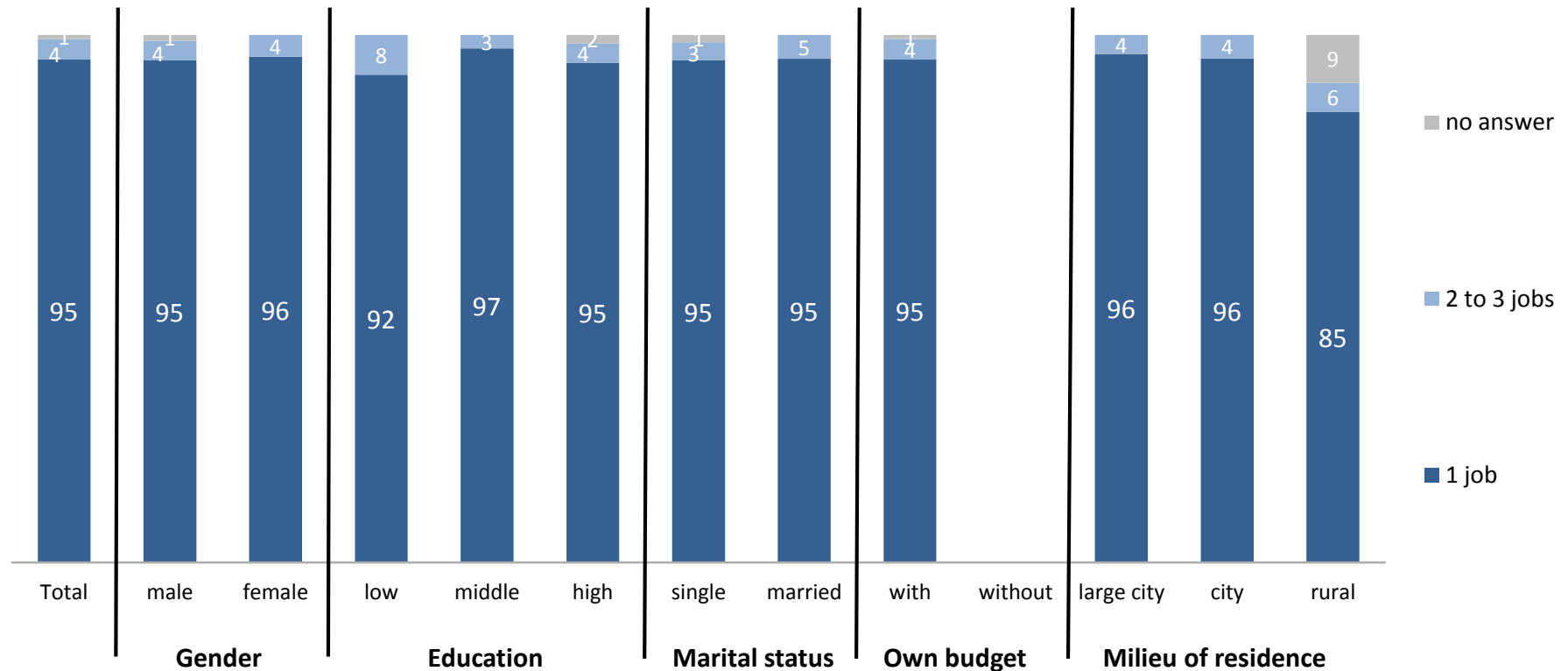
Egypt: Amount of transfers / financial support



Q70: If you have to guess, how much money do you receive on average per month from your family or other sources (excluding income from your own work)?

Universe: National population, 16 to 30 years/
Basis: Respondents with sources of budget (Q67)/
Average values/ Attention: in part small number of cases

Egypt: Current number of jobs



Q71: If you work for money: how many jobs do you have today?

Universe: National population, 16 to 30 years/
Basis: Respondents with income from own work (Q67)/
Values in percent

Egypt: Different tasks and jobs

	Gender			Education			Marital status		Own budget		Milieu of residence		
	Total	male	female	low	middle	high	single	married	with	without	large city	city	rural
State employee	13	11	16		5	23	8	19	13		10	20	26
Employee (with insurance)	16	18	10	10	11	22	9	26	16		16	24	6
Worker (no insurance, but continuous employment)	13	14	11	14	17	11	19	6	13		14	9	11
Remunerated labourer as part of a family business	5	5	4	9	6	3	6	4	5		6		5
Self-employed with higher education (medical doctor, lawyer etc.)	13	13	13		2	25	11	16	13		14	14	6
Self-employed without higher education (trade, commerce, industry, etc.)	23	26	14	24	39	10	26	17	23		26		20
Self-employed in agriculture	1	1	1		1	1		2	1		0		5
Self-employed in service sector (continuous work, unstable income)	12	10	17	12	16	8	14	8	12		7	34	28
Day labourer (unstable employment, unstable income)	5	5	7	25	3		6	4	5		6		
Retired													
Other	3	1	10	9	3	1	3	3	3		4	3	

Universe: National population, 16 to 30 years/

Q72: What kind of different tasks/jobs are you doing?

Basis: Respondents with income from own work (Q67)/ Values in percent

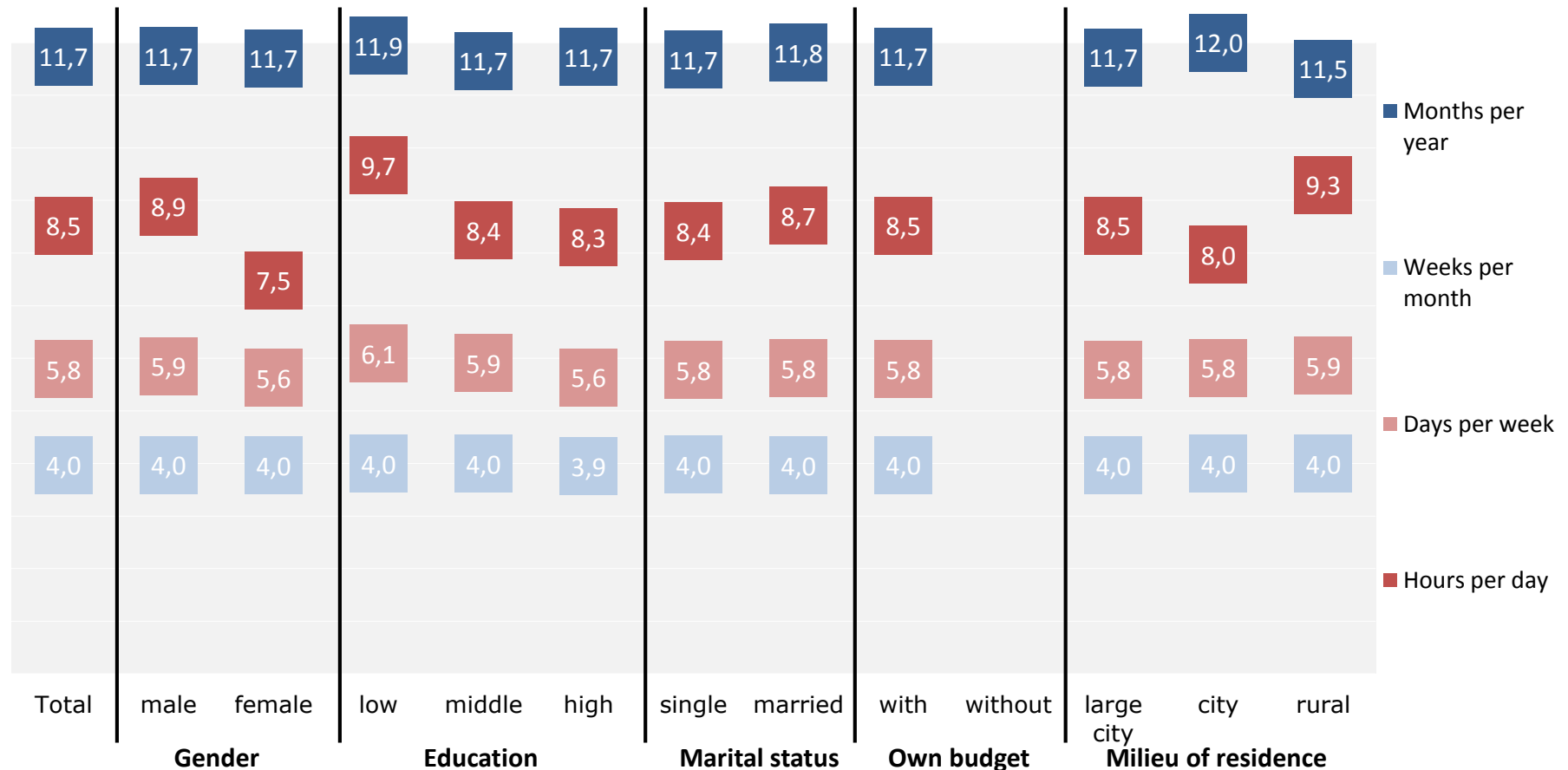
Egypt: Jobs most important for income

	Gender			Education			Marital status		Own budget		Milieu of residence		
	Total	male	female	low	middle	high	single	married	with	without	large city	city	rural
State employee	13	11	16		5	23	8	19	13		10	20	26
Employee (with insurance)	16	17	10	7	11	22	9	25	16		15	24	6
Worker (no insurance, but continuous employment)	12	13	10	14	14	10	17	4	12		13	5	11
Remunerated labourer as part of a family business	5	5	4	9	6	3	6	4	5		6		5
Self-employed with higher education (medical doctor, lawyer etc.)	13	13	13		2	25	11	16	13		14	14	6
Self-employed without higher education (trade, commerce, industry, etc.)	22	26	12	24	39	10	26	16	22		26		20
Self-employed in agriculture	1	1	1		1	1		2	1		0		5
Self-employed in service sector (continuous work, unstable income)	10	8	17	12	15	6	12	6	10		6	34	22
Day labourer (unstable employment, unstable income)	5	5	7	25	3		6	4	5		6		
Retired													
Other	3	1	10	9	3	1	3	3	3		4	3	

Q73: Please rank these jobs concerning your income from most important (1) to least important (3)?

Universe: National population, 16 to 30 years/
Basis: Respondents with income from own work (Q67)/ Q73 rank "1"/ Values in percent

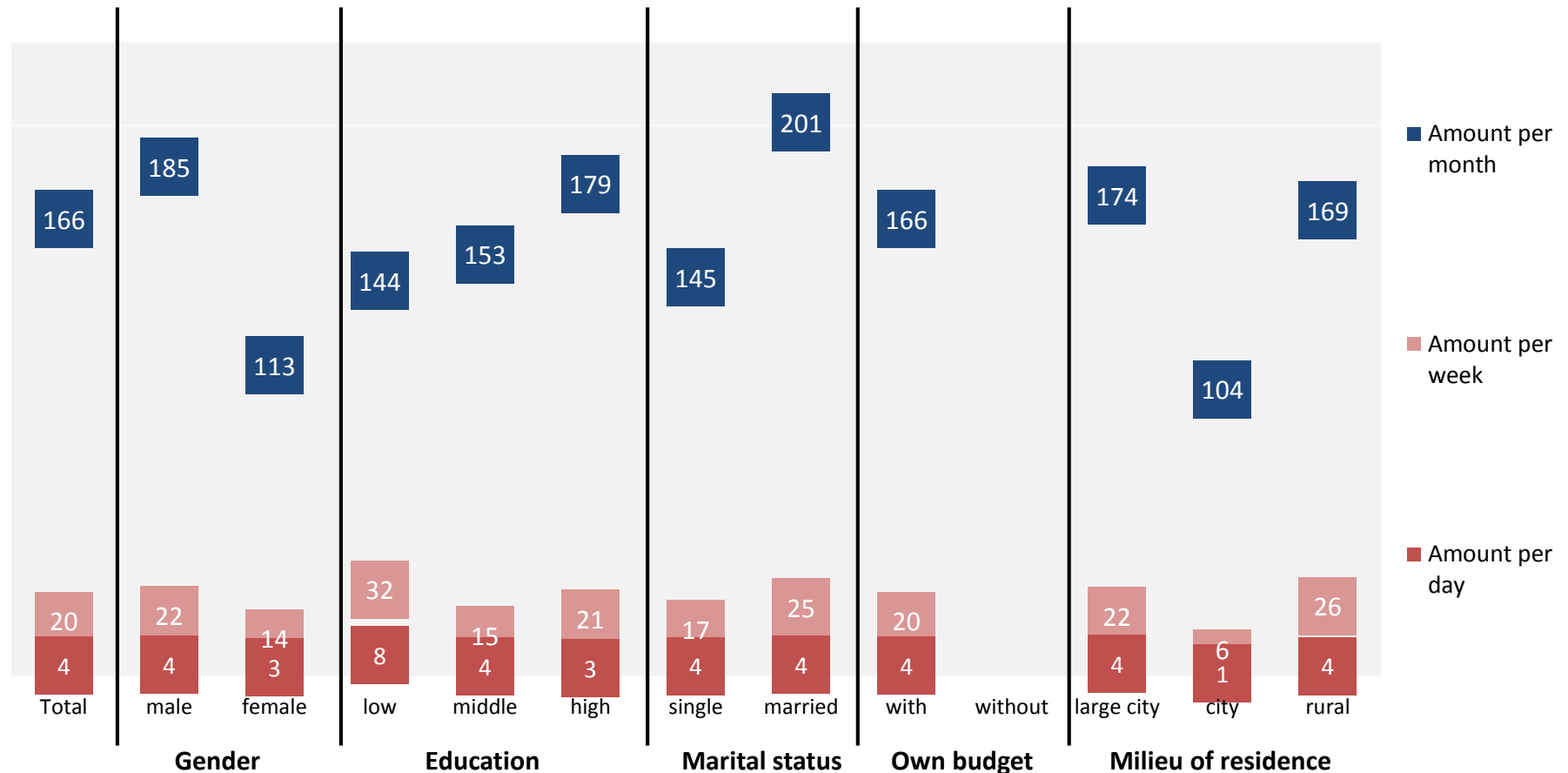
Egypt: Frequency of work – most important job



Universe: National population, 16 to 30 years/
Basis: Respondents with income from own work (Q67)/
Values in percent

Q74: Frequency of work: Please tell me how many ... you are working.

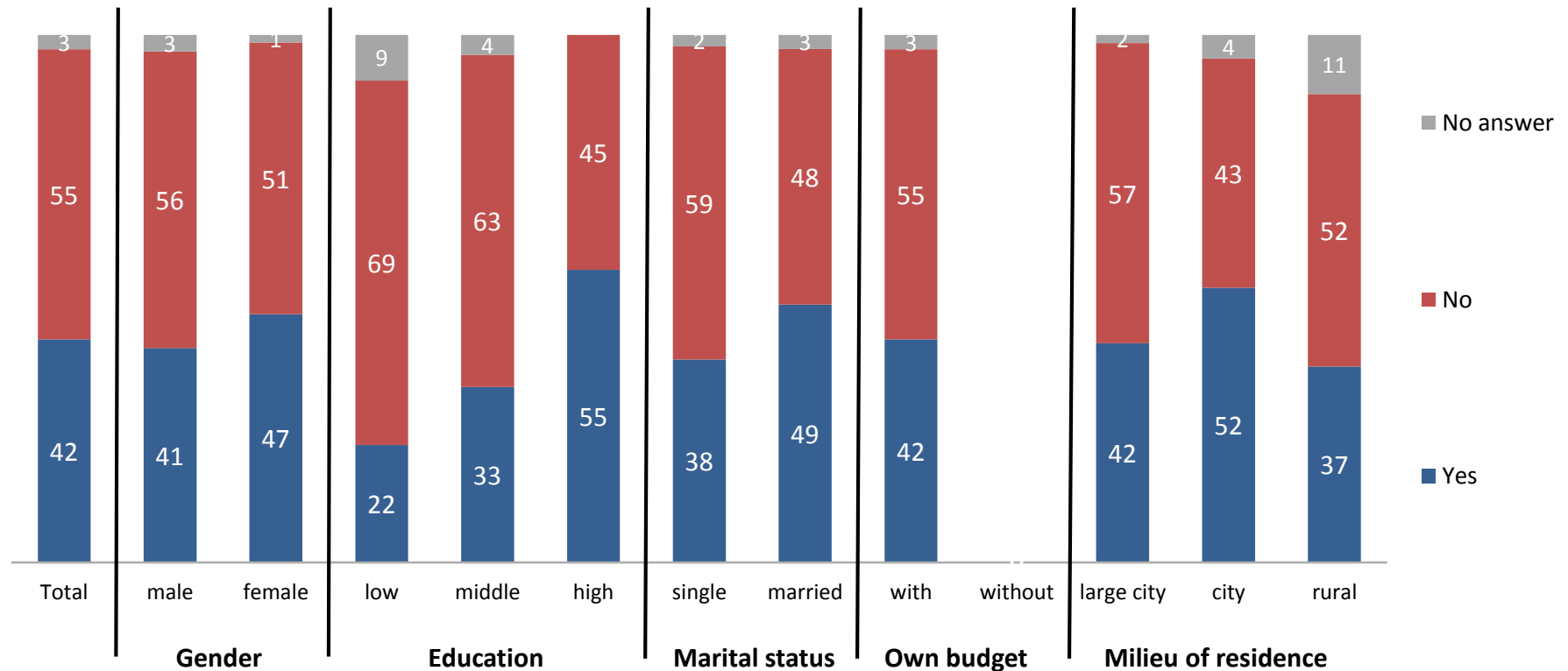
Egypt: Income - most important job (in Euro)



Q75: And how much are you paid per job? (Only one answer per job)

Universe: National population, 16 to 30 years/
Basis: Respondents with income from own work (Q67)/
Average Values/ Attention: in part small number of cases

Egypt: Sickness payment - most important job



Q76: Do you receive continuous payment in case of sickness? (Answer for each job)

Universe: National population, 16 to 30 years/
Basis: Respondents with income from own work (Q67)/
Values in percent

Egypt: Information about most important job

	Gender			Education			Marital status		Own budget		Milieu of residence		
	Total	male	female	low	middle	high	single	married	with	without	large city	city	rural
Friends informed me about this job	35	31	47	41	41	29	42	26	35		35	42	28
Via Internet	6	7	4		5	9	6	6	6		8		
Somebody from my family informed me	28	33	14	25	31	27	25	33	28		25	29	53
I read an advertisement	6	7	4	2	11	5	9	1	6		8	3	
Via a private employment agency	3	3	3		3	4	2	4	3		3	5	
A public institution (e.g. employment office) informed me	1	2				3	1	3	1		2		
Other	20	17	27	32	10	23	15	26	20		20	20	19

Q77: How did you find out about your most important job?

Universe: National population, 16 to 30 years/

Basis: Respondents with income from own work (Q67)/ Values in percent

Egypt: Reasons for choosing the job

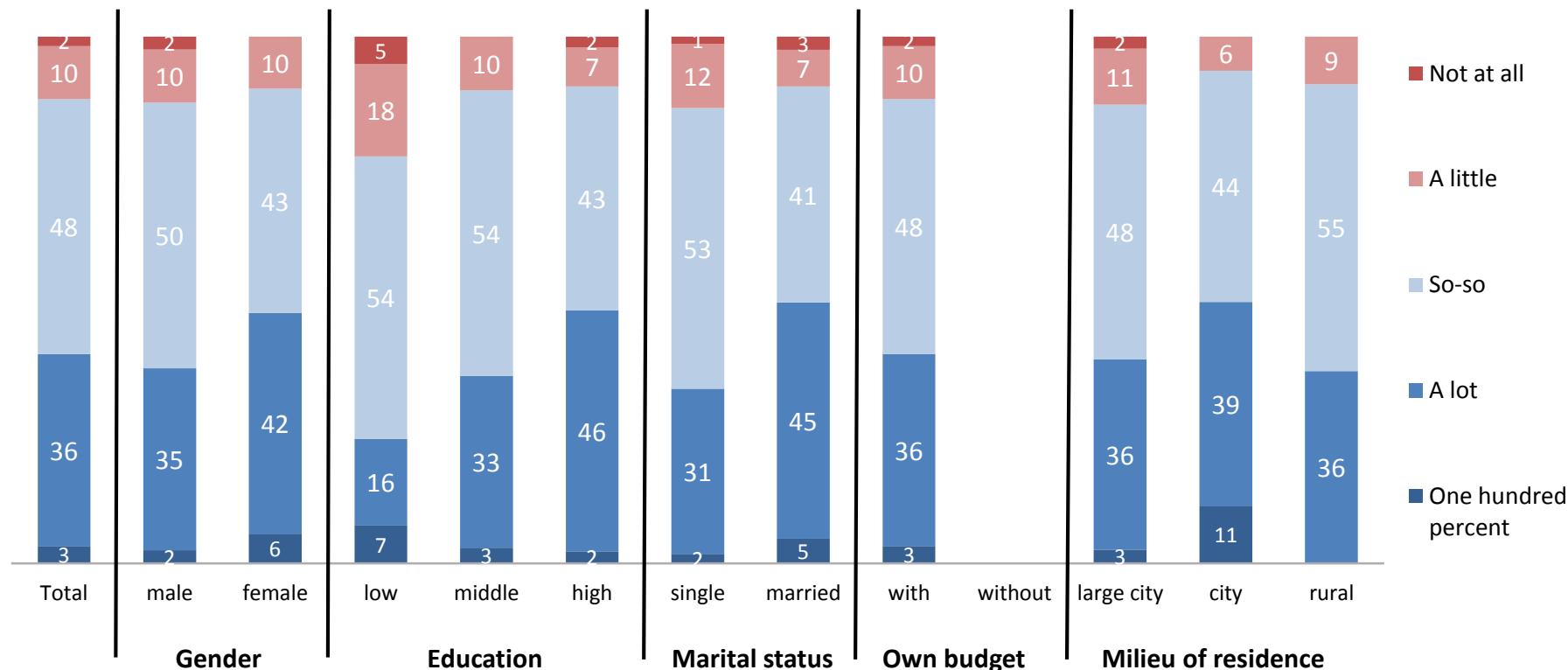
	Gender			Education			Marital status		Own budget		Milieu of residence		
	Total	male	female	low	middle	high	single	married	with	without	large city	city	rural
I had no other option	36	37	31	36	40	33	34	38	36		36	37	32
It is the only work I know how to do	31	33	24	33	34	28	30	33	31		32	25	32
It is a secure job	64	64	62	51	62	69	57	74	64		65	74	39
It is a business that belongs to my family	19	18	20	20	26	12	18	20	19		19	22	10
My boss is from the same area	5	6	4		8	5	6	4	5		6		6
It's nicely paid	27	28	24	26	24	30	19	38	27		26	40	23
It's work that is socially well accepted	47	44	56	41	44	51	42	54	47		46	54	43
I can engage with friends and colleagues	38	34	50	24	34	46	35	41	38		38	44	32
I can learn a lot	40	34	55	17	36	50	34	48	40		36	57	53
I have the option to upgrade my position	36	33	44	15	27	50	36	35	36		34	50	37

Universe: National population, 16 to 30 years/

Q78: Concerning this work, what are the reasons you are engaging in it?

Basis: Respondents with income from own work (Q67)/ Values in percent "true"

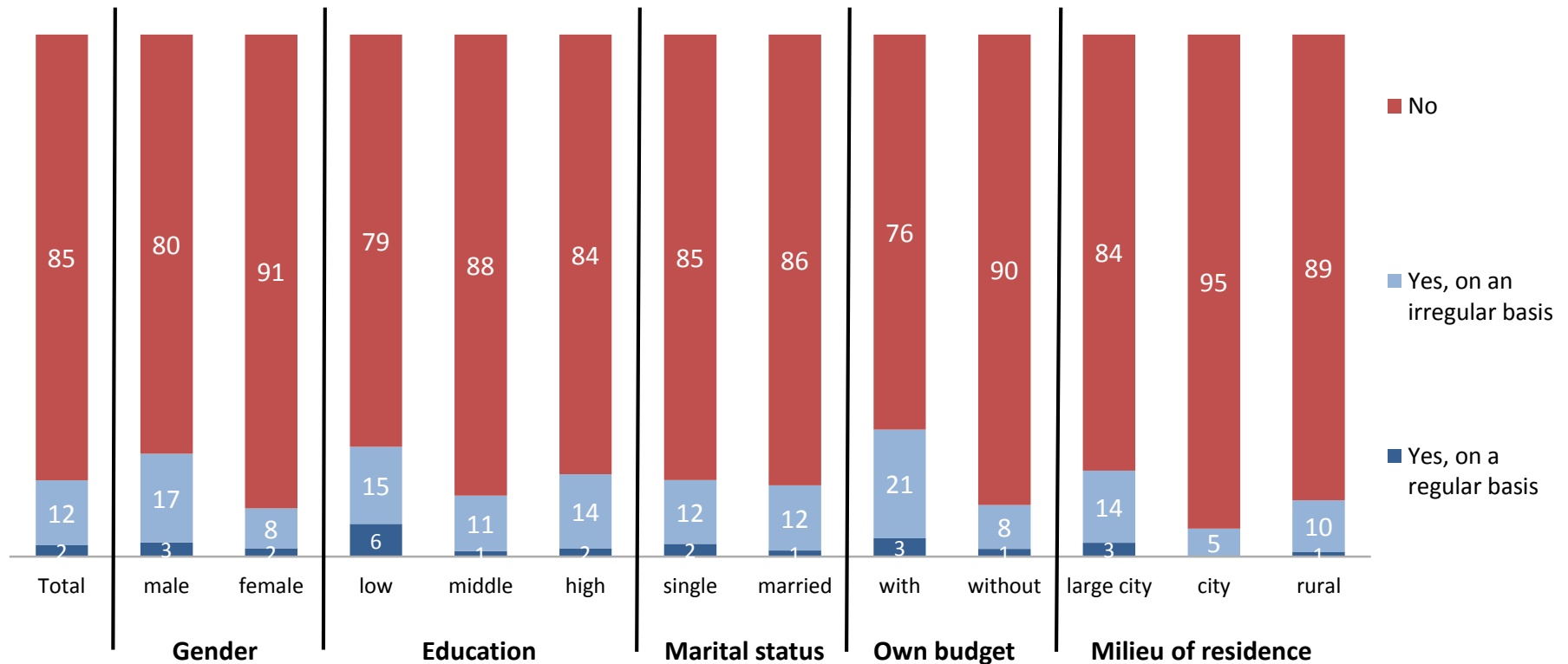
Egypt: Satisfaction with job



Q79: Do you like this work?

Universe: National population, 16 to 30 years/
Basis: Respondents with income from own work (Q67)/
Values in percent/ Attention: in part small number of cases

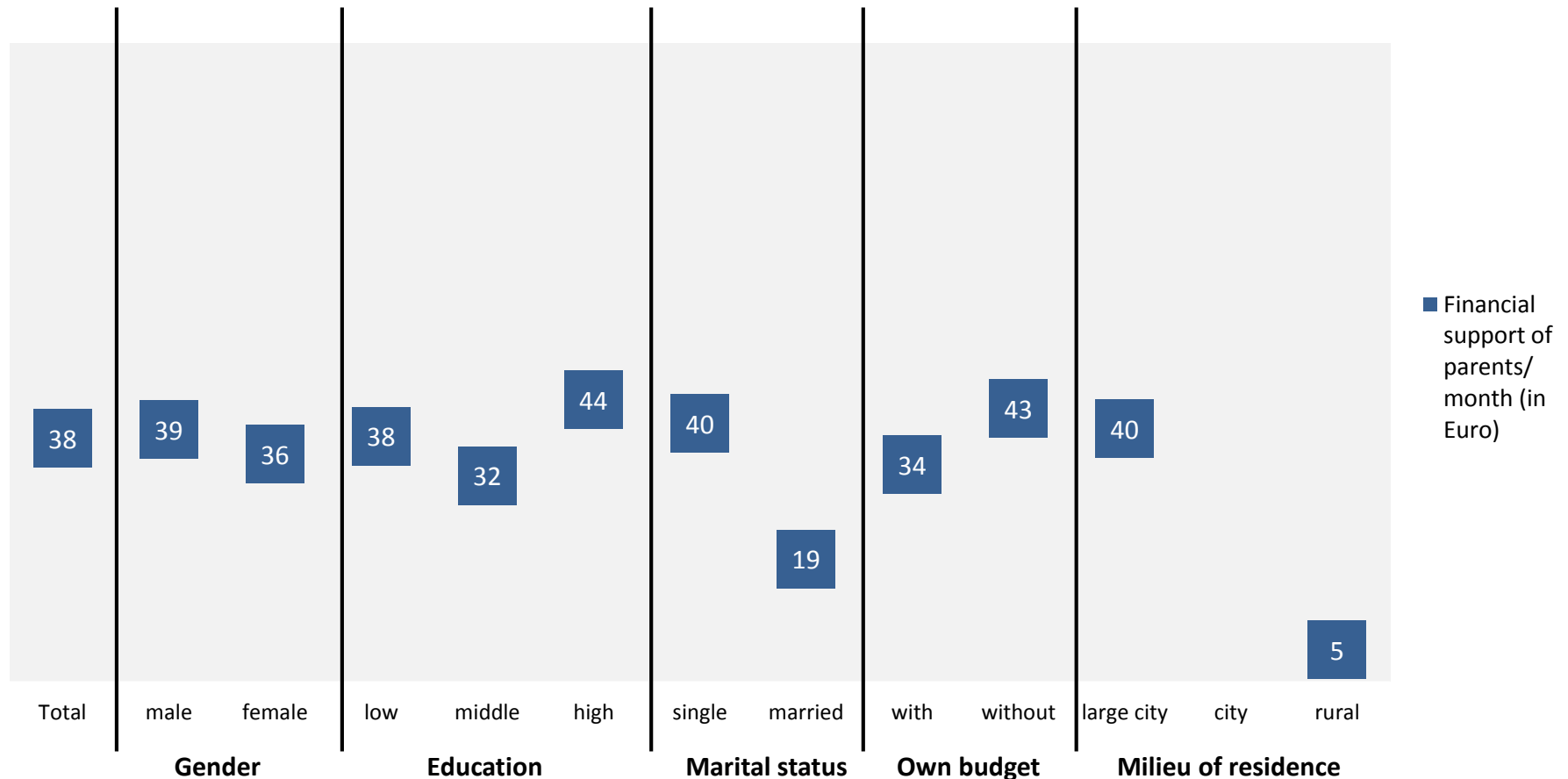
Egypt: Support parents financially



Q80: Do you support your parents financially? If yes, is that on an irregular or regular basis?

Universe: National population, 16 to 30 years/
Values in percent

Egypt: Support parents financially



Q81: How much money per month do you support your parents with?

Universe: National population, 16 to 30 years/
Basis: Respondents supporting their parents financially (Q80)/
Values in percent/ Attention: in part small number of cases

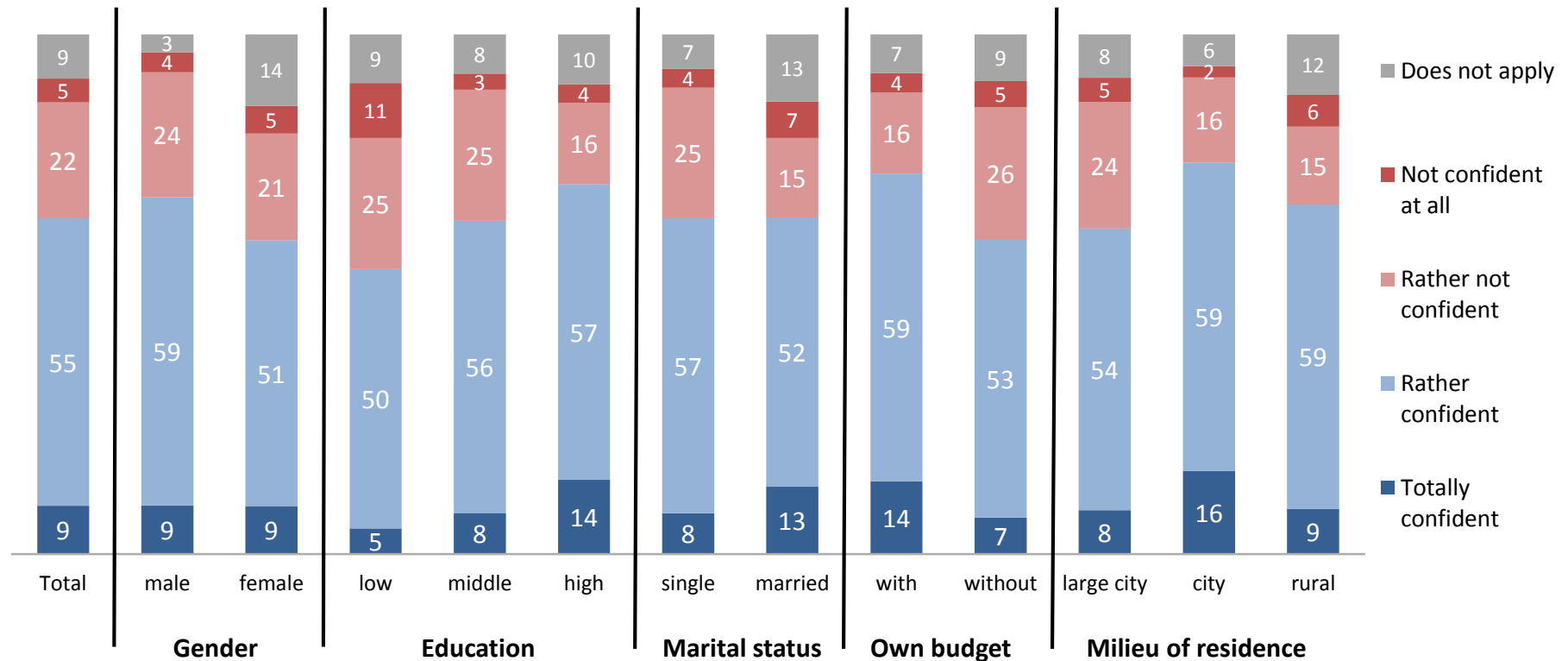
Egypt: Employment situation

	Gender			Education			Marital status		Own budget		Milieu of residence		
	Total	male	female	low	middle	high	single	married	with	without	large city	city	rural
Earning a high income	51	50	53	59	48	52	49	55	57	48	50	75	38
Options to upgrade my position	35	34	35	36	32	39	35	32	42	31	35	44	26
A secure job	49	48	49	52	47	50	47	54	55	46	47	68	42
Having a lot of contacts with other people	29	29	29	29	27	32	28	31	31	28	29	38	21
The feeling of achieving something	33	31	36	36	32	35	34	32	41	30	30	52	40
The feeling of being accepted	33	32	33	30	31	38	31	36	40	29	31	50	25
The possibility to support others	34	32	36	36	34	33	34	35	40	31	32	51	30
The possibility of implementing own ideas	31	29	32	34	28	33	31	29	38	27	30	40	25
Doing something useful for society	31	32	29	29	29	34	31	31	36	28	28	53	25
The possibility of doing something that makes sense to me	34	34	34	38	33	32	35	28	34	33	31	52	35
A job that allows for enough leisure time	30	28	32	34	27	33	30	31	40	26	30	36	29

Q82: How should an employment situation and your job be in order for you to be satisfied?

Universe: National population, 16 to 30 years/
Values in percent "very important"

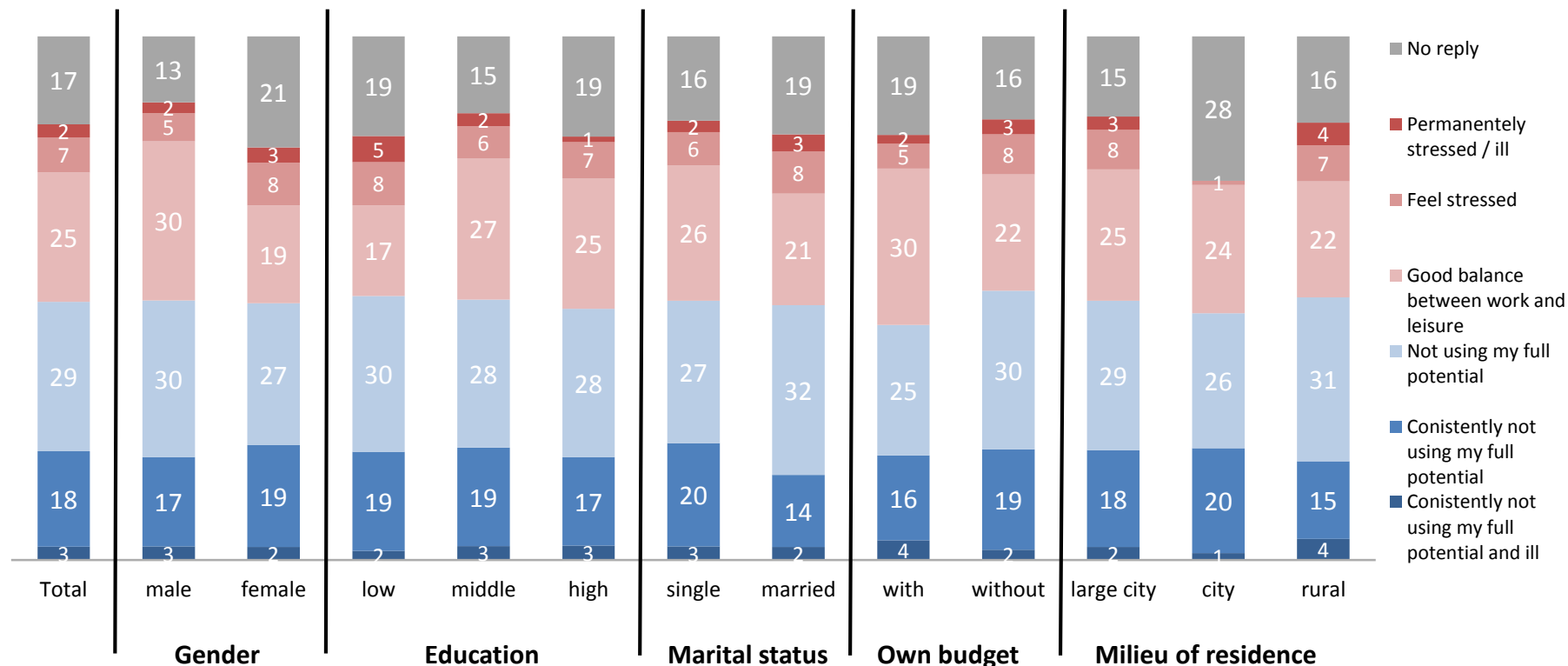
Egypt: Confidence in realizing job wishes



Q83: How confident are you about the possibility of realising your wishes concerning your job?

Universe: National population, 16 to 30 years/
Values in percent

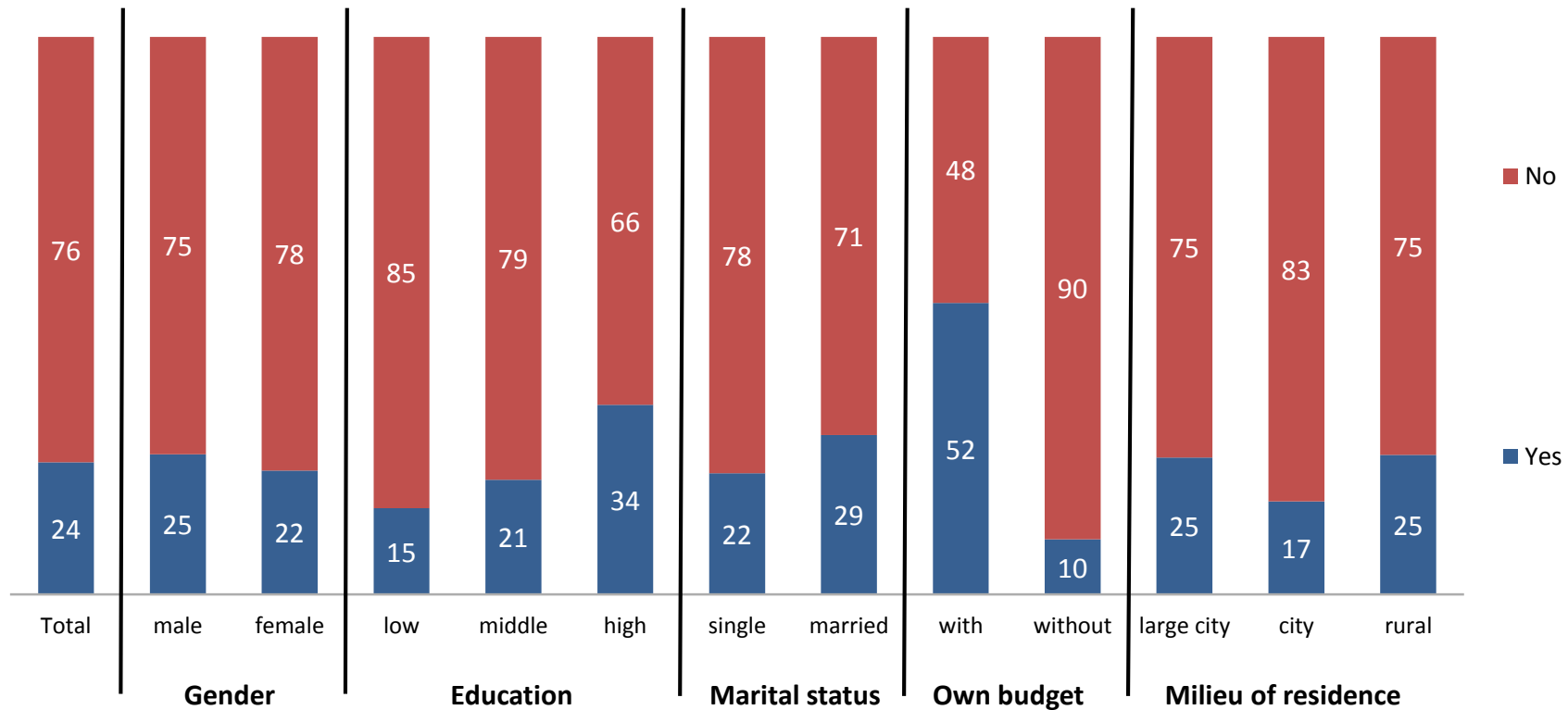
Egypt: Performance level



Q84: Are you already at the maximum of your performance concerning your studies, your work, or your daily affairs? What describes your situation best?

Universe: National population, 16 to 30 years/
Values in percent

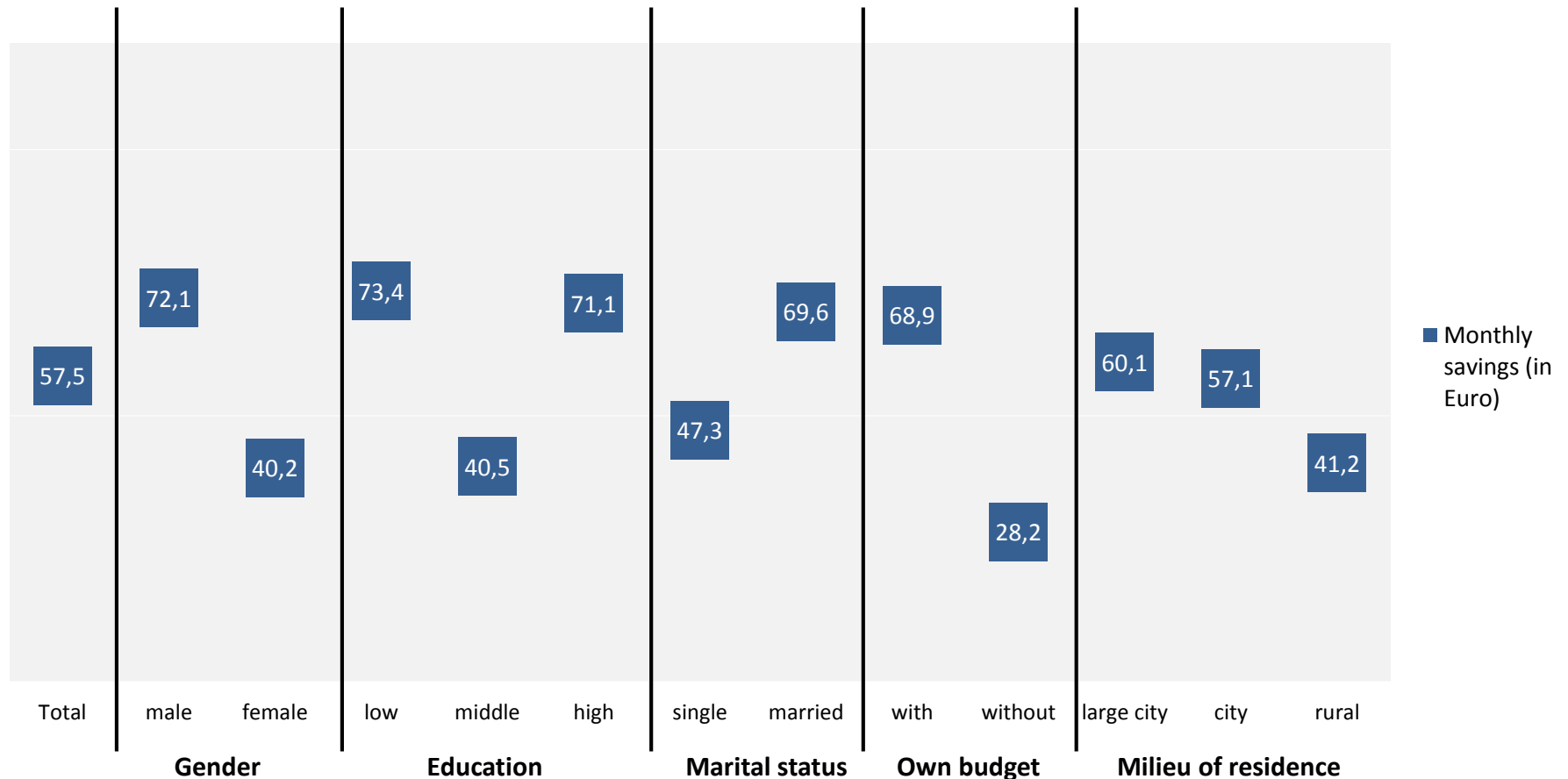
Egypt: Savings



Q85: Are you in a position to save money?

Universe: National population, 16 to 30 years/
Values in percent

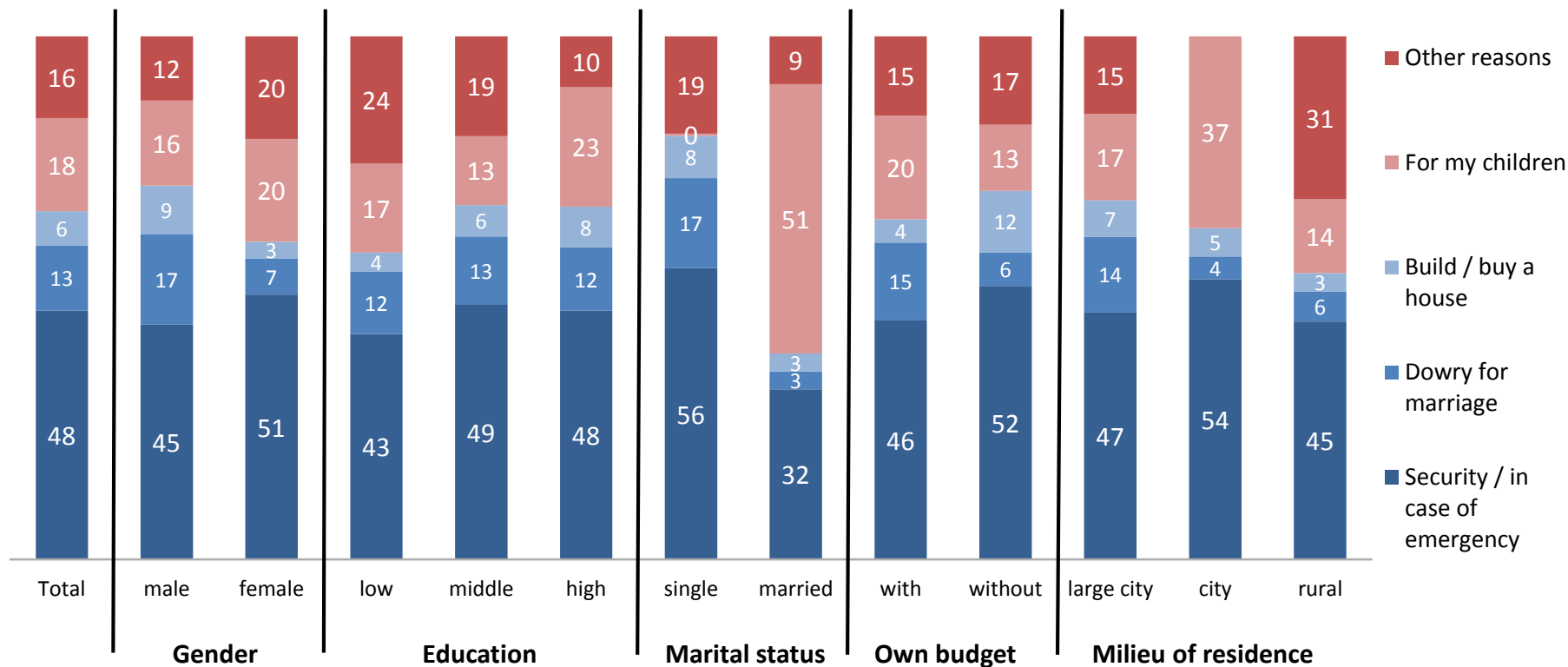
Egypt: Savings per month



Q86: How much money do you save per month on average?

Universe: National population, 16 to 30 years/
Basis: Respondents who can save money (Q85)/
Average values in Euro

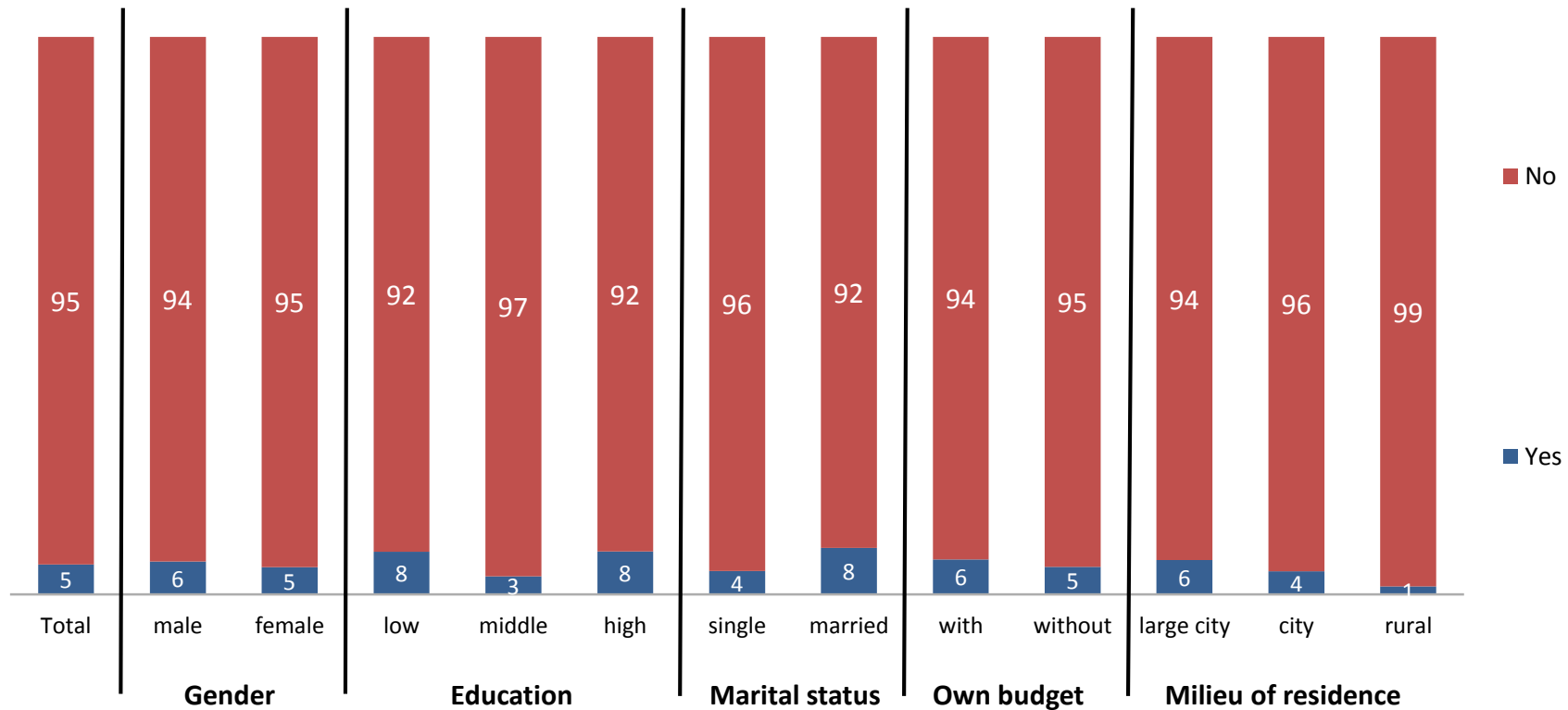
Egypt: Purpose of savings



Q87: For what purpose do you save money primarily?

Universe: National population, 16 to 30 years/
Basis: Respondents who can save money (Q85)/
Values in percent/ Attention: in part small number of cases

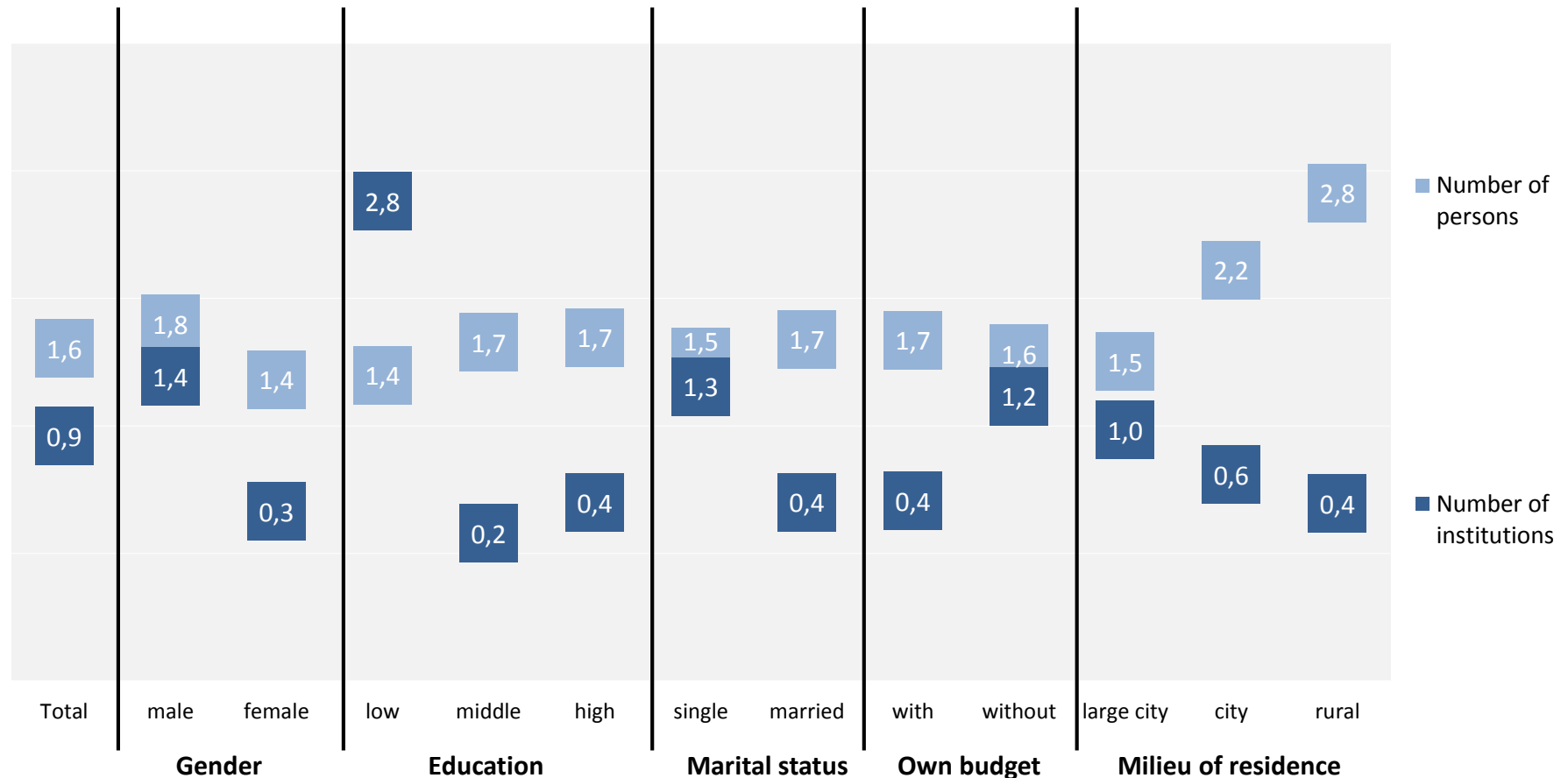
Egypt: Debts



Q88: Do you have debts, either with institutions (e.g. banks) or individuals?

Universe: National population, 16 to 30 years/
Values in percent

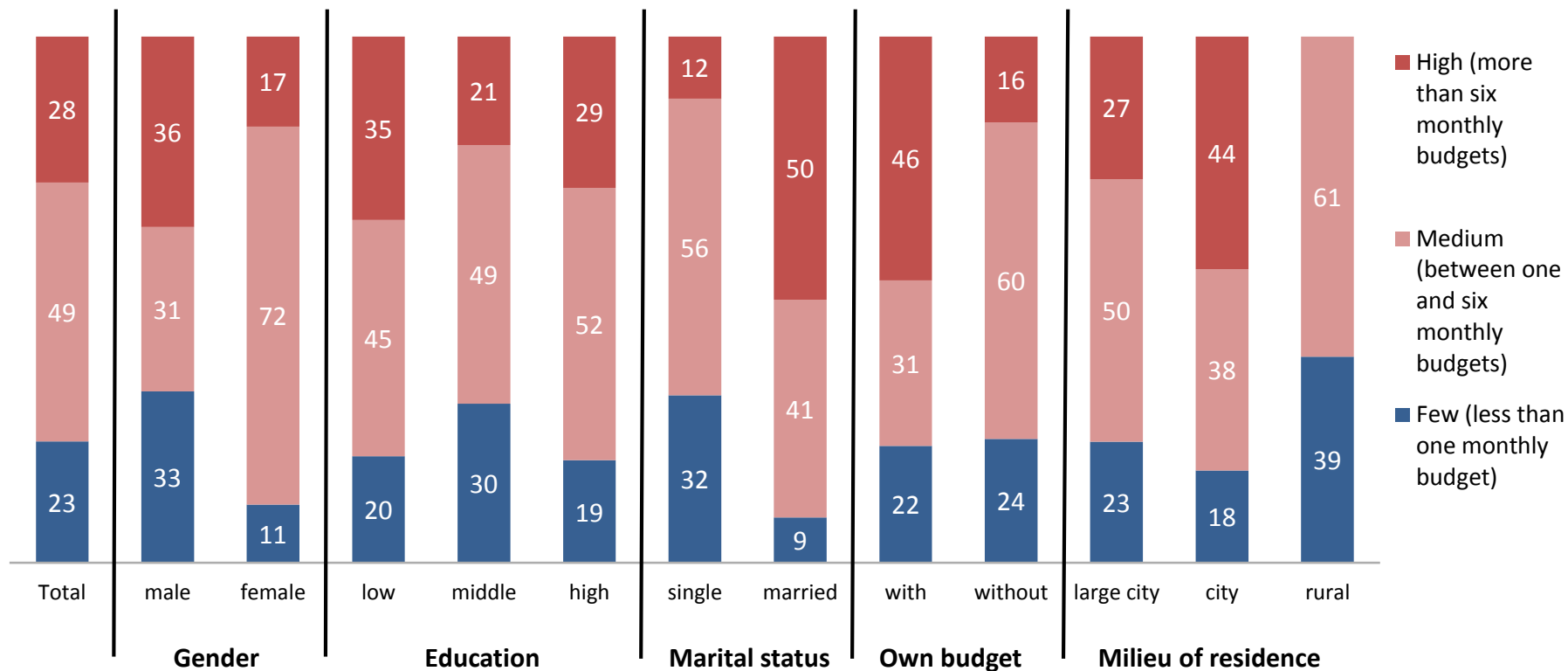
Egypt: Number of institutions/persons in debt with



Q89: To how many institutions (e.g. banks) or persons do you have debts?

Universe: National population, 16 to 30 years/
Basis: Respondents with debts (Q88)/
Average values/ Attention: in part small number of cases

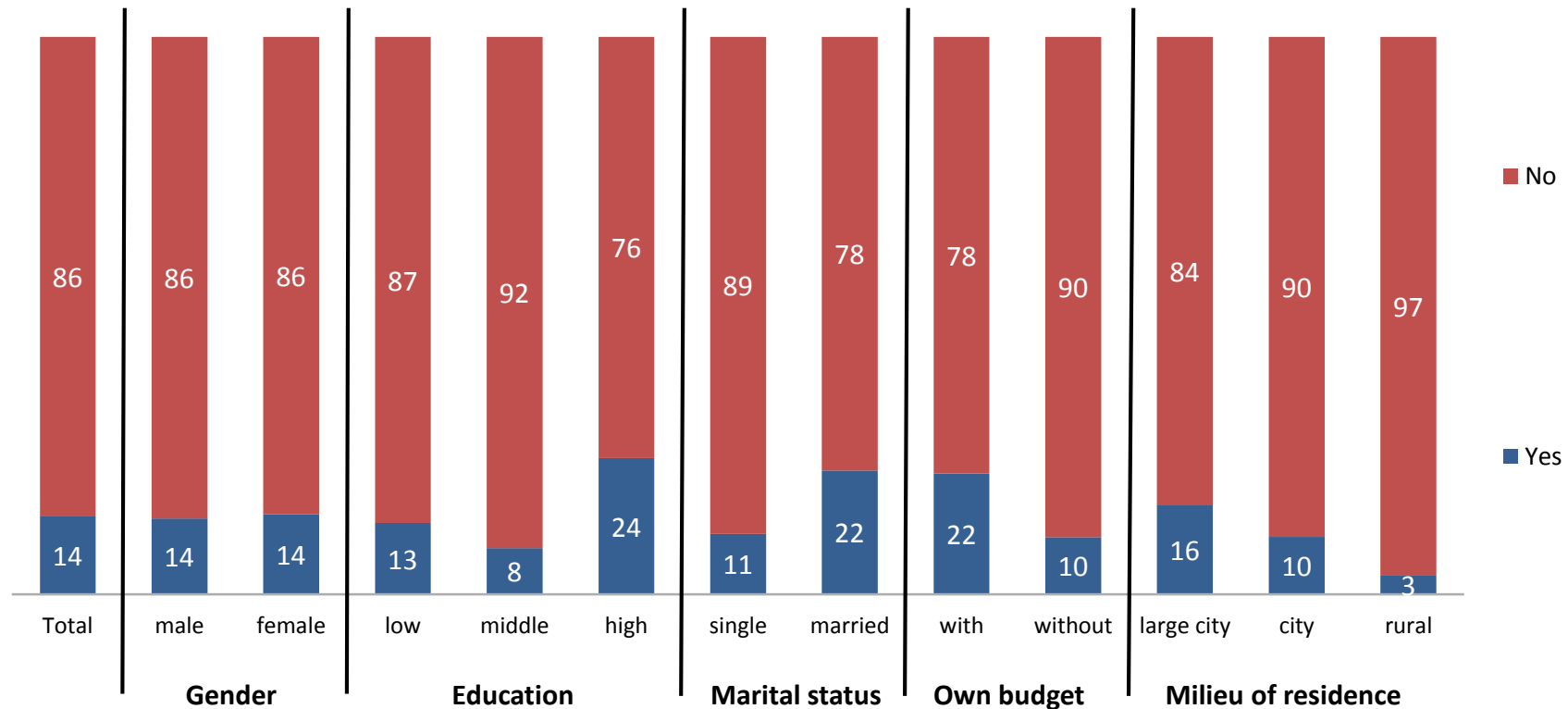
Egypt: Amount of debts



Q90: How high are your debts?

Universe: National population, 16 to 30 years/
Basis: Respondents with debts (Q88)/
Values in percent/ Attention: in part small number of cases

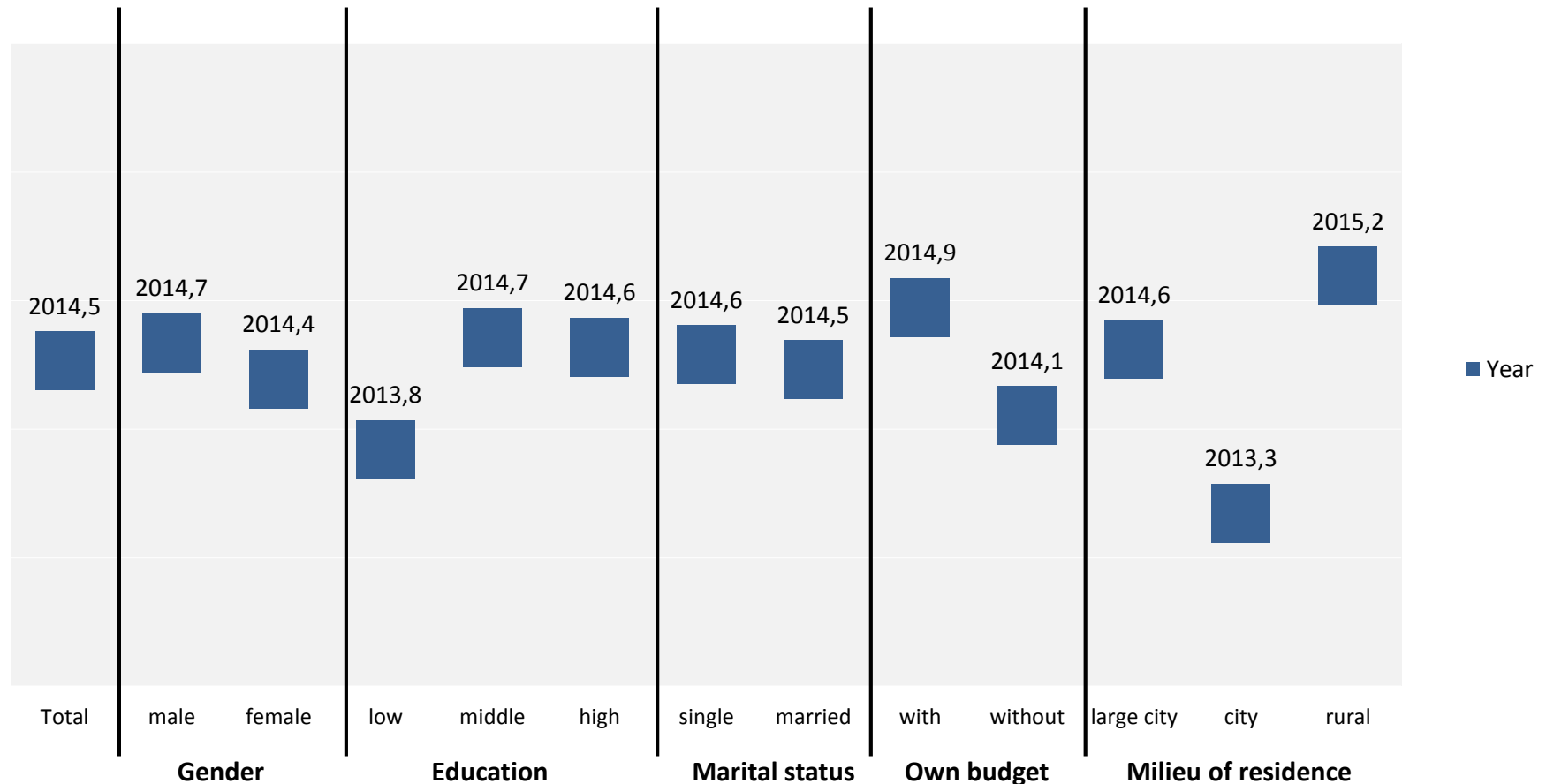
Egypt: Member of rotating savings association



Q91: Have you ever been a member of a rotating savings association?

Universe: National population, 16 to 30 years/
Values in percent

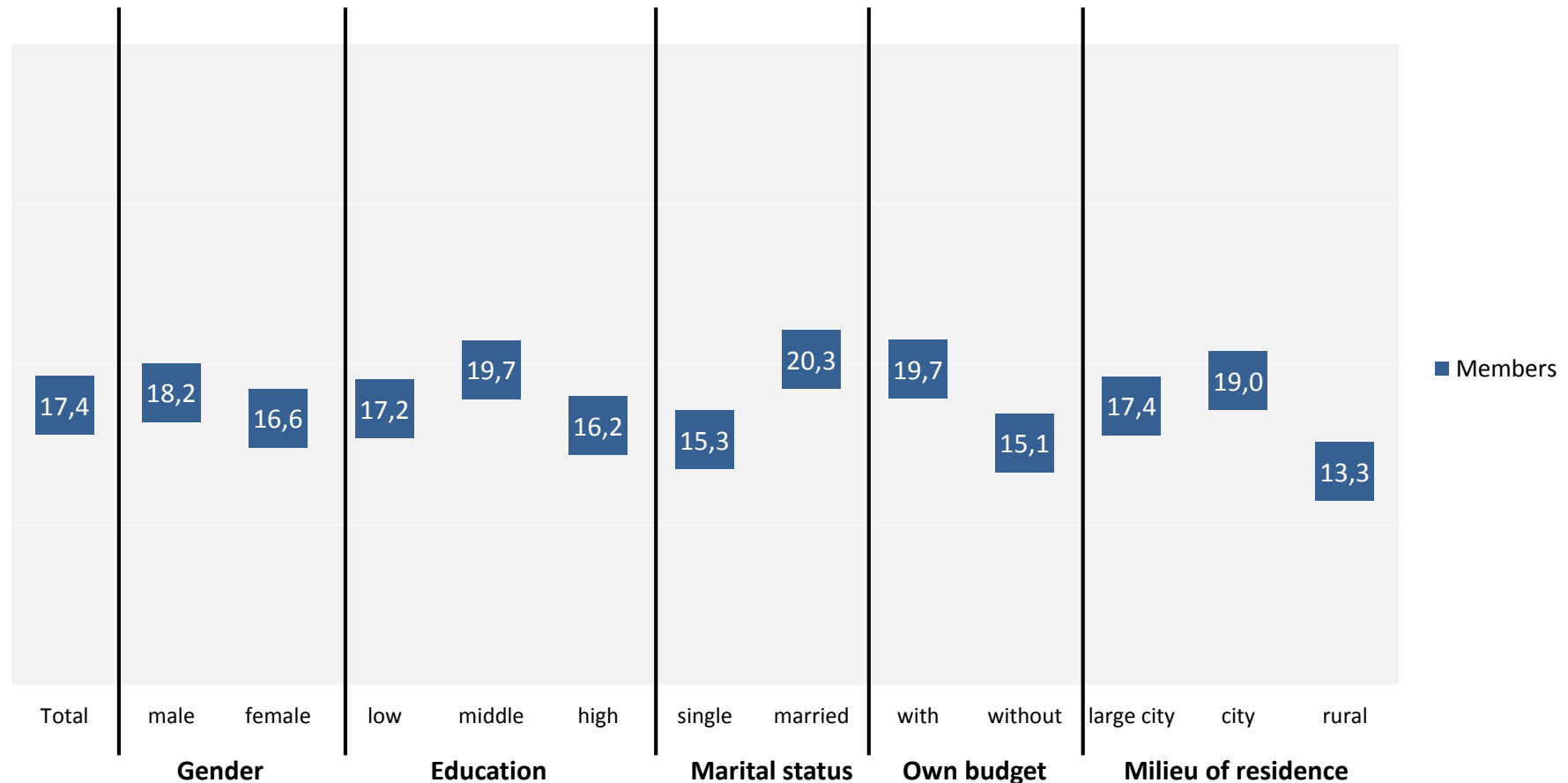
Egypt: Participation



Q92: When did you last participate in a rotating savings association?

Universe: National population, 16 to 30 years/
Basis: Respondents participating in a rotating savings association(Q91)/
Year (Average values)

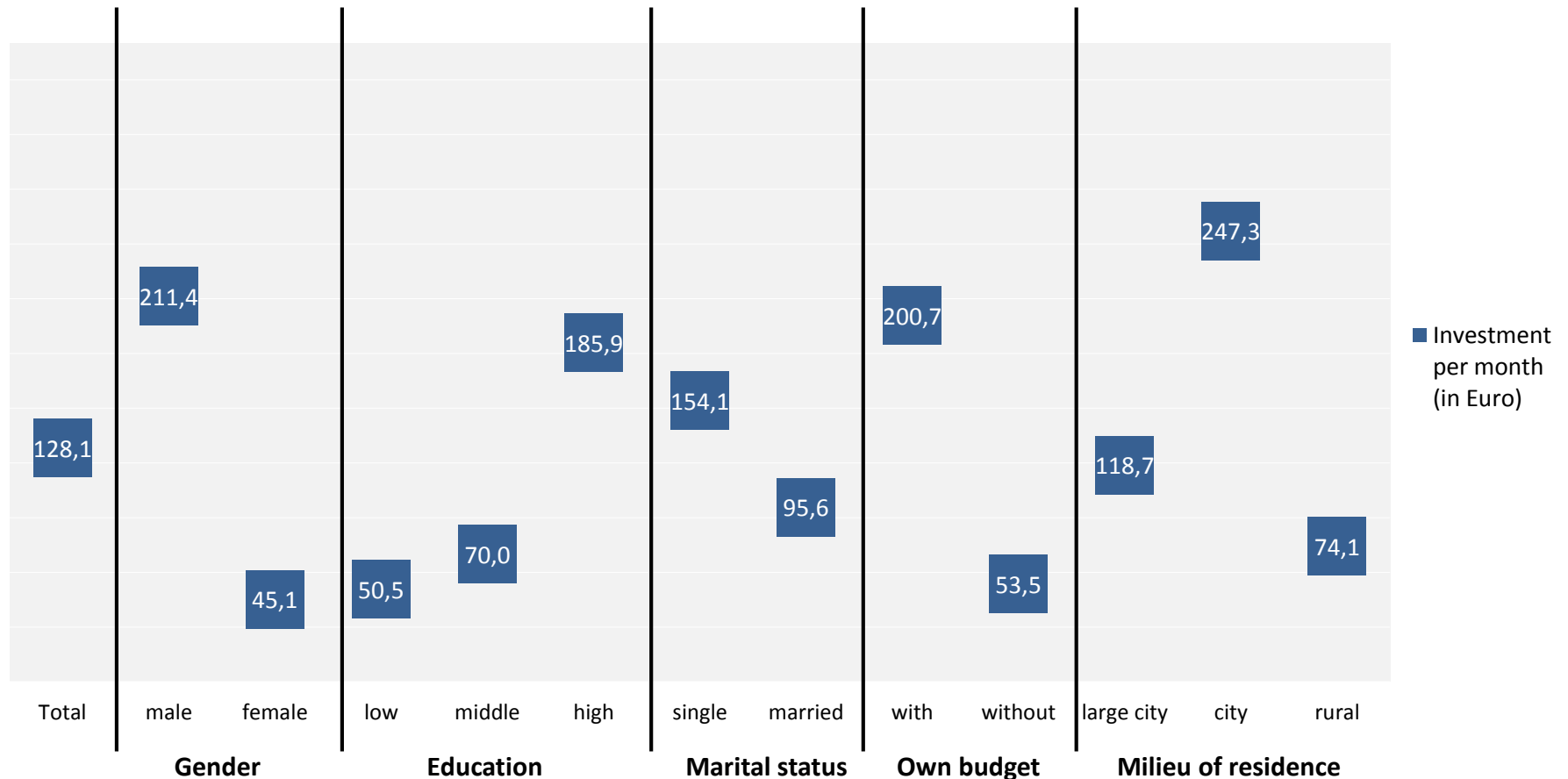
Egypt: Participants



Q93: How many members took part, including yourself?

Universe: National population, 16 to 30 years/
Basis: Respondents participating in a rotating savings association (Q91)/
Average values

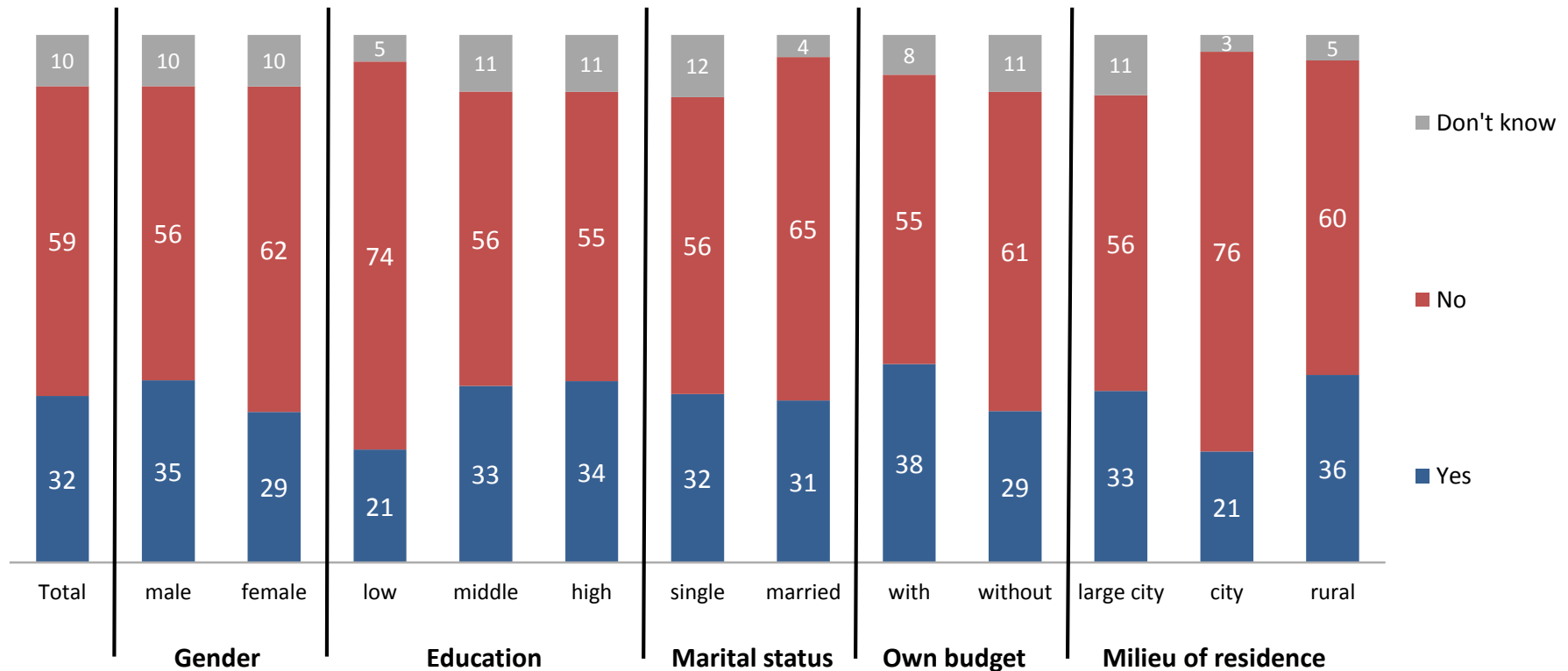
Egypt: Investment per month



Q94: What amount did you personally invest per month?

Universe: National population, 16 to 30 years/
Basis: Respondents participating in a rotating savings association (Q91)/
Average values

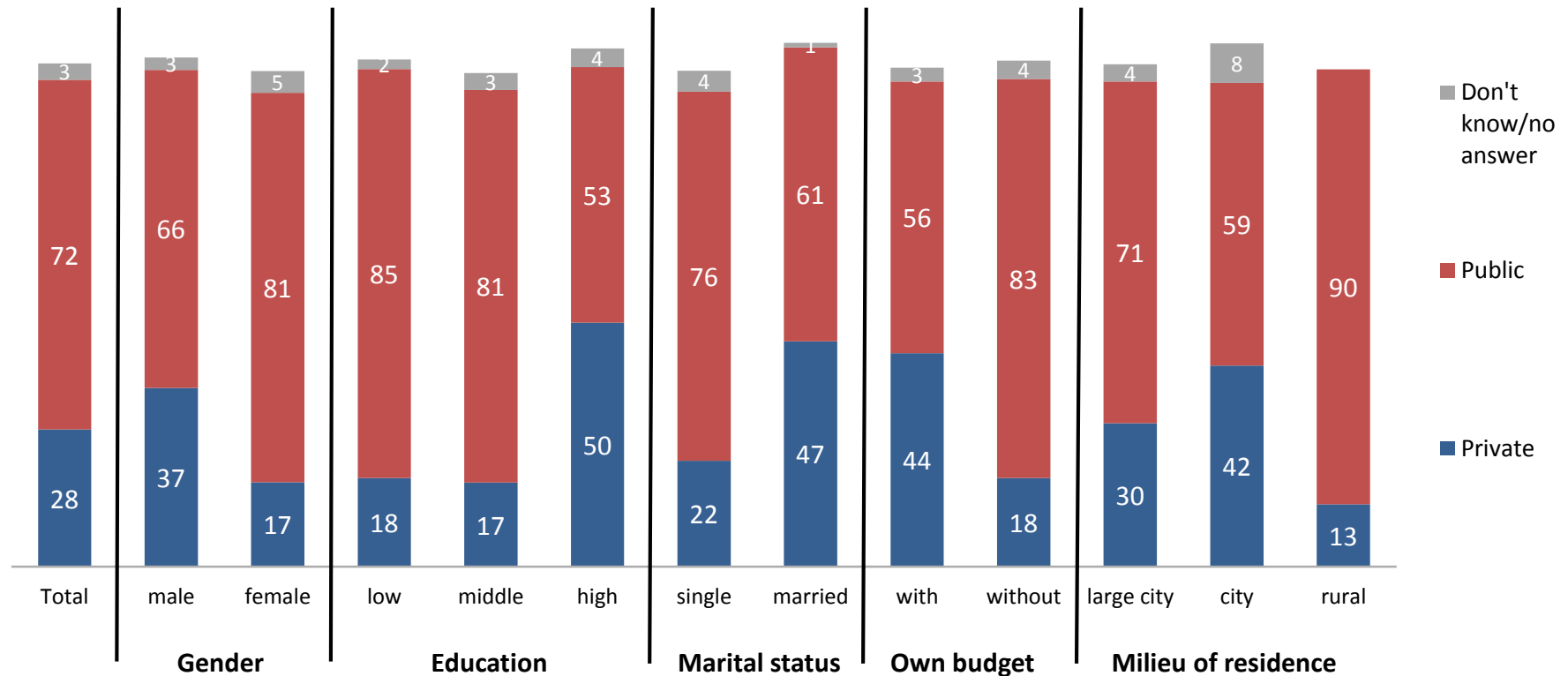
Egypt: Health insurance



Q95: Do you have a health insurance?

Universe: National population, 16 to 30 years/
Values in percent

Egypt: Public or private health insurance



Q96: Is this insurance...?
Multiple answers possible

Universe: National population, 16 to 30 years/
Basis: Respondents with health insurance (Q95)/
Values in percent

EXPENDITURES

Egypt: Monthly expenditures I

		Gender		Education			Marital status		Own budget		Milieu of residence		
	Total	male	female	low	middle	high	single	married	with	without	large city	city	rural
Wheat and bread	38	38	39	47	35	40	32	54	40	37	39	17	57
Food (oil, sugar, etc.)	52	51	54	66	45	56	43	79	50	53	52	35	70
Local snacks	17	18	16	14	21	13	23	2	16	18	17	26	9
McDonald's, Pizza Hut, KFC	16	15	17	9	17	16	19	5	15	16	14	35	7
Clothes	52	49	56	43	54	54	55	44	53	52	52	61	46
Mobile phone	20	24	17	10	23	21	25	7	21	20	19	32	15
Internet	19	18	20	12	22	19	24	6	22	18	19	33	8
Video and online games	1	2	0	0	2	1	2		1	1	1	2	
Paying debts/ instalments	5	6	5	7	3	7	4	9	6	5	6	4	1
Transport/ travelling	5	6	5	3	5	7	6	4	7	5	6	3	4
Cigarettes	8	16	1	12	8	7	8	8	12	6	9	4	11

Q97: Please identify the 4 items you spend most money on.
Multiple answers possible

Universe: National population, 16 to 30 years/
Values in percent

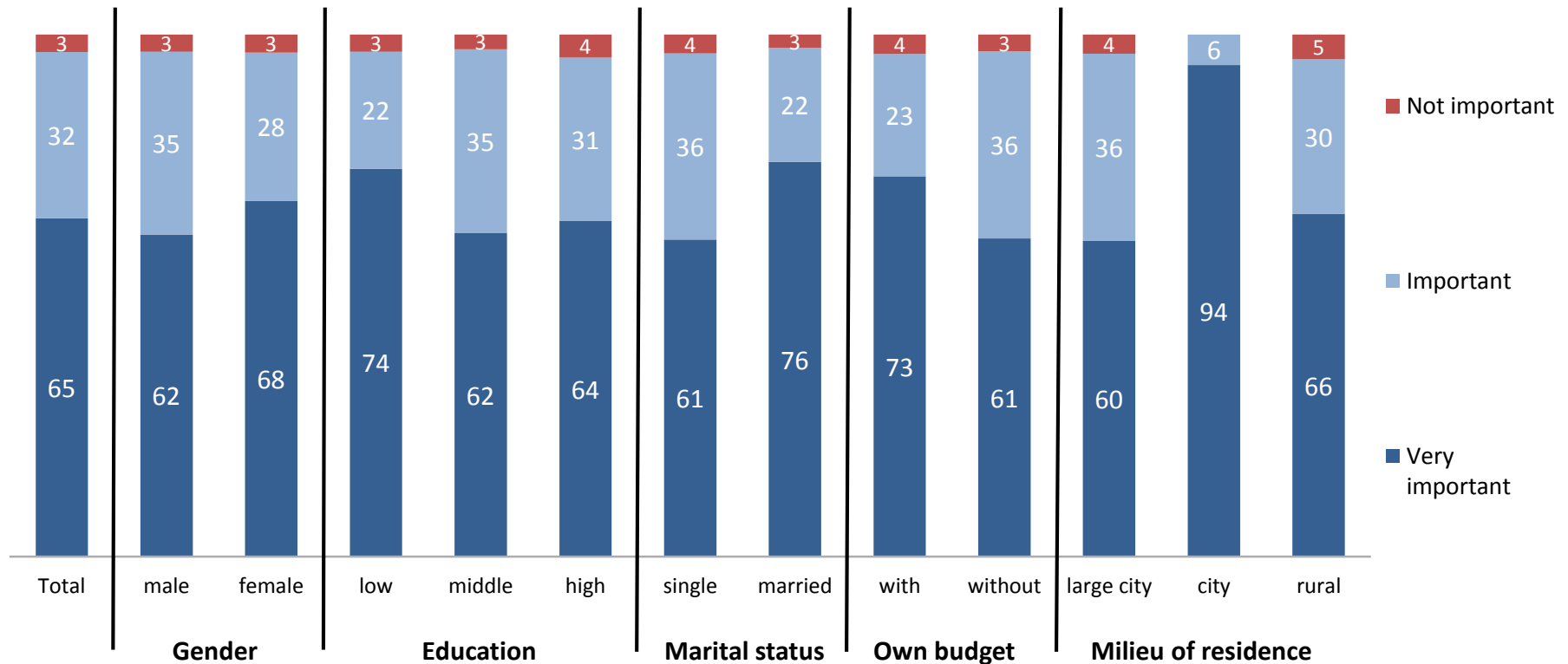
Egypt: Monthly expenditures II

		Gender		Education			Marital status		Own budget		Milieu of residence		
	Total	male	female	low	middle	high	single	married	with	without	large city	city	rural
Medication, drugs	23	22	24	30	21	23	20	30	18	25	24	13	28
Music	3	3	2	1	4	2	3	1	2	3	3	1	
Going out with friends	26	31	20	19	31	22	34	4	26	26	26	39	11
Water/electricity	42	40	44	51	38	44	32	68	44	41	41	31	57
Housing rent	22	22	22	29	19	23	18	32	20	23	22	17	23
Gas bottles (cooking)	6	4	8	5	5	7	4	9	6	6	6	2	12
Insurance	3	2	4	3	3	3	3	4	2	3	3	1	5
Studies	14	15	14	11	20	7	16	11	13	15	15	7	17
Cosmetics	7	0	14	8	6	8	8	3	10	5	8	6	2
Other	5	5	5	5	5	5	4	7	6	4	4	12	4

Q97: Please identify the 4 items you spend most money on.
Multiple answers possible

Universe: National population, 16 to 30 years/
Values in percent

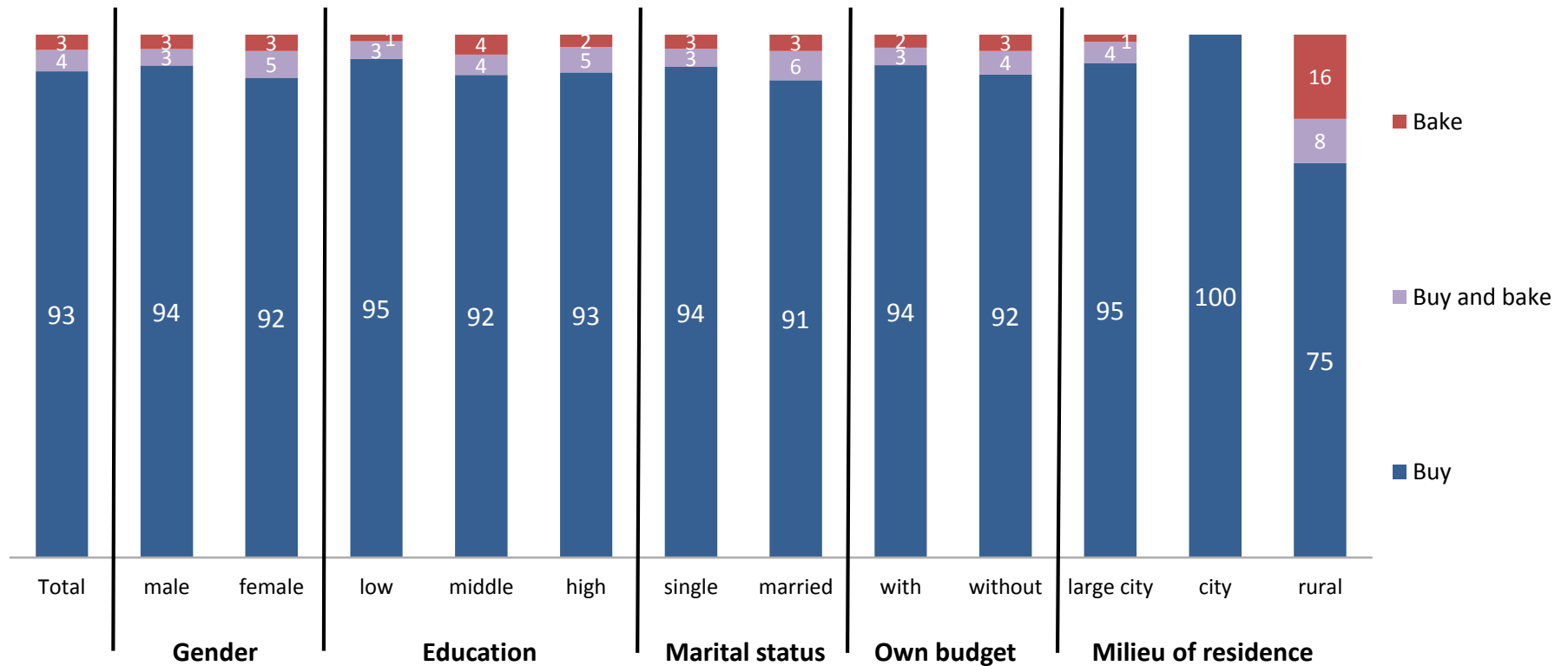
Egypt: Importance of cheap bread



Q98: How important is the availability of cheap bread for you and your family?

Universe: National population, 16 to 30 years/
Values in percent

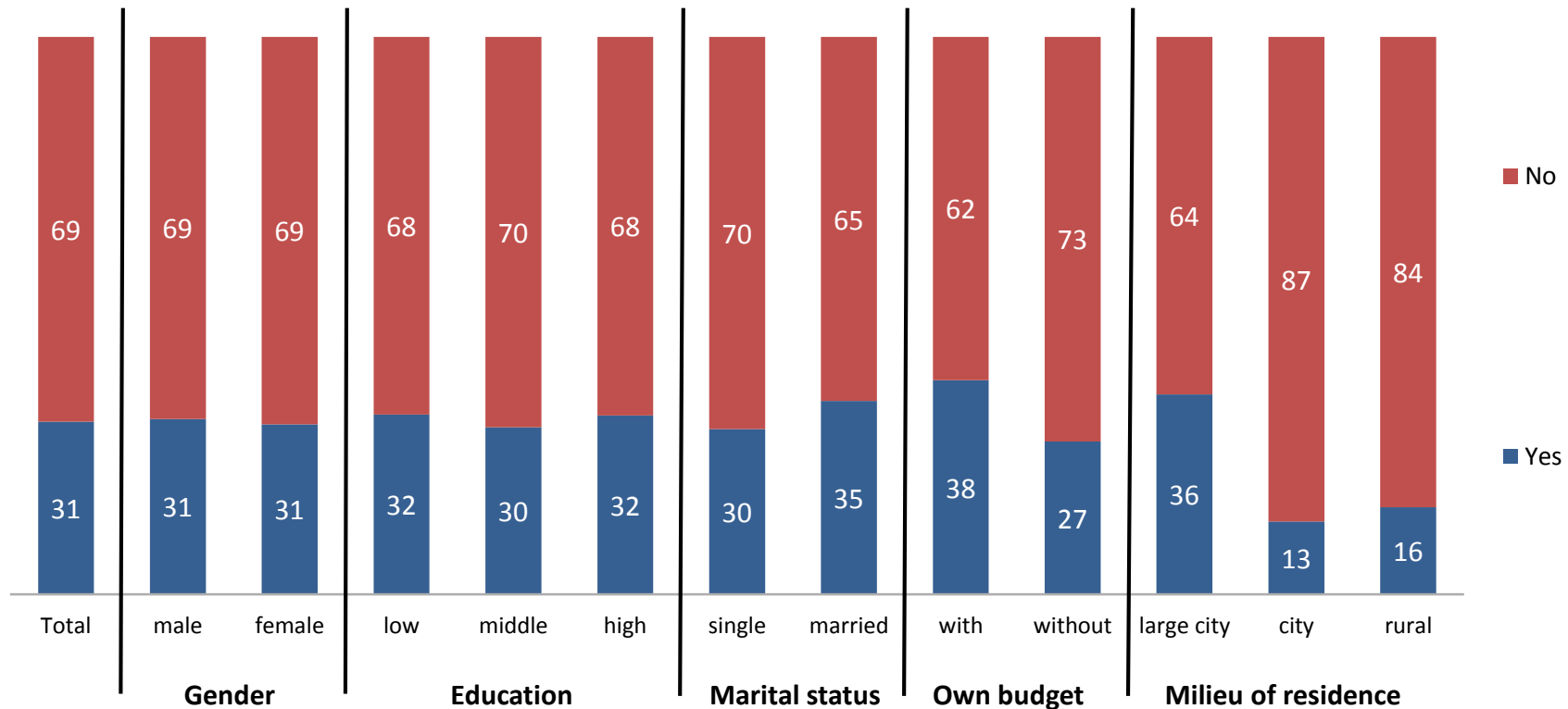
Egypt: Producing bread



Q99: Do you buy or bake bread in your household?

Universe: National population, 16 to 30 years/
Values in percent

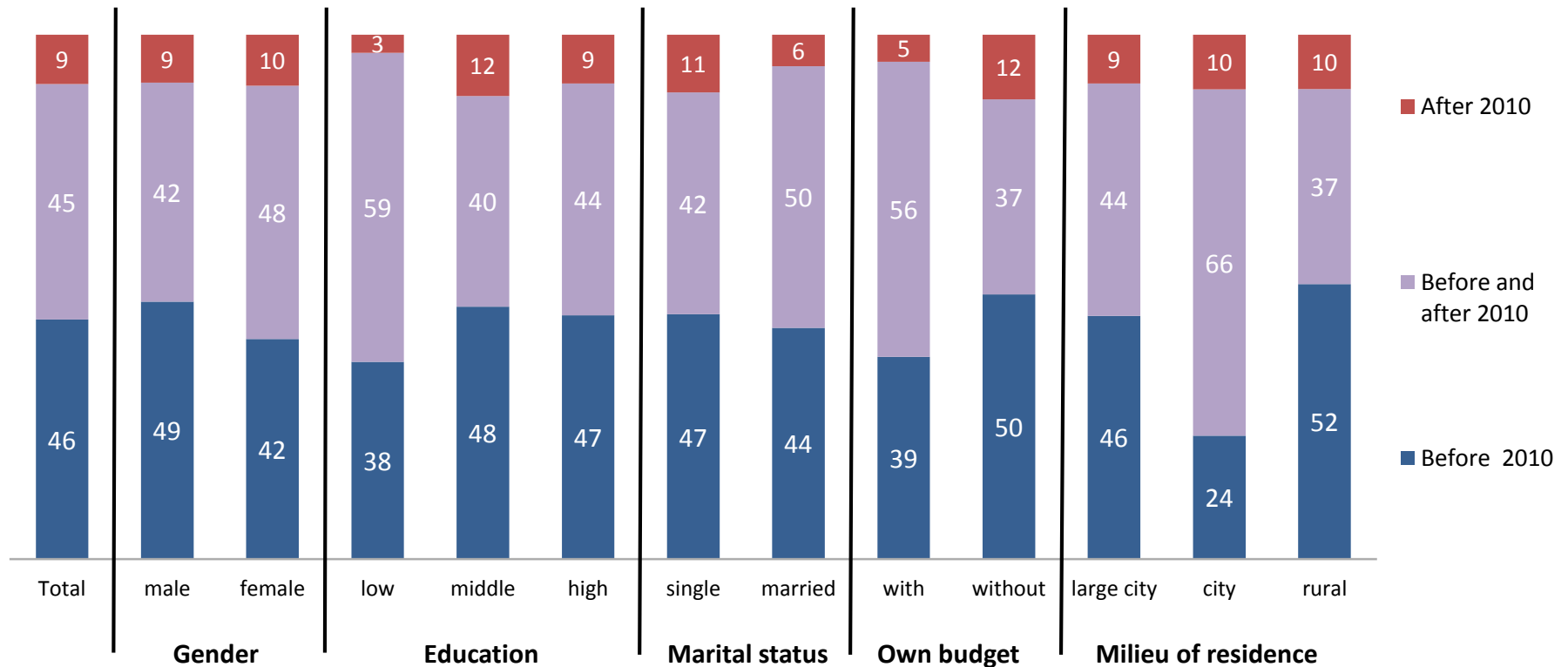
Egypt: Bread supply



Q100: Have you ever made the experience of having to wait for being supplied with bread (except during Ramadan)?

Universe: National population, 16 to 30 years/
Values in percent

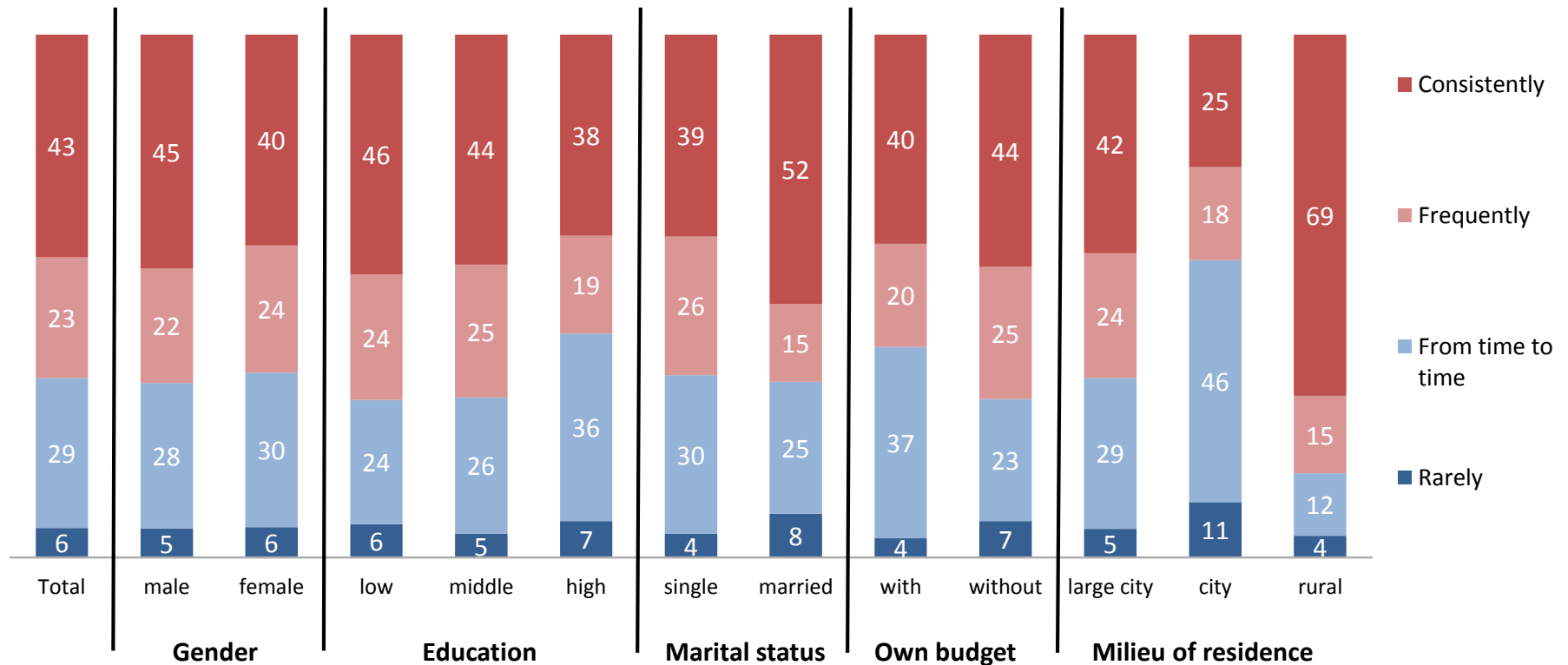
Egypt: Bread supply – experience to wait



Q101: Was that...?

Universe: National population, 16 to 30 years/
Basis: Respondents that made the experience to wait for bread (Q100)
Values in percent

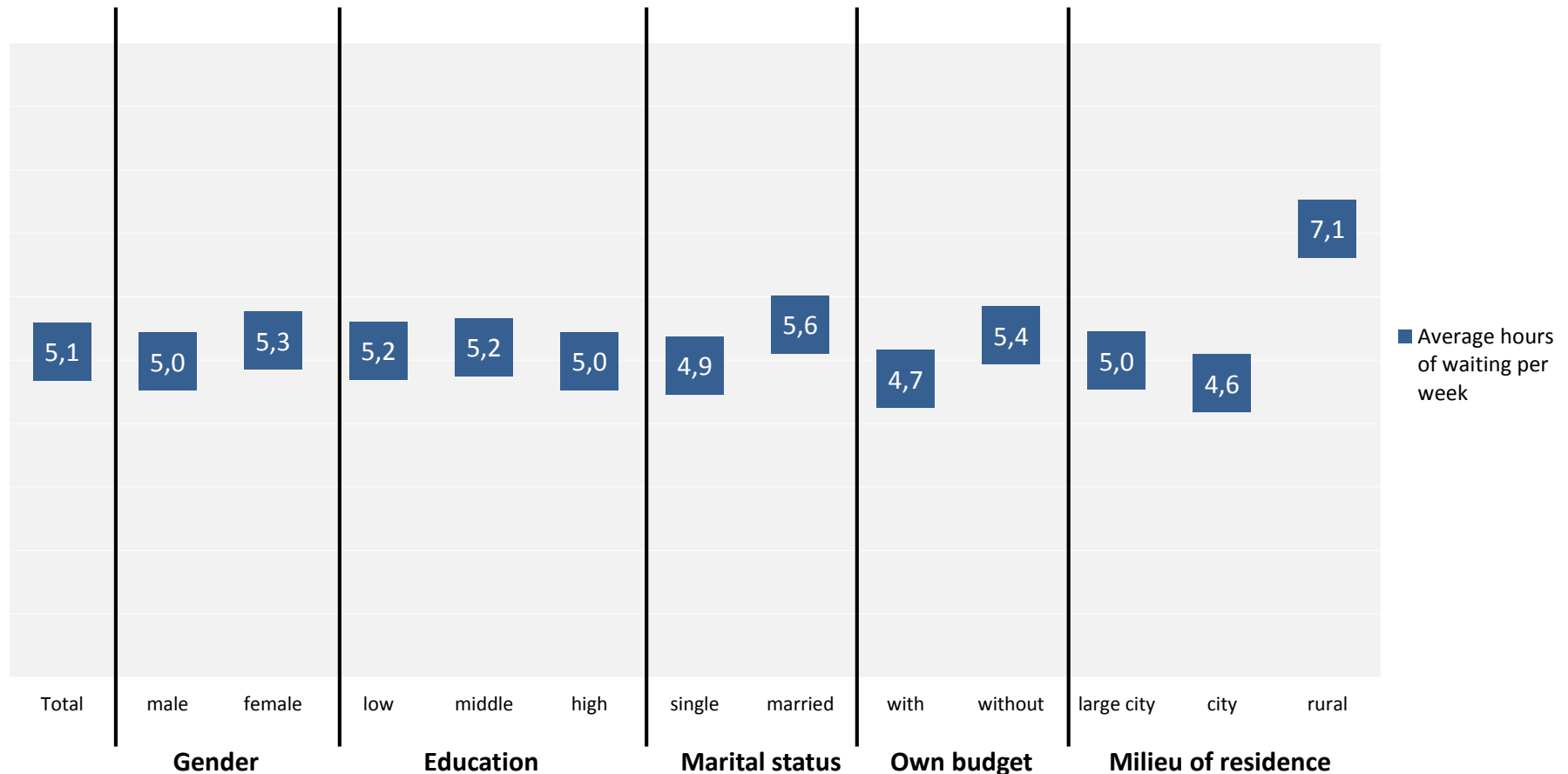
Egypt: Bread supply – experience to wait



Q102: Did that happen...?

Universe: National population, 16 to 30 years/
Basis: Respondents that made the experience to wait for bread (Q100)
Values in percent

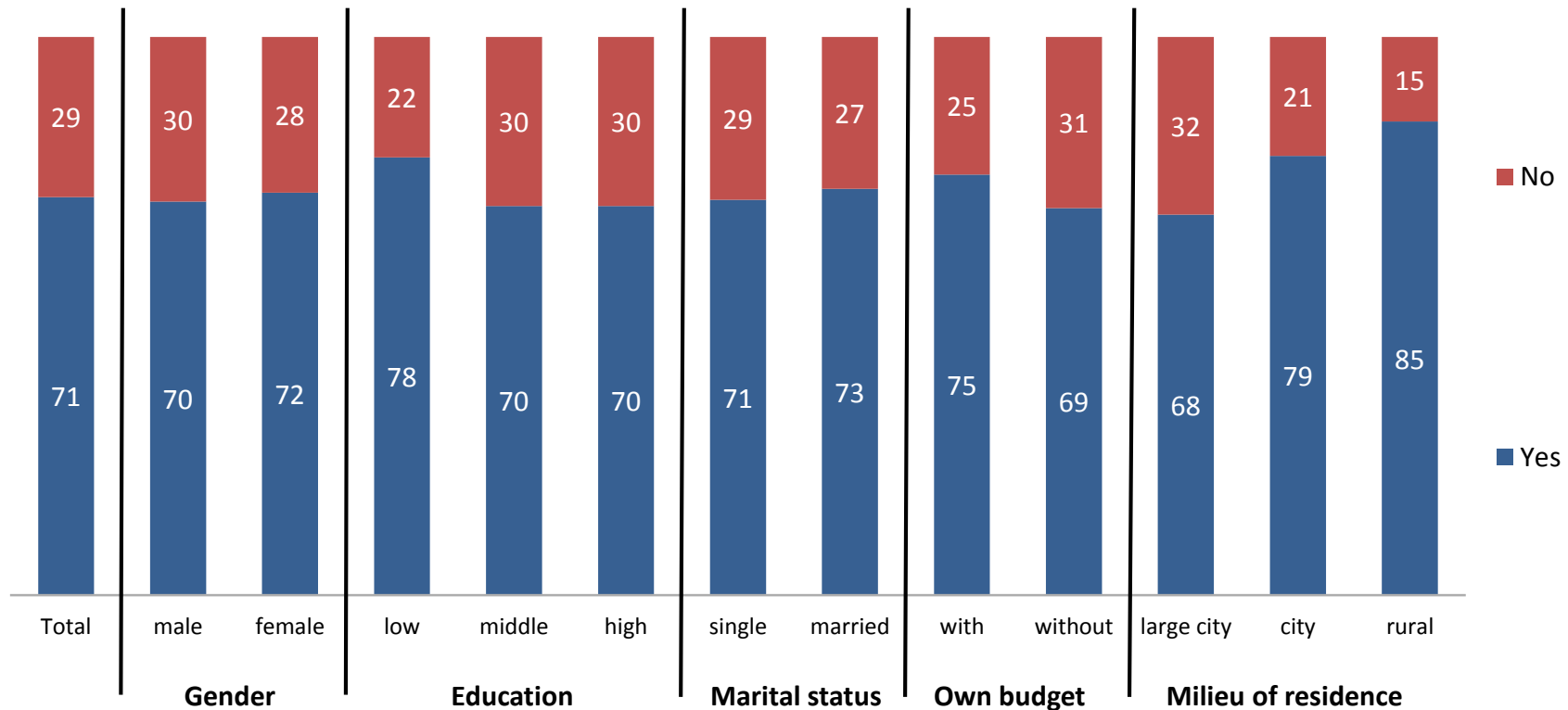
Egypt: Average hours of waiting for bread per week



Universe: National population, 16 to 30 years/
Basis: Respondents that waited "permanently" or "frequently" for bread (Q102)
Average hours

Q103: Can you please indicate the average hours of waiting per week?

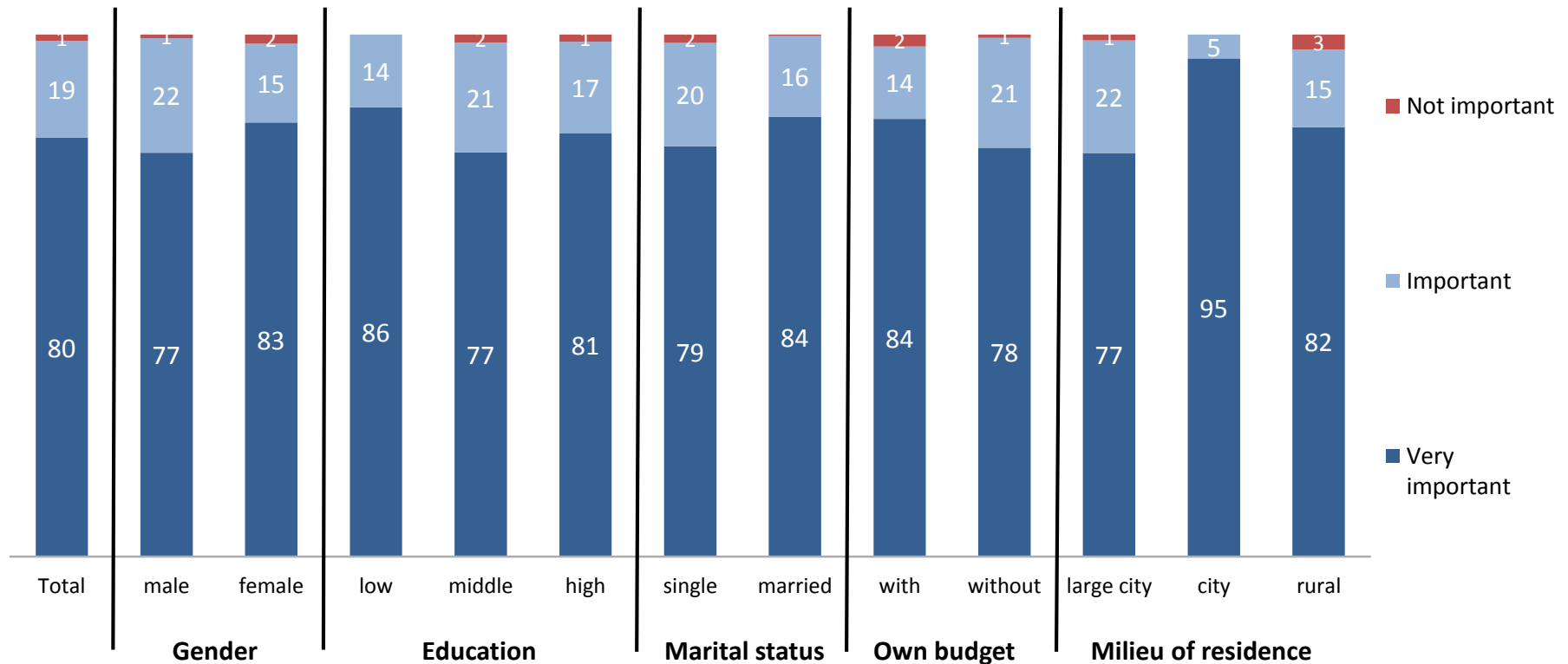
Egypt: Ration card possession



Q104: Do you possess a ration card in order to buy or receive food?

Universe: National population, 16 to 30 years/
Values in percent

Egypt: Importance of ration cards



Q105: How important is the ration card for you and your family?

Universe: National population, 16 to 30 years/
Basis: Respondents that possess a ration card (Q104)
Values in percent

Egypt: Buying food

	Gender			Education			Marital status		Own budget		Milieu of residence		
	Total	male	female	low	middle	high	single	married	with	without	large city	city	rural
Weekly market	52	49	55	52	51	53	50	58	47	54	51	61	47
Street vendor (sitting on the ground)	21	18	26	35	19	17	20	26	26	19	20	26	27
Mobile hawker with carriage	17	16	18	31	15	13	14	24	18	17	14	29	24
Stall at the neighborhood market	12	13	12	23	11	8	11	15	14	12	11	20	16
Grocer	67	69	65	81	64	64	65	74	69	66	65	69	80
Butcher	61	59	62	60	60	62	58	67	65	58	60	62	63
Bakery	52	53	51	59	50	52	49	63	51	53	50	46	71
Supermarket (self-service)	38	34	43	31	34	51	35	49	47	34	41	28	33
Hypermarket	18	18	18	13	17	22	18	18	20	17	18	28	7
Wholesaler	14	14	15	19	14	12	15	13	14	14	14	17	10
Malls	12	11	13	9	11	16	12	14	16	10	14	4	7
Other	3	4	2	5	2	2	3	3	3	2	3	3	1

Q106: In order to buy food do you use ...?
Multiple answers possible

Universe: National population, 16 to 30 years/
Values in percent

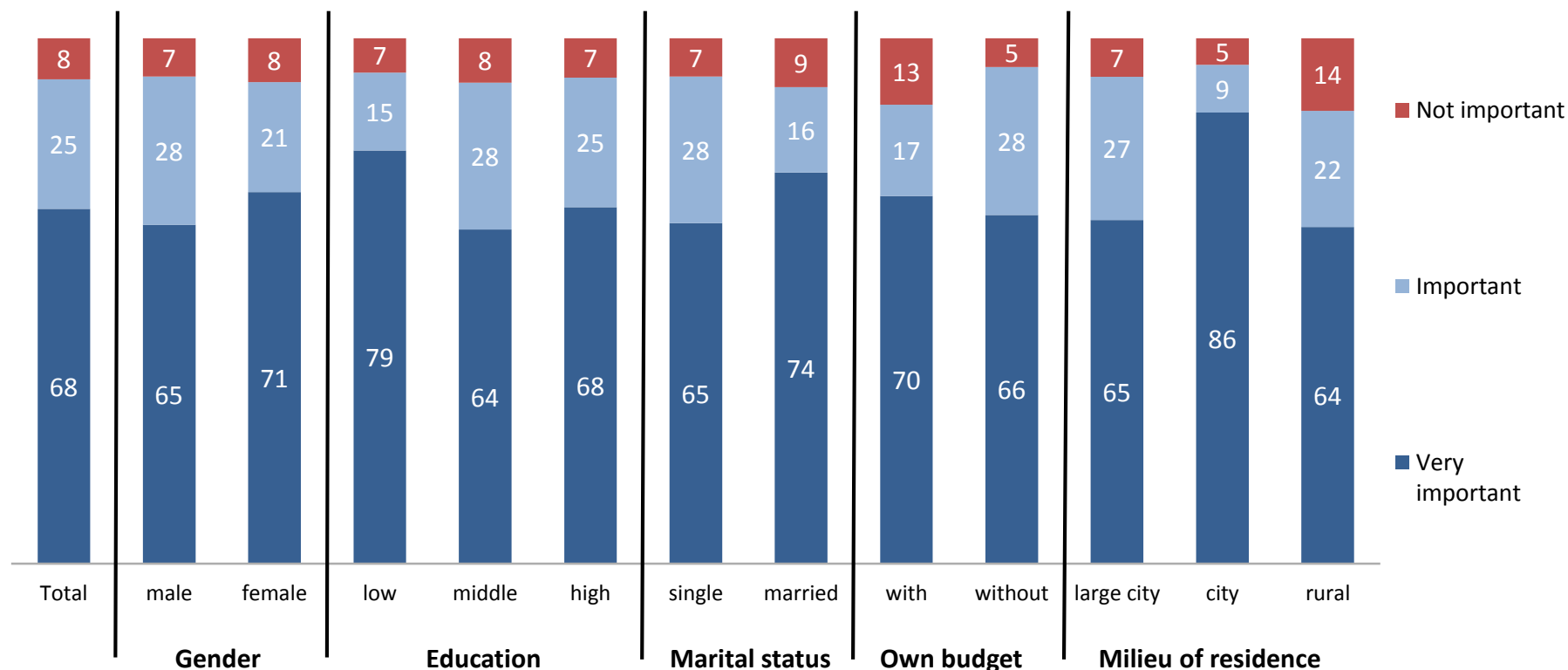
Egypt: Frequency of buying food

	Gender			Education			Marital status		Own budget		Milieu of residence		
	Total	male	female	low	middle	high	single	married	with	without	large city	city	rural
Weekly market	25	27	23	21	26	26	29	16	19	27	23	54	4
Street vendor (sitting on the ground)	72	72	72	80	68	69	71	74	71	72	71	76	71
Mobile hawker with carriage	69	66	73	88	63	55	66	74	62	73	60	91	83
Stall at the neighborhood market	62	66	57	69	60	54	65	56	52	67	55	61	93
Grocer	85	86	83	85	88	80	84	86	81	87	84	80	92
Butcher	2	1	2	2	1	2	1	2	2	1	2	2	
Bakery	84	85	82	85	85	82	84	83	90	81	83	94	82
Supermarket (self-service)	14	12	15	11	11	18	14	13	11	16	14	5	22
Hypermarket	2	1	4		2	4	3		4	1	2	2	
Wholesaler	11	11	12	14	8	15	8	20	5	14	14		
Malls	3	7			6	2	5		2	4	4		

Q107: Can you please tell me the frequency of use of each selected outlet to buy food items?

Universe: National population, 16 to 30 years/Basis: respondents that mentioned at least one item in Q107; Respondents that ranked the respective item/ Values in percent "Daily"/"Every second day"

Egypt: Importance of halal products



Q108: A lot of food products we are consuming are produced outside the Arab World. How important is it for you that all of them are halal products?

Universe: National population, 16 to 30 years/
Values in percent

Egypt: Halal products

	Gender			Education			Marital status		Own budget		Milieu of residence		
	Total	male	female	low	middle	high	single	married	with	without	large city	city	rural
Cosmetics	13	11	15	8	13	16	14	11	14	13	15	11	5
Convenience food	34	33	36	34	34	36	35	34	35	34	36	35	23
Meat	54	55	52	46	55	56	54	53	43	59	58	26	52
Other	3	2	4	3	2	6	3	5	4	3	3	5	3
None	17	18	17	24	18	14	16	21	23	15	16	17	27
Don't Know	17	18	16	17	17	18	17	17	22	15	15	32	15

Q109: Have you ever consciously bought a product – food or cosmetics – that was labeled as being halal? Multiple answers possible

Universe: National population, 16 to 30 years/
Values in percent

PUBLIC SPHERE

Egypt: Important for life

	Gender			Education			Marital status		Own budget		Milieu of residence		
	Total	male	female	low	middle	high	single	married	with	without	large city	city	rural
Absence of violence	8,1	7,9	8,2	8,3	7,9	8,2	7,9	8,5	8,4	7,9	8,0	9,1	7,8
Security of basic needs	8,1	8,0	8,3	8,4	8,0	8,2	8,1	8,3	8,4	8,0	8,1	8,8	7,7
Basic rights for minorities	6,3	6,4	6,2	6,1	6,4	6,2	6,3	6,1	6,5	6,2	6,6	3,9	6,7
Freedom of opinion and speech	7,2	7,2	7,3	7,1	7,1	7,5	7,2	7,2	7,5	7,1	7,3	7,4	6,9
Freedom of assembly	6,7	6,7	6,8	6,6	6,6	7,0	6,8	6,6	7,0	6,6	6,8	7,3	6,0
Freedom to elect political leaders	7,0	7,1	6,9	7,0	6,9	7,1	6,9	7,0	7,3	6,8	7,1	6,3	6,3
Freedom of movement	7,4	7,3	7,5	7,4	7,2	7,7	7,3	7,6	7,8	7,2	7,4	7,9	6,8

Q110: How important for you life is...?
(1 = not at all important to 10 = totally important)

Universe: National population, 16 to 30 years/
Average scores

Egypt: Three most important rights

	Gender			Education			Marital status		Own budget		Milieu of residence		
	Total	male	female	low	middle	high	single	married	with	without	large city	city	rural
Absence of violence	76	79	73	84	79	65	76	74	76	75	76	80	72
Security of basic needs	81	81	80	89	80	77	80	83	81	80	81	81	79
Basic rights for minorities	19	23	16	18	22	16	21	15	18	20	21	8	17
Freedom of opinion and speech	37	38	37	29	38	42	39	34	41	35	38	28	41
Freedom of assembly	10	9	11	4	12	10	12	6	9	10	9	17	8
Freedom to elect political leaders	24	25	23	25	21	29	23	27	23	25	25	27	15
Freedom of movement	31	26	37	29	33	30	31	32	35	30	31	33	30

Q111: Please rank the three most important rights for you.

Universe: National population, 16 to 30 years/
Values in percent "Rank 1, 2, or 3"

Egypt: Three most important rights - Provision by state

	Gender			Education			Marital status		Own budget		Milieu of residence		
	Total	male	female	low	middle	high	single	married	with	without	large city	city	rural
Absence of violence	89	92	87	87	89	92	90	88	88	90	88	99	92
Security of basic needs	89	89	88	89	88	89	88	91	88	89	87	99	88
Basic rights for minorities	84	84	84	86	85	80	85	80	79	86	88	63	63
Freedom of opinion and speech	79	80	78	75	82	78	79	81	78	80	77	97	80
Freedom of assembly	85	94	78	100	83	87	86	83	79	88	86	85	81
Freedom to elect political leaders	81	85	76	81	81	80	84	75	81	81	84	64	70
Freedom of movement	85	88	82	83	85	85	85	84	83	86	86	70	94

Universe: National population, 16 to 30 years/

Q112: Related to these three rights, can the state provide what you need?

Basis: Respondents that ranked the respective item / Values in percent "yes"

Egypt: Preferred political system

	Gender			Education			Marital status		Own budget		Milieu of residence		
	Total	male	female	low	middle	high	single	married	with	without	large city	city	rural
A strong man who governs the country	25	25	25	35	23	22	24	27	21	27	23	28	34
A strong woman who governs the country	1		1	1	1	1	1	1	0	1	1	1	
A religious state based on sharia	5	5	4	6	5	4	5	4	4	5	5	1	4
A socialist system	1	1	1	0	2	1	1	1	1	1	1		1
A combined socialist and Islamic system	2	2	2	1	3	2	3	1	1	3	2		7
A democratic system	51	55	47	37	53	56	53	47	57	48	51	67	36
A combined democratic and Islamic system	7	6	8	7	7	7	7	8	9	6	9	1	0
A system without nation states	1	1	1	1	2	1	1	2	1	1	1		6
Other	1	0	1	0	1	0	1		1	1	1		2
Don't know	7	4	9	12	6	5	6	9	6	7	7	4	11

Q113: If you look around the world, what kind of political system would you prefer?

Universe: National population, 16 to 30 years/
Values in percent

Egypt: Trust in institutions

		Gender		Education			Marital status		Own budget		Milieu of residence		
	Total	male	female	low	middle	high	single	married	with	without	large city	city	rural
Public health system	19	22	15	17	22	15	19	18	15	20	17	27	22
Educational system	18	18	18	16	20	15	18	19	15	19	18	18	20
Media	16	18	14	10	18	15	17	12	14	16	17	11	8
Family	83	82	84	89	81	82	81	88	86	81	81	85	90
United Nations	6	6	6	4	8	5	7	4	5	7	7	3	4
Police	33	31	34	40	34	26	32	33	33	32	28	46	49
Government	35	35	35	49	35	27	34	39	37	34	29	55	59
Trade Unions	8	8	8	4	9	10	9	5	13	6	8	6	12
Parliament	12	13	11	14	13	8	12	12	13	11	11	5	22

Q114: What about your trust in different institutions?

Universe: National population, 16 to 30 years/
Values in percent "trust in institution"

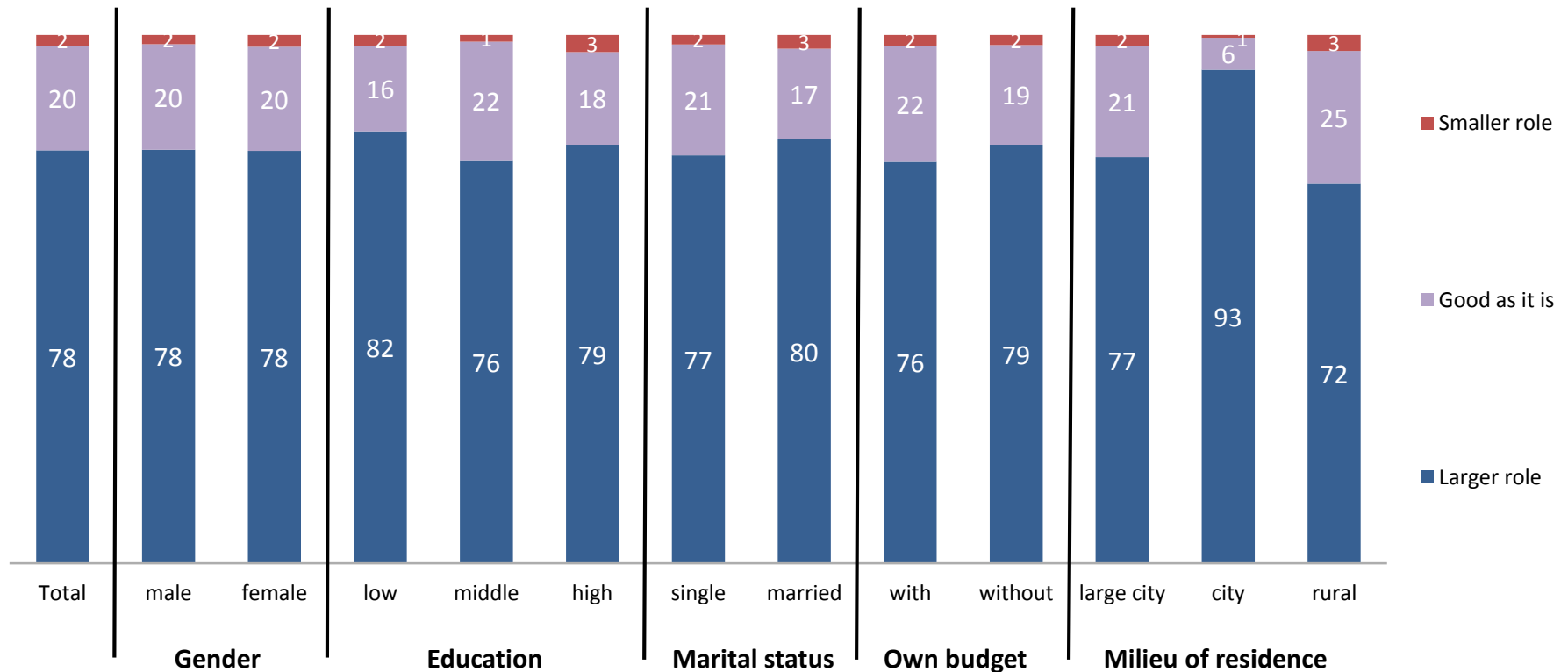
Egypt: Trust in institutions II

	Gender			Education			Marital status		Own budget		Milieu of residence		
	Total	male	female	low	middle	high	single	married	with	without	large city	city	rural
Zawiya	6	5	8	7	6	6	7	5	6	6	7	2	7
Human rights NGOs	11	12	10	11	12	10	12	9	11	11	11	4	18
Neighbourhood associations	11	11	10	7	11	13	11	11	10	11	11	3	15
Tribe	6	6	6	6	8	4	6	5	6	6	6	1	10
Parties	7	9	6	3	9	6	9	4	6	8	8	2	9
Religious organisations	23	24	23	29	21	24	21	29	21	24	22	27	24
Legal system and courts	43	44	42	52	42	39	43	43	41	44	39	56	54
Military	61	60	63	71	61	57	60	66	61	62	57	79	74
Militias (armed groups)	9	8	9	7	9	9	10	6	10	8	9	1	13

Universe: National population, 16 to 30 years/
Values in percent "trust in institution"

Q114: What about your trust in different institutions?

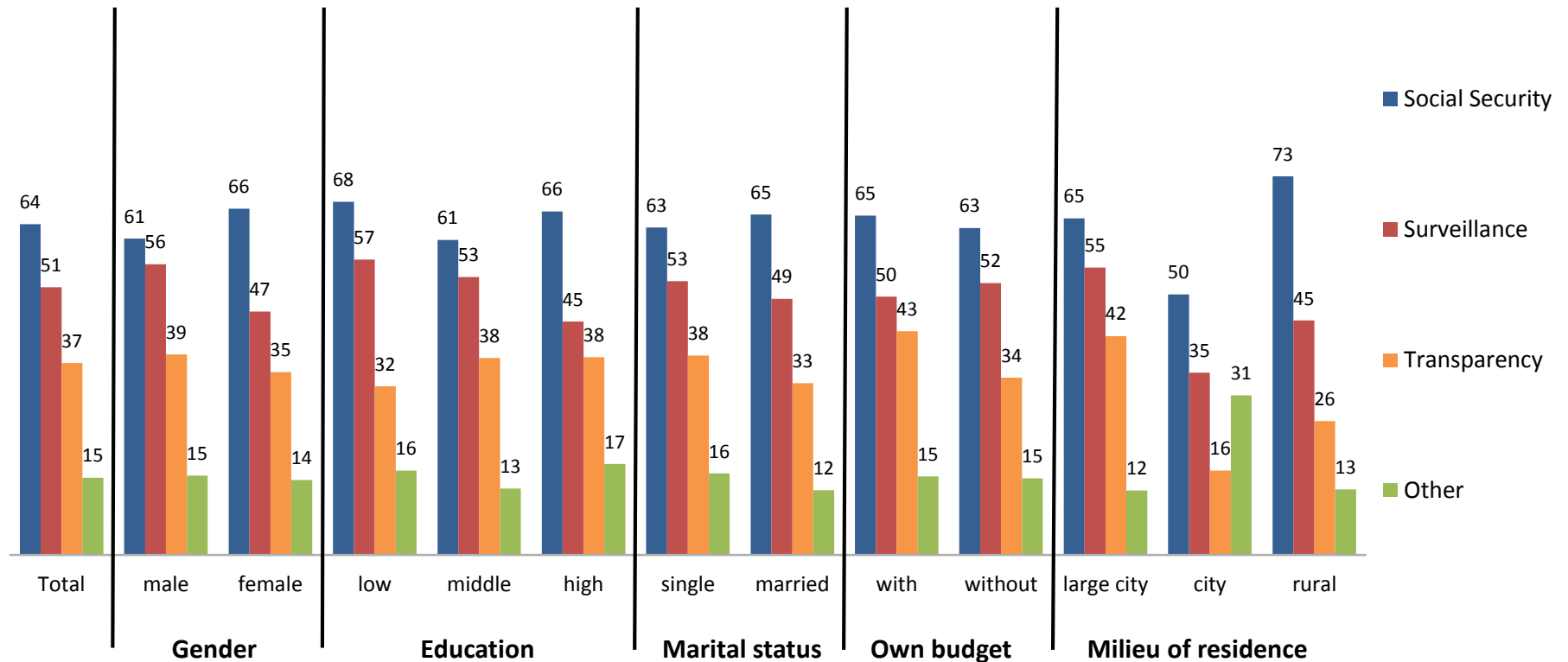
Egypt: Role of state in daily life



Q115: Should the state play a larger or a smaller role in daily life or is it good as it is at the moment?

Universe: National population, 16 to 30 years/
Values in percent

Egypt: Larger role of state in daily life



Q116: If larger: Can you please specify the area where the state should be more present?
Multiple answers possible

Universe: National population, 16 to 30 years/
Basis: Respondents that want the state to have a larger role (Q115)/
Values in percent

Egypt: Events in the MENA region

		Gender		Education			Marital status		Own budget		Milieu of residence		
	Total	male	female	low	middle	high	single	married	with	without	large city	city	rural
Arab Spring	11	14	9	12	12	9	14	6	9	13	12	4	14
Revolution	65	66	65	67	66	64	67	63	68	64	64	88	56
Insurgency	5	5	5	3	6	4	5	5	3	6	5	2	6
Riot	7	7	6	10	6	6	6	7	7	7	8	2	3
Rebellion	6	6	6	6	7	5	6	5	5	6	7	3	3
Uprising	5	4	7	3	4	9	5	5	5	6	6		4
Civil war	8	9	8	11	9	6	9	8	6	10	8	2	15
Foreign intervention	14	15	13	19	16	9	14	15	7	18	14	5	26
Coup d'état (<i>inqilab</i>)	7	7	7	10	7	5	7	9	5	8	7	1	12
Anarchy (<i>fawda</i>)	12	11	12	14	10	13	10	17	12	12	12	8	12
Popular movement (<i>haraka sha'biyya</i>)	7	8	5	6	7	6	7	5	11	5	8	1	3
Other	1	1	2	3	1	1	1	3	1	1	1		2

Q118: How do you term the events that are taking place in the MENA region since late 2010/early 2011? Multiple answers possible

Universe: National population, 16 to 30 years/
Values in percent

Egypt: Statements on events I

	Gender			Education			Marital status		Own budget		Milieu of residence		
	Total	male	female	low	middle	high	single	married	with	without	large city	city	rural
The events did not change anything	46	44	49	51	42	50	46	46	45	47	47	34	55
The events are continuing	43	42	44	39	43	46	43	43	46	42	43	50	41
The events were started by the youth and then hijacked by others	56	55	58	53	56	58	58	51	62	53	54	77	48
The events united the youth globally	36	39	34	34	36	38	37	35	39	35	36	36	38
The events were of great importance for myself	37	40	33	35	37	37	35	41	41	35	35	47	35
The events were enabled by the secular youth	28	29	28	31	26	30	28	28	30	27	26	40	29
The Muslim Brotherhood made the events happen	22	24	21	23	24	20	23	22	21	23	23	12	29
The Islamists are strengthened by the events	21	19	23	25	21	19	21	21	17	23	20	16	30
The events changed my life	29	32	26	32	27	31	29	31	29	29	27	48	29

Universe: National population, 16 to 30 years/
Values in percent "agree"

Q119: Now, talking about these events, how would you judge the following statements?

Egypt: Statements on events II

	Gender			Education			Marital status		Own budget		Milieu of residence		
	Total	male	female	low	middle	high	single	married	with	without	large city	city	rural
With the events we are better off today	24	25	23	28	24	21	23	26	26	23	20	48	29
The events enabled Islamic solidarity to grow	18	18	19	17	18	20	18	19	13	21	18	14	27
The events enabled the secular forces to grow	23	24	22	24	23	23	23	23	23	23	22	24	29
The events brought the Arab people closer to each other	26	28	24	27	27	23	26	27	26	26	27	21	25
The events are responsible for widespread violence	44	42	46	54	38	48	41	51	47	42	41	61	44
International actors have supported Arab regimes too long	24	26	22	28	23	24	24	26	27	23	25	25	21
External actors instigated the events	31	32	30	35	29	34	30	35	34	30	30	41	30
International actors have worked long for the Arab regimes to fall	32	33	32	37	30	33	30	38	33	32	31	44	30
The US wanted to stir up the whole region	38	38	39	45	38	36	37	42	43	36	36	66	30

Universe: National population, 16 to 30 years/
Values in percent "agree"

Q119: Now, talking about these events, how would you judge the following statements?

Egypt: Statements on role in society

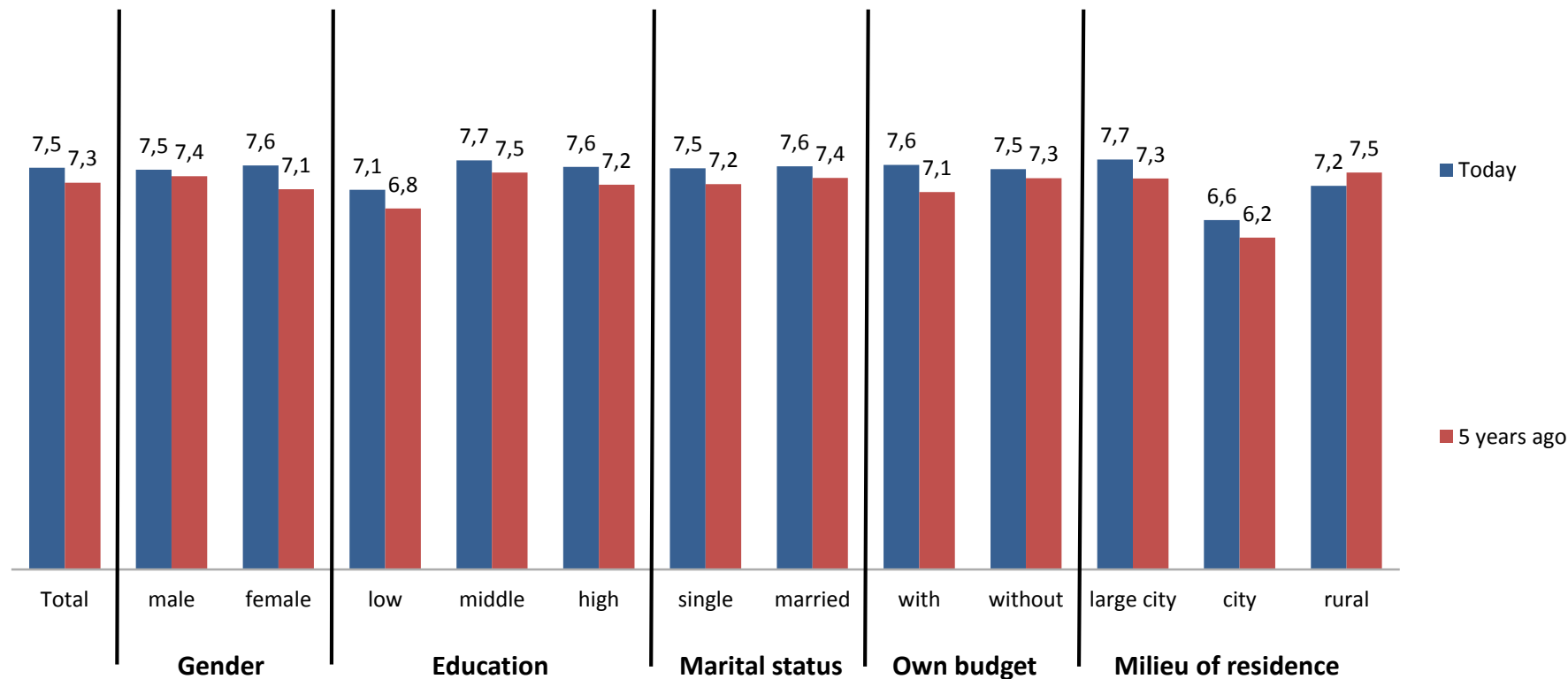
		Gender		Education			Marital status		Own budget		Milieu of residence		
	Total	male	female	low	middle	high	single	married	with	without	large city	city	rural
I perceive myself as a citizen with the same rights as all other citizens	7,3	7,3	7,3	7,6	7,2	7,3	7,2	7,7	7,6	7,2	7,5	5,7	7,5
In this society not everybody has the same rights	6,0	6,0	5,9	6,4	6,0	5,7	6,1	5,6	5,8	6,1	6,2	4,4	5,9
I feel excluded from society	5,0	5,0	5,0	4,8	5,0	5,0	5,1	4,8	5,1	5,0	5,4	2,3	5,1
I am part of a minority	4,5	4,6	4,3	4,2	4,6	4,3	4,6	4,0	4,2	4,6	4,7	2,2	4,7

Q120: Please, consider the following statements. Do you rather disagree or agree?
Scale from 1 (Completely disagree) through 10 (Completely agree)

Universe: National population, 16 to 30 years/
Average values

SOCIETY AND IDENTITY

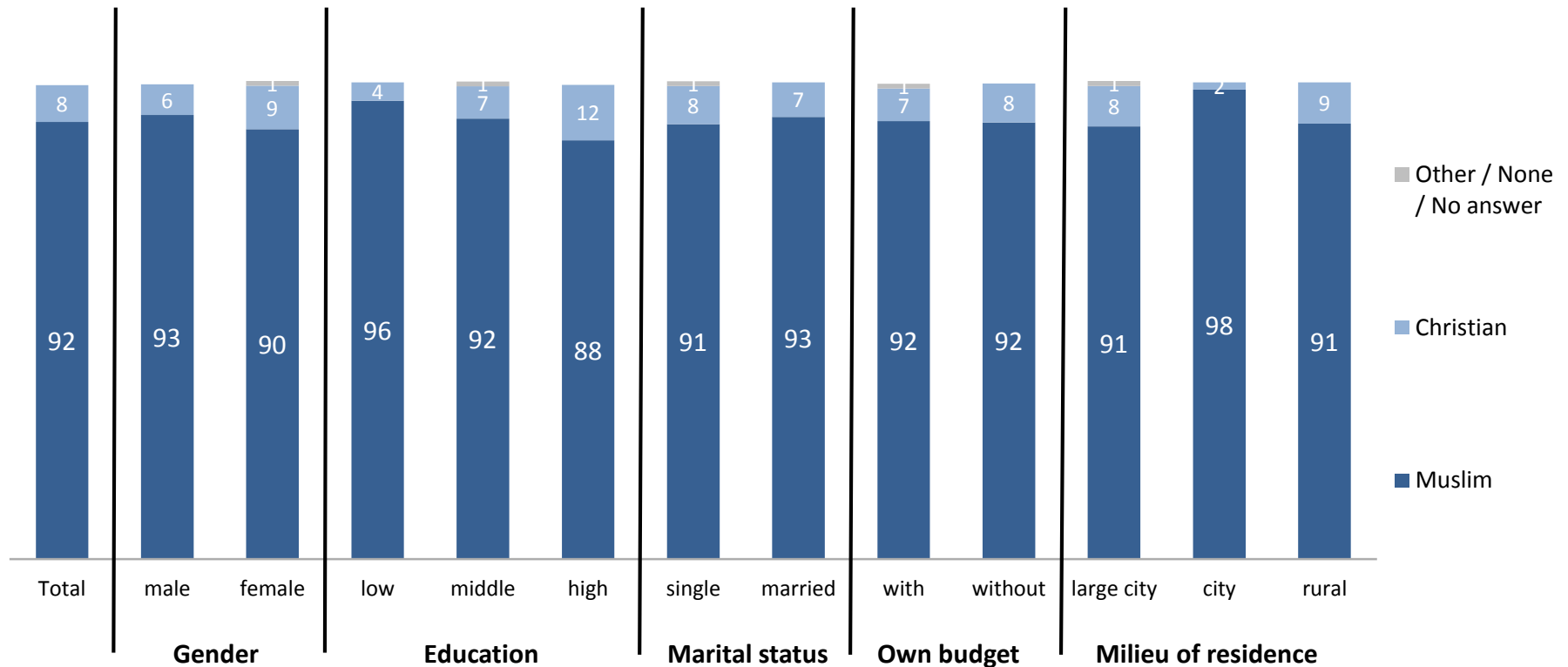
Egypt: Religion



Q121a: How religious are you today, on a scale from 1 = not religious at all to 10 = very religious?
Q121b: How religious were you 5 years ago, on a scale from 1 = not religious at all to 10 = very religious?

Universe: National population, 16 to 30 years/
Average values

Egypt: Religious conviction



Q122: Would you tell me your religious conviction?

Universe: National population, 16 to 30 years/
Values in percent

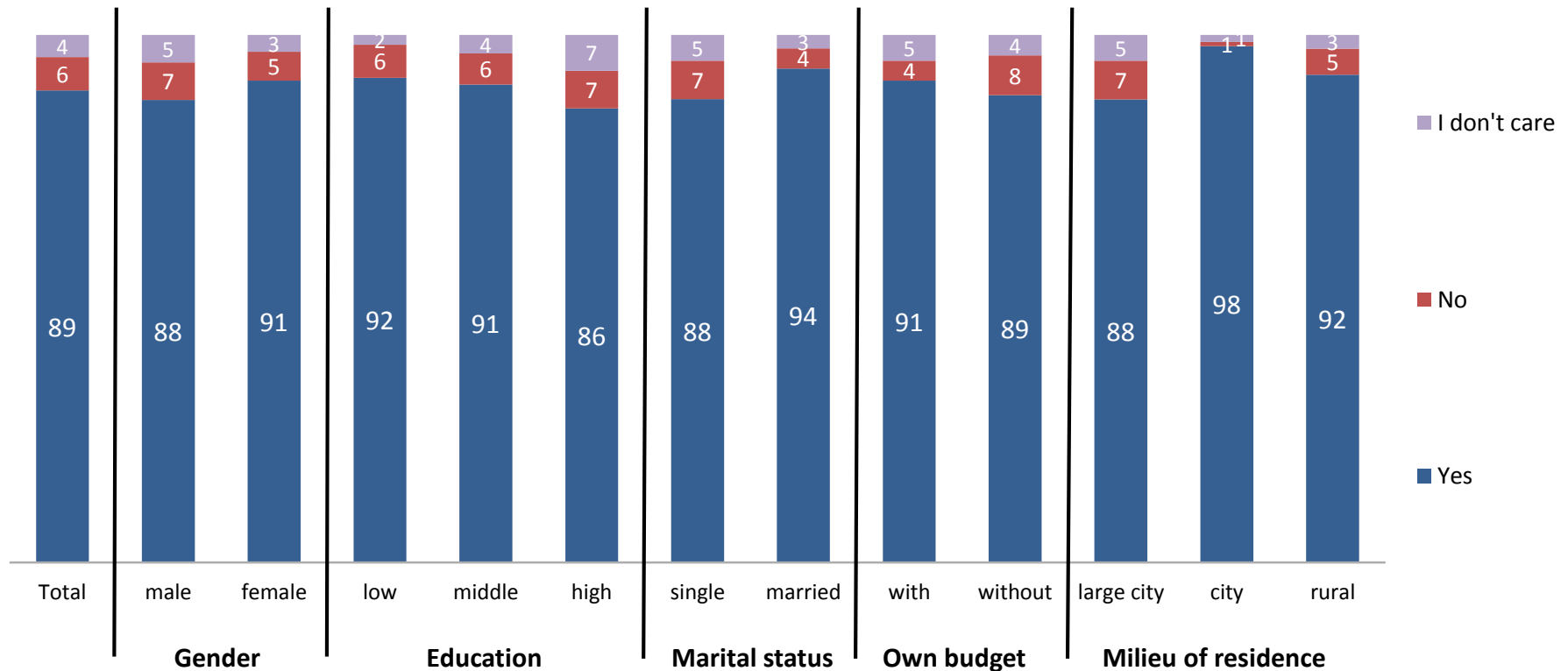
Egypt: Religious signs

	Gender			Education			Marital status		Own budget		Milieu of residence		
	Total	male	female	low	middle	high	single	married	with	without	large city	city	rural
Prayer bump	11	17	5	12	10	11	11	11	14	9	11	8	10
Headscarf (for women only)	35		70	45	30	37	30	46	32	36	36	39	24
Niqâb (for women only)	3		6	4	2	3	2	6	3	3	2	8	3
Tattoo	1	1	0		1		1	1	0	1	0		3
Cross	8	6	9	4	7	12	8	8	8	8	8	10	6
Short djellaba (for men only)	1	2		1	2	1	1	1	1	1	1		5
None	30	55	6	25	35	27	34	22	36	28	31	26	35
Other	18	21	15	16	18	19	18	17	11	21	16	28	20

Q123: Which visible signs of your religious orientation are you wearing/using?
(Interviewer: observe, don't ask.)

Universe: National population, 16 to 30 years/
Values in percent

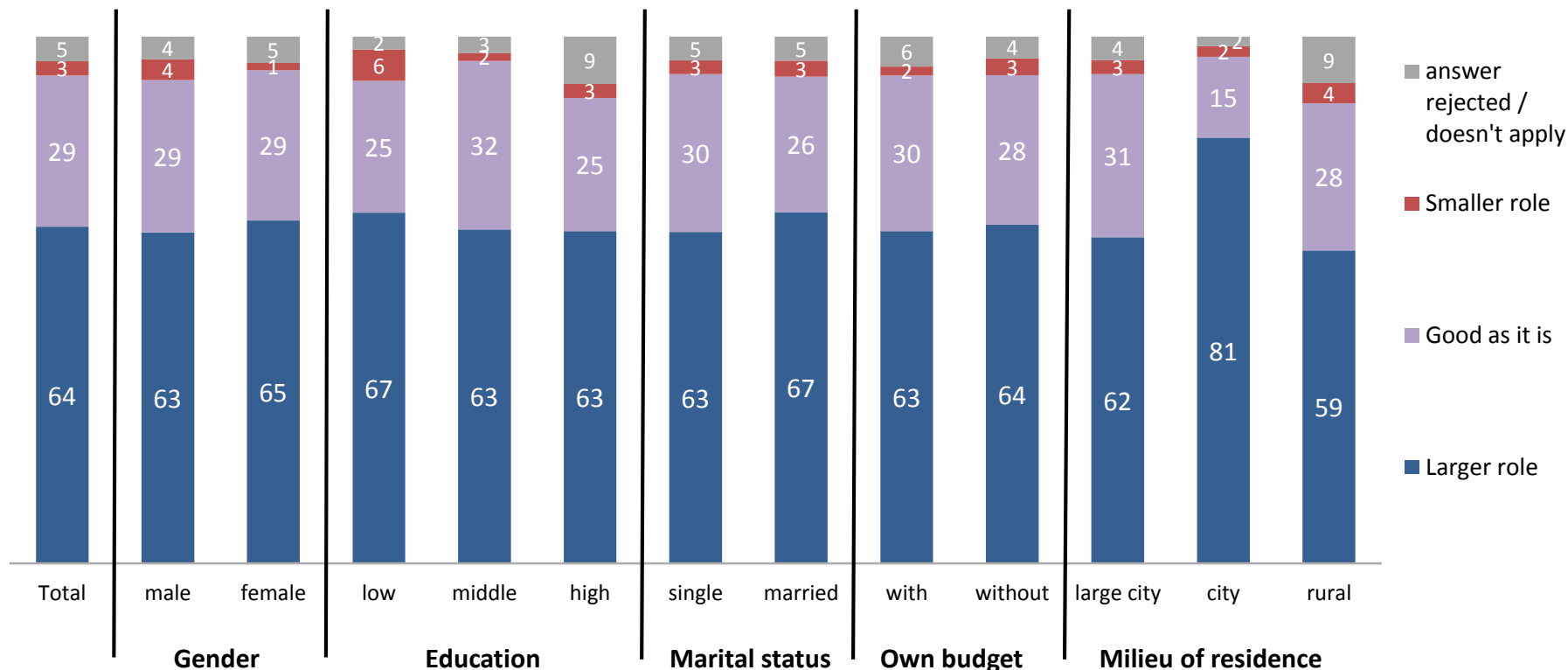
Egypt: Religion as private matter



Q124: What do you think? "Religion is a private matter and nobody should interfere."

Universe: National population, 16 to 30 years/
Values in percent

Egypt: Role of Islam



Q125: Should Islam play a larger or a smaller role in daily life, or is it good as it is at the moment? (Auto-code 'does not apply' for non-Muslims)

Universe: National population, 16 to 30 years/
Values in percent

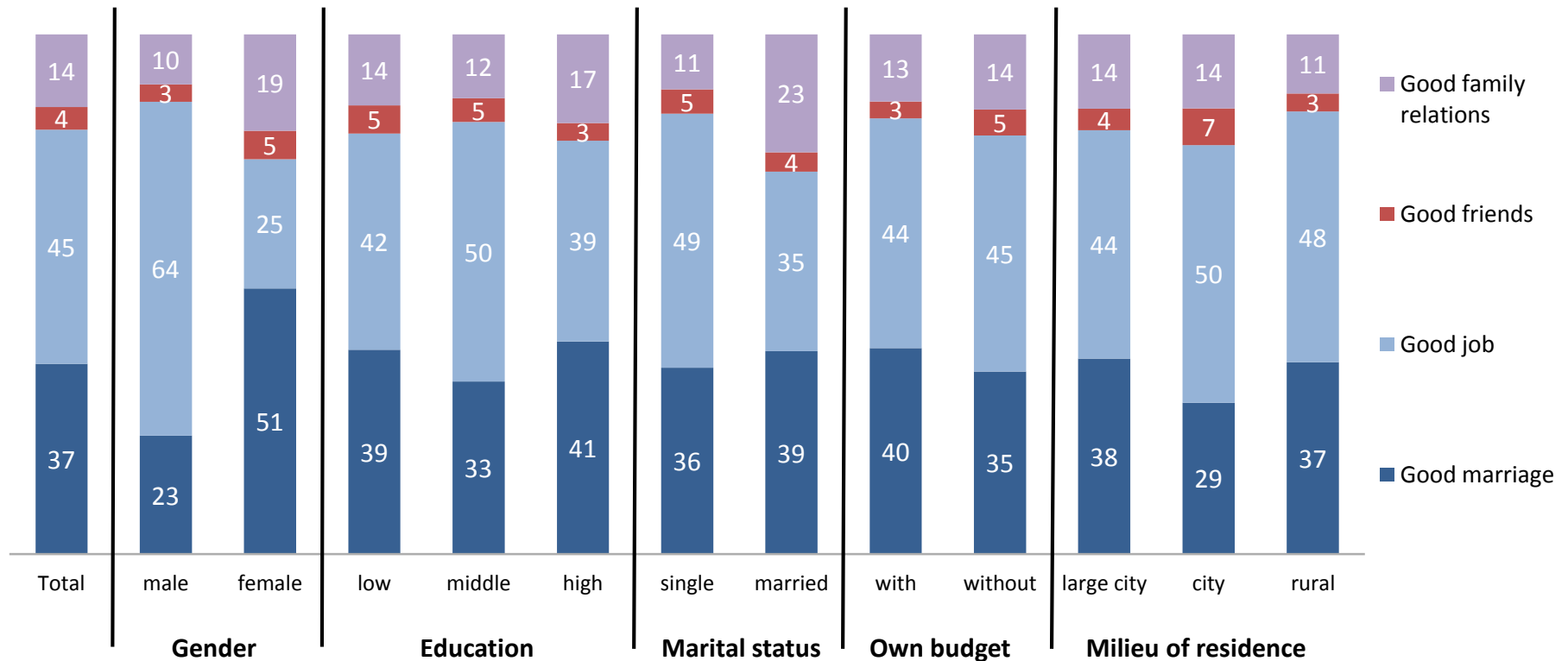
Egypt: Attachment to groups

	Gender			Education			Marital status		Own budget		Milieu of residence		
	Total	male	female	low	middle	high	single	married	with	without	large city	city	rural
Your national community	6,7	6,9	6,5	6,7	6,9	6,4	6,7	6,8	6,9	6,6	7,0	4,1	7,0
Your religious community	6,9	6,9	6,9	6,8	7,0	6,8	6,9	7,0	6,9	6,9	7,2	4,9	7,1
The Arab nation	5,4	5,5	5,2	5,0	5,5	5,3	5,5	5,1	5,3	5,4	5,8	2,6	5,1
Your tribal community	5,3	5,5	5,0	5,2	5,4	5,1	5,4	5,1	5,3	5,3	5,6	2,5	5,5
People of your region	7,1	7,4	6,8	7,3	7,3	6,7	7,2	7,1	7,3	7,1	7,3	5,8	7,1
Your family	8,5	8,4	8,6	8,8	8,5	8,4	8,4	8,7	8,6	8,5	8,5	8,6	8,4
Young people around the world	4,4	4,9	3,9	3,5	4,8	4,2	4,7	3,5	4,3	4,4	4,8	2,3	4,0

Q126: What about your attachments to different groups. Do you feel attached to...?
Scale from 1 = not attached at all through 10 =Totally attached

Universe: National population, 16 to 30 years/
Average values

Egypt: Personal future



Q127: What is most important for your personal future?

Universe: National population, 16 to 30 years/
Values in percent

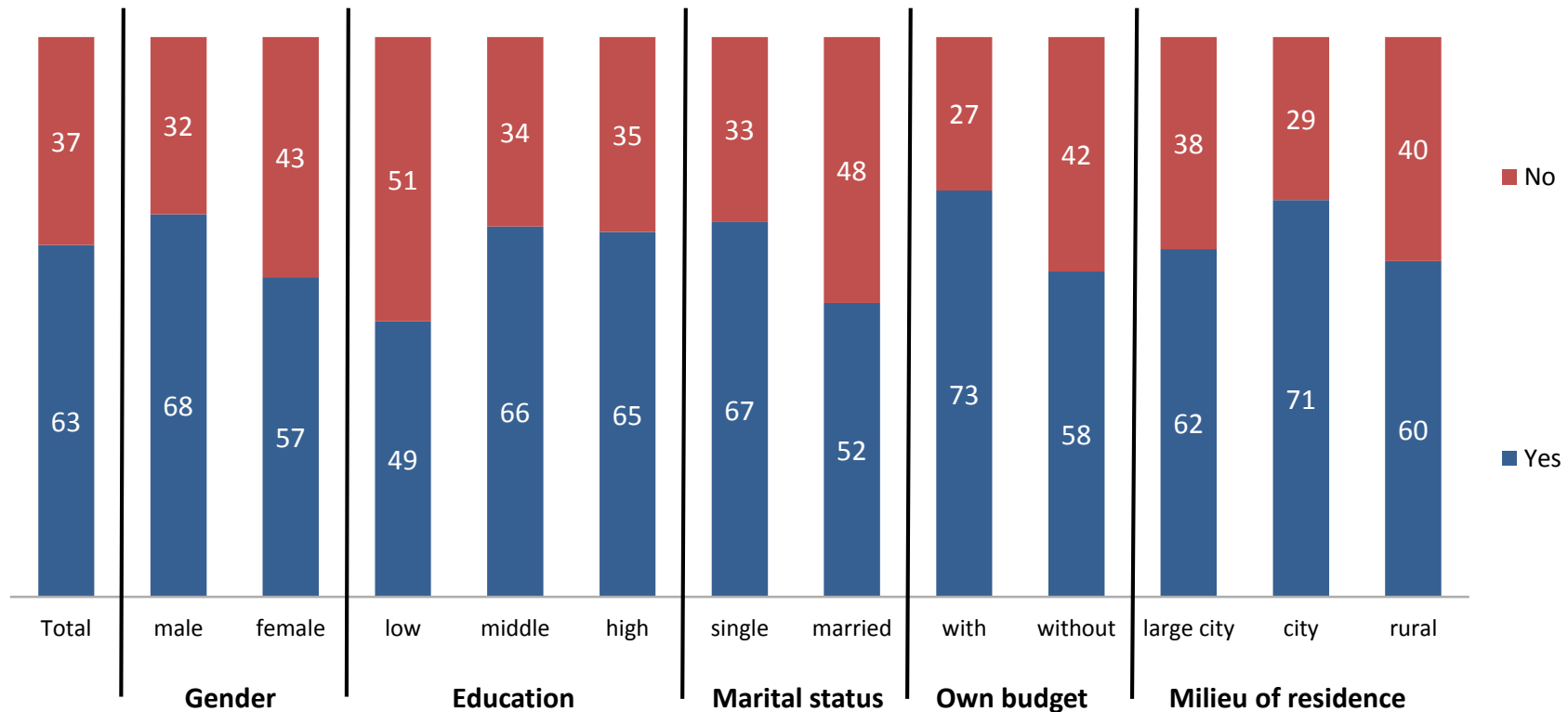
Egypt: Connection to young people

	Gender			Education			Marital status		Own budget		Milieu of residence		
	Total	male	female	low	middle	high	single	married	with	without	large city	city	rural
Music scene	37	39	34	20	41	39	42	23	38	36	40	20	32
Soccer	51	77	22	37	56	49	57	34	53	49	51	57	40
Other sports	36	51	21	28	40	35	43	19	34	38	36	51	28
Human rights movements	12	15	10	5	13	16	14	7	11	13	13	8	12
Fashion	44	36	52	34	42	53	47	37	40	46	44	56	33
Gaming	42	48	36	29	46	42	48	26	44	41	42	53	29
Travel	35	39	31	23	37	38	39	26	34	35	35	44	24
Religious groups	22	22	22	17	24	22	23	20	17	25	22	8	38
Other	20	20	20	15	21	23	21	19	17	22	19	37	14

Q128: Do you feel connected to young people in other countries who share the same interests?

Universe: National population, 16 to 30 years/
Values in percent "yes"

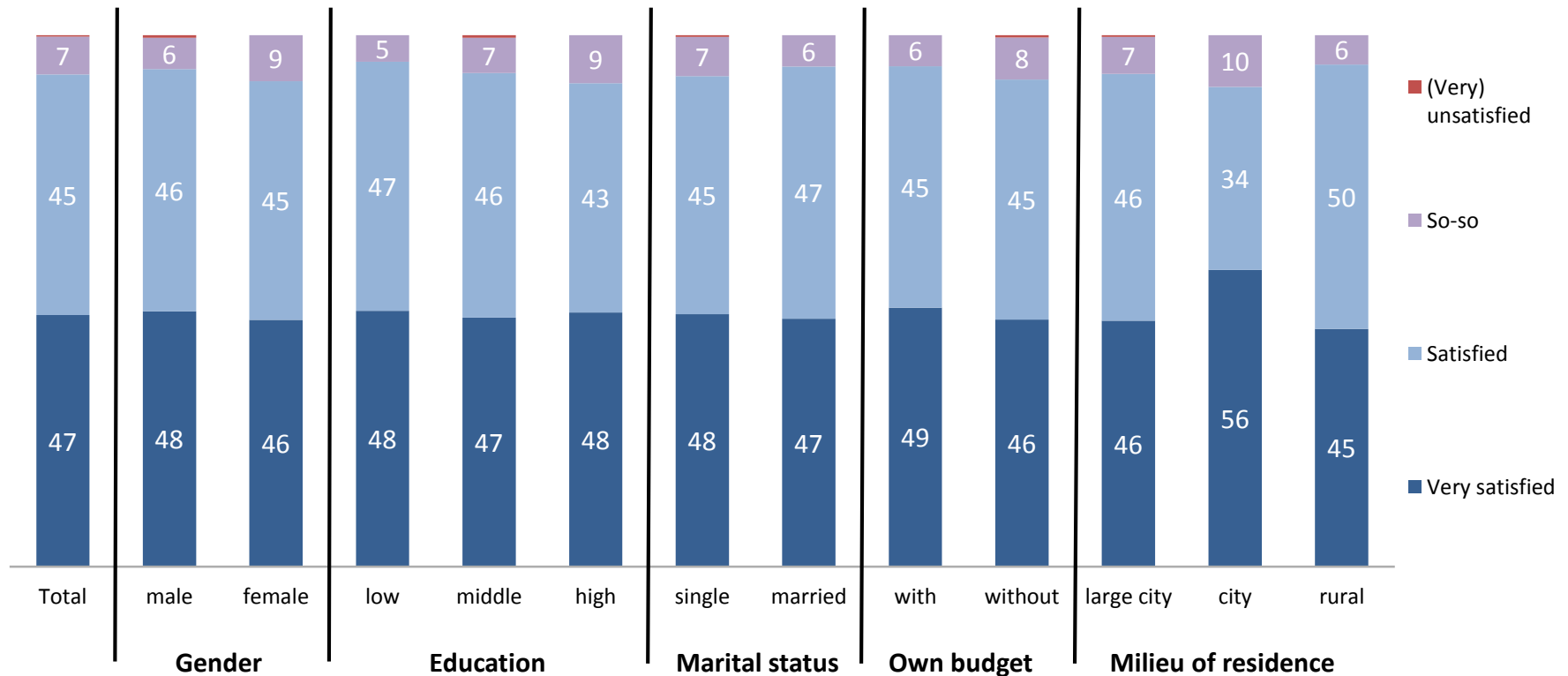
Egypt: Part of a clique



Q129: Are you part of a fixed group of friends – a “clique” – that is meeting frequently and where everybody knows one another very well?

Universe: National population, 16 to 30 years/
Values in percent

Egypt: Clique satisfaction



Q130: How satisfied are you with your circle of friends?

Universe: National population, 16 to 30 years/
Basis: Respondents that are part of a clique (Q129)/
Values in percent

Egypt: Importance of aspects I

	Gender			Education			Marital status		Own budget		Milieu of residence		
	Total	male	female	low	middle	high	single	married	with	without	large city	city	rural
Respecting law and order	8,5	8,5	8,5	8,6	8,5	8,5	8,4	8,7	8,7	8,4	8,5	9,1	8,3
Achieving a high standard of living	8,2	8,1	8,2	8,4	8,0	8,3	8,2	8,3	8,5	8,1	8,2	8,7	7,5
Paying attention to the codes of honour and shame	8,3	8,2	8,4	8,4	8,3	8,4	8,2	8,5	8,5	8,2	8,3	8,8	8,1
Having power and exerting influence	5,9	6,3	5,6	5,9	6,1	5,7	6,0	5,8	5,8	6,0	6,3	3,0	6,6
Developing my own imagination and creativity	7,3	7,3	7,2	7,3	7,3	7,2	7,3	7,0	7,2	7,3	7,2	7,3	7,4
Aiming for more security	8,0	7,9	8,1	8,1	7,9	8,1	8,0	8,0	8,3	7,9	8,0	8,1	7,6
Acting independent from the advices of others	7,1	7,2	7,1	7,1	7,2	7,1	7,2	7,0	7,1	7,2	7,2	6,5	7,5

Q131: As individuals we have imaginations and visions about our personal life, our attitudes and behavior. If you reflect about possible achievements in your life, how important are the following points for you, on a scale from 1 = absolutely unimportant to 10 = absolutely important?

Universe: National population, 16 to 30 years/
Average values

Egypt: Importance of aspects II

	Gender			Education			Marital status		Own budget		Milieu of residence		
	Total	male	female	low	middle	high	single	married	with	without	large city	city	rural
Supporting socially excluded and marginalised people	6,9	7,0	6,8	6,9	7,0	6,8	7,0	6,7	7,0	6,8	7,0	5,8	7,0
Pursuing my own agenda, even if against interest of others	5,5	5,9	5,2	5,4	5,7	5,3	5,6	5,4	5,3	5,7	5,9	2,4	6,1
Being diligent, hardworking and ambitious	7,8	7,7	7,9	7,8	7,7	7,9	7,8	7,8	8,0	7,7	7,8	8,0	7,8
Tolerating opinions that I actually would not agree with	7,5	7,5	7,5	7,5	7,4	7,6	7,4	7,7	7,8	7,4	7,5	7,5	7,6
Engaging in politics	6,0	6,6	5,5	6,1	6,3	5,7	6,2	5,7	5,9	6,1	6,0	5,5	6,8
Being able to select my partner by myself	7,9	7,9	8,0	8,0	7,8	8,1	7,9	7,9	8,3	7,7	7,9	8,5	7,4
Enjoying life as much as possible	7,9	7,8	7,9	8,1	7,7	8,0	7,8	8,1	8,1	7,8	7,9	7,9	7,6

Q131: As individuals we have imaginations and visions about our personal life, our attitudes and behavior. If you reflect about possible achievements in your life, how important are the following points for you, on a scale from 1=absolutely unimportant to 10=absolutely important?

Universe: National population, 16 to 30 years/
Average values

Egypt: Importance of aspects III

	Gender			Education			Marital status		Own budget		Milieu of residence		
	Total	male	female	low	middle	high	single	married	with	without	large city	city	rural
Doing what the others do	6,3	6,6	6,0	6,3	6,5	6,2	6,4	6,3	6,3	6,4	6,3	5,7	7,1
Safeguarding the traditions of my home-country	7,4	7,4	7,4	7,6	7,5	7,4	7,5	7,4	7,7	7,3	7,4	7,6	7,4
Engaging in a good family life	7,9	7,8	8,1	8,1	7,8	8,1	7,8	8,2	8,2	7,8	8,0	8,1	7,4
Being proud of the history of my country	7,8	7,7	7,9	8,2	7,7	7,8	7,8	8,0	8,1	7,7	7,8	8,1	7,5
Avoiding Westernisation	6,9	7,0	6,9	7,2	7,0	6,7	6,9	7,0	7,0	6,9	6,9	7,1	7,3
Having a partner that I can trust in	8,1	7,9	8,2	8,4	7,8	8,2	7,9	8,3	8,3	7,9	8,1	8,4	7,6
Having good friends, who appreciate and accept me	7,8	7,7	7,9	7,8	7,8	8,0	7,8	7,9	8,1	7,7	7,8	8,3	7,6

Q131: As individuals we have imaginations and visions about our personal life, our attitudes and behavior. If you reflect about possible achievements in your life, how important are the following points for you, on a scale from 1=absolutely unimportant to 10=absolutely important?

Universe: National population, 16 to 30 years/
Average values

Egypt: Importance of aspects IV

	Gender			Education			Marital status		Own budget		Milieu of residence		
	Total	male	female	low	middle	high	single	married	with	without	large city	city	rural
Being connected with others	7,6	7,7	7,6	7,8	7,6	7,6	7,6	7,7	7,8	7,6	7,6	8,1	7,6
Living consciously a healthy life	7,9	7,8	7,9	7,9	7,8	7,9	7,8	8,0	8,3	7,6	7,9	8,1	7,6
Allowing my decision to be guided by my emotions	6,6	6,8	6,4	6,6	6,7	6,3	6,6	6,5	6,5	6,6	6,5	6,2	7,3
Being financially independent from others	7,6	7,6	7,6	7,9	7,4	7,8	7,6	7,8	7,9	7,5	7,6	7,9	7,4
Acting environmentally conscious in any circumstance	7,5	7,5	7,5	7,6	7,5	7,5	7,5	7,6	7,8	7,4	7,6	6,9	7,3
Believing in God	8,5	8,4	8,7	8,8	8,4	8,6	8,4	8,8	8,7	8,4	8,6	8,3	8,3
Spreading the message of Islam	7,6	7,6	7,6	7,6	7,6	7,6	7,6	7,6	8,0	7,4	7,6	7,9	7,2

Q131: As individuals we have imaginations and visions about our personal life, our attitudes and behavior. If you reflect about possible achievements in your life, how important are the following points for you, on a scale from 1=absolutely unimportant to 10=absolutely important?

Universe: National population, 16 to 30 years/
Average values

Egypt: Contact in case of need for money

	Gender			Education			Marital status		Own budget		Milieu of residence		
	Total	male	female	low	middle	high	single	married	with	without	large city	city	rural
My partner	20	10	31	30	13	28	7	55	21	20	21	22	16
Family	82	87	78	81	85	80	86	73	82	83	82	80	88
Friends	33	41	24	29	37	29	37	22	32	33	35	26	27
Neighbours	5	6	4	4	5	5	5	4	5	4	5	3	1
Awlâd bled	1	2	1	0	1	1	1	1	1	1	1	1	2
Internet platforms	1	1	1	0	1	1	1	1	0	1	1		
Religious scholars	0	0		0	0	0	0		0	0	0		
Public institutions	1	1	1	0	1	1	1	0	1	1	1	2	
Private initiatives	0	0	1	0	0	1	1			1	0		1
Nobody	1	1	1	2	1	1	1	2	1	1	1	1	2
Other	1	0	1	1	1	0	1	0	0	1	1		1

Q132: Whom do you approach in case you need money?
Multiple answers possible

Universe: National population, 16 to 30 years/
Values in percent

Egypt: Contact in case of job-seeking

		Gender		Education			Marital status		Own budget		Milieu of residence		
	Total	male	female	low	middle	high	single	married	with	without	large city	city	rural
My partner	10	7	13	13	7	12	6	20	6	11	9	12	13
Family	40	46	34	47	43	32	43	33	37	42	39	33	53
Friends	44	51	35	43	44	43	45	39	44	43	46	33	39
Neighbours	12	13	10	10	13	10	12	10	9	13	11	21	9
Awlâd bled	8	11	6	7	11	6	10	5	6	9	8	19	5
Internet platforms	23	25	22	13	23	30	26	17	26	22	22	51	7
Religious scholars	2	2	1		2	1	2	0	1	2	2	1	
Public institutions	19	19	19	16	20	20	20	17	20	19	17	35	17
Private initiatives	6	8	5	3	8	6	7	3	4	7	6	6	4
Nobody	5	3	8	5	4	7	3	11	5	6	6	1	6
Other	1	1	2	2	1	1	1	2	1	1	2		

Q132: Whom do you address in case you are looking for work?
Multiple answers possible

Universe: National population, 16 to 30 years/
Values in percent

Egypt: Contact in case of sickness

	Gender			Education			Marital status		Own budget		Milieu of residence		
	Total	male	female	low	middle	high	single	married	with	without	large city	city	rural
My partner	20	16	24	32	14	24	9	51	22	19	19	24	26
Family	69	71	68	73	71	65	74	58	69	70	67	77	77
Friends	21	27	14	16	24	20	26	9	20	22	22	25	12
Neighbours	3	3	3	2	3	3	3	2	2	3	3	4	1
Awlâd bled	1	2	1		2	1	1	2	1	2	1	1	3
Internet platforms	1	1	1		1	0	1			1	1	1	1
Religious scholars	0	0	1		1	0	1		0	0	0	1	
Public institutions	16	15	16	12	15	18	15	18	18	15	19	4	7
Private initiatives	3	3	2	2	1	6	2	5	3	3	4		
Nobody	0	0	1	0	0	1	0			1	0		
Other	1	1	1		1	0	1	0	0	1	1		

Q132: Whom do you address in case you are sick?
Multiple answers possible

Universe: National population, 16 to 30 years/
Values in percent

Egypt: Contact in case of personal problems

	Gender			Education			Marital status		Own budget		Milieu of residence		
	Total	male	female	low	middle	high	single	married	with	without	large city	city	rural
My partner	25	20	31	37	19	29	13	57	26	25	25	24	31
Family	68	73	64	71	69	66	68	69	66	69	70	60	64
Friends	47	53	40	37	51	45	53	29	53	44	46	62	34
Neighbours	3	3	2	3	3	2	2	4	2	3	2	3	3
Awlâd bled	1	1	1	0	1	0	1	1	1	1	1		1
Internet platforms	1	1	1		1	1	1	1		1	1		
Religious scholars	3	4	3		5	3	4	2	2	4	4	1	3
Public institutions	0	0	1	0	1		1	0	0	1	1		1
Private initiatives	1	1	0	1	1	0	1		0	1	1	1	
Nobody	2	2	2	3	0	4	2	1	2	2	2	2	2
Other	1	1	1	0	1	1	1		0	1	1		

Q132: Whom do you address in case of personal problems?
Multiple answers possible

Universe: National population, 16 to 30 years/
Values in percent

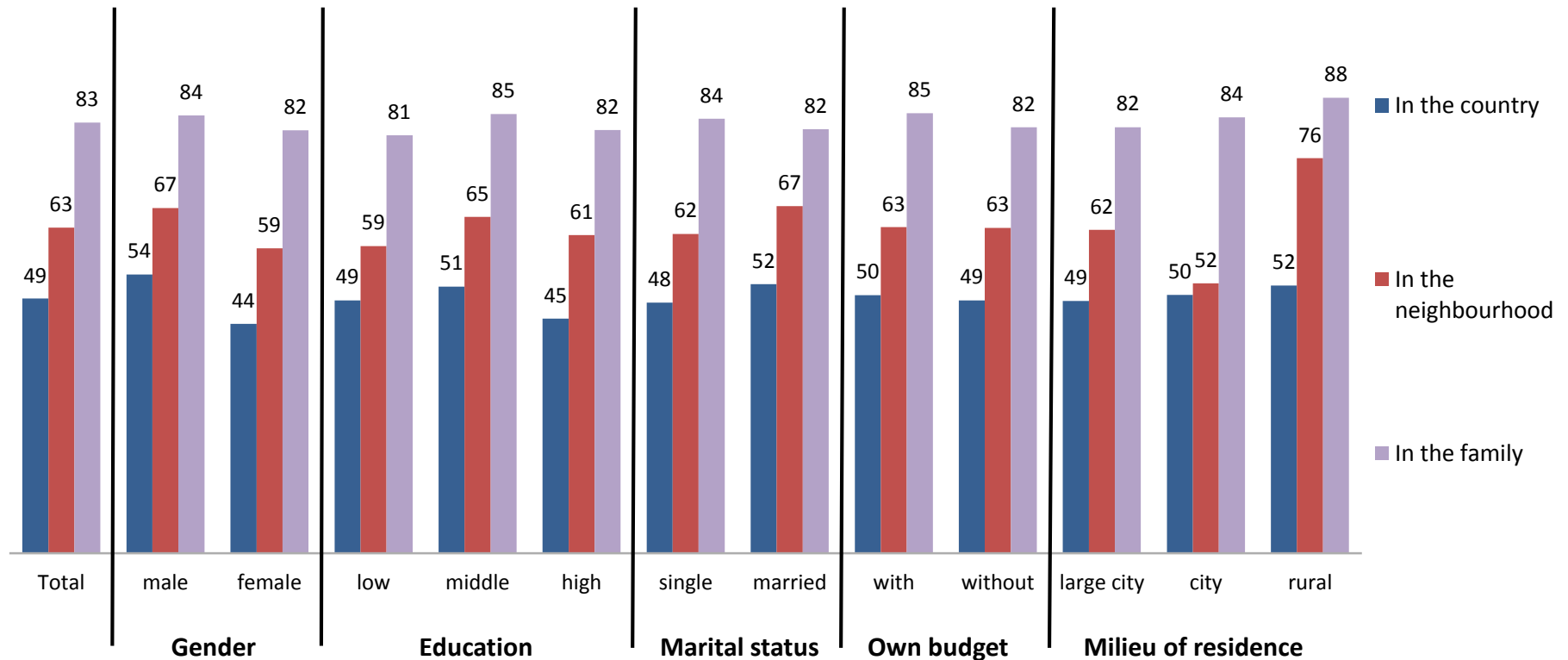
Egypt: Family life

	Total	male	female	low	middle	high	single	married	with	without	large city	city	rural
One needs a family	91	90	92	93	91	91	89	98	90	92	89	96	99
One can live alone and be happy	5	6	5	3	5	7	7	2	4	6	7	2	1
Alone, one definitely is happier	1	1	1	2	1	1	1		2	1	1		
Not sure	2	2	2	2	3	1	3	1	4	1	3	2	

Q133: Do you believe that one needs a family to live a happy life or can one be as happy or even happier living alone?

Universe: National population, 16 to 30 years/
Values in percent

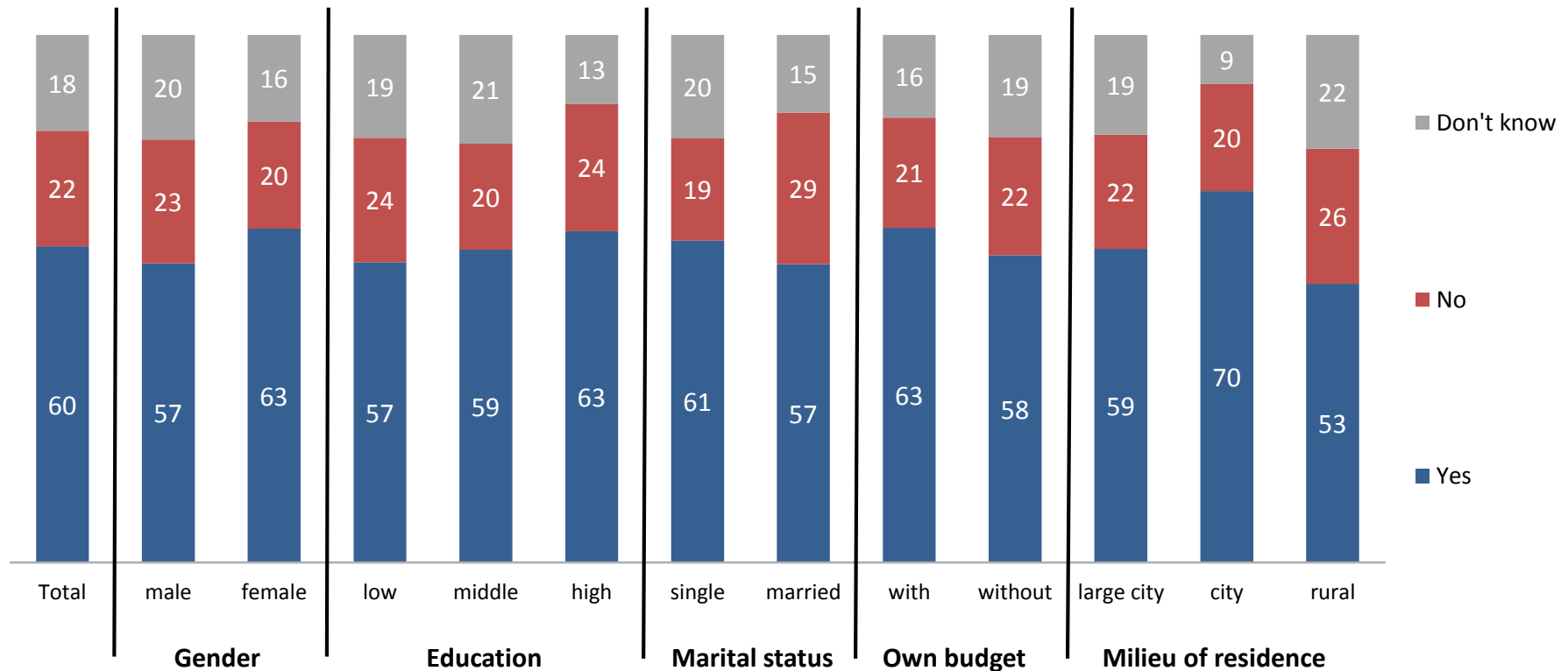
Egypt: Harmony between men and women



Q134: How would you describe the relations between men and women in your country / in your neighbourhood / in your family? (In harmony or in tension?)

Universe: National population, 16 to 30 years/
Values in percent answer "in harmony" /
missing values "in tension" and "don't know"

Egypt: Finding a partner



Q135: Has it become more difficult to find a partner in recent years?

Universe: National population, 16 to 30 years/
Values in percent

Egypt: Finding a partner: men

	Gender			Education			Marital status		Own budget		Milieu of residence		
	Total	male	female	low	middle	high	single	married	with	without	large city	city	rural
Women demand higher financial security	61	61		61	62	58	59	69	67	57	70	17	44
Women no longer accept traditional rules	25	25		42	20	28	24	30	36	19	28	8	24
Women demand new models of partnership	13	13		22	12	10	13	14	19	9	15	6	8
Women have become too demanding	32	32		41	25	41	33	29	38	29	32	19	47
Lack of trust	33	33		51	32	29	32	38	30	35	28	47	51
Other	6	6		3	8	4	7	4	6	6	3	29	3

Q136: Why has it become more difficult to find a partner in recent years?
Multiple answers possible

Universe: National population, 16 to 30 years/
Basis: Men (Q003) that find it more difficult to find a partner (Q135)/ Values in percent

Egypt: Finding a partner: women

		Gender		Education			Marital status		Own budget		Milieu of residence		
	Total	male	female	low	middle	high	single	married	with	without	large city	city	rural
Men are increasingly poor and cannot take care of a family	56		56	49	61	54	54	62	47	60	56	46	72
Men are not ready to accept an educated woman	16		16	11	16	20	15	18	19	14	17	14	8
Men's moral standards are decaying.	32		32	28	29	38	31	33	28	34	34	30	18
Men have become too demanding	16		16	9	14	23	15	18	17	15	15	21	12
Lack of trust	41		41	58	37	34	42	40	49	37	40	32	54
Other	6		6	10	5	5	7	4	8	5	5	12	6

Q137: Why has it become more difficult to find a partner in recent years:?

Multiple answers possible

Universe: National population, 16 to 30 years/

Basis: Women (Q003) that find it more difficult to find a partner (Q135)/ Values in percent

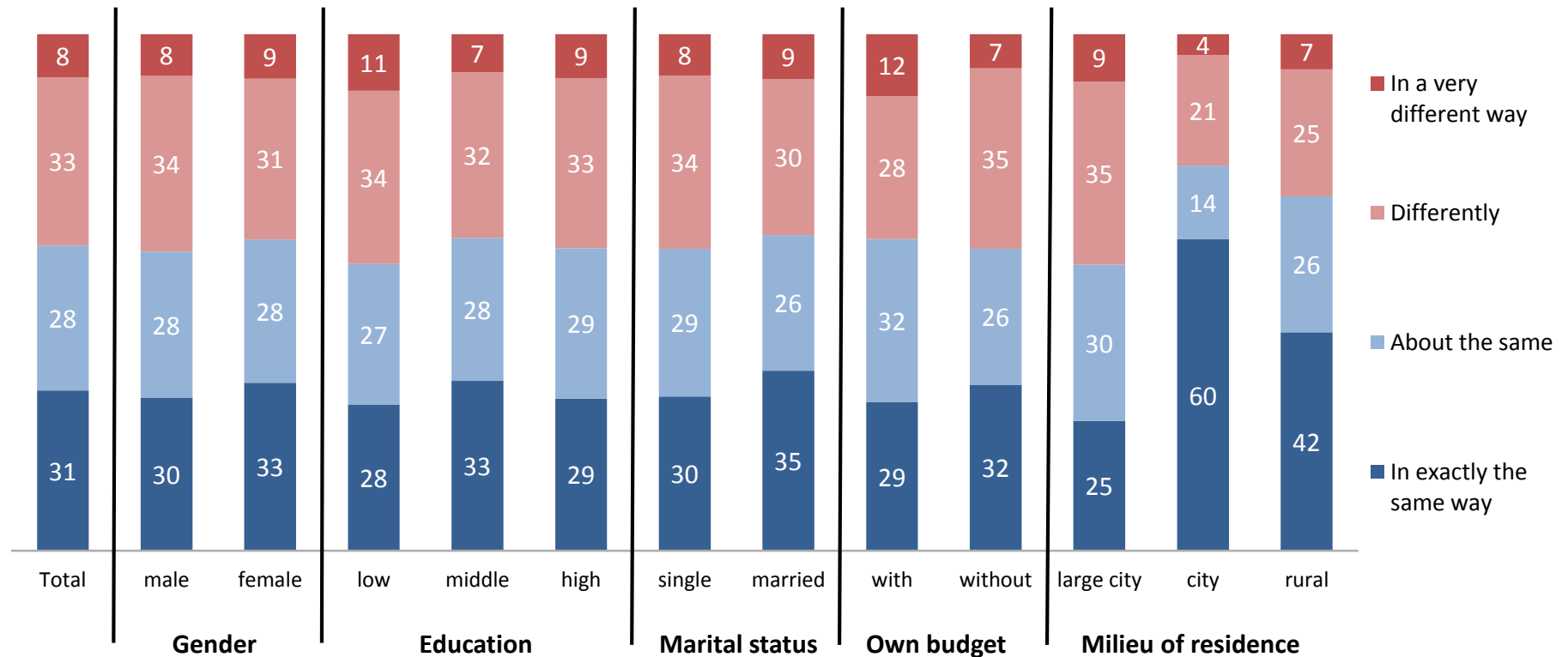
Egypt: Children

		Gender		Education			Marital status		Own budget		Milieu of residence		
	Total	male	female	low	middle	high	single	married	with	without	large city	city	rural
One needs own children	86	86	87	90	87	84	84	94	85	87	83	96	97
One can live happily without children	7	7	7	5	6	9	7	5	7	7	8	1	1
Without children, one definitely is happier	1	1	1	1	1	1	1	0	1	1	1		1
Not sure	6	7	5	4	6	6	8	1	7	5	7	2	1

Q138: What about children. Does one need children in order to live a happy life or can one be as happy or even happier without children?

Universe: National population, 16 to 30 years/
Values in percent

Egypt: Raising children



Q139: Would you (or do you) raise your children the same way as your parents raised you?

Universe: National population, 16 to 30 years/
Values in percent

Egypt: Anxieties

	Gender			Education			Marital status		Own budget		Milieu of residence		
	Total	male	female	low	middle	high	single	married	with	without	large city	city	rural
Losing your work	31	36	25	29	27	39	32	27	35	29	32	26	27
Becoming poor	41	36	45	48	33	49	38	47	46	38	41	26	52
Becoming seriously sick	49	43	54	53	43	56	45	58	55	46	51	24	56
Not having friends	27	25	29	25	26	29	26	28	25	28	26	20	41
Being forced to leave your country for political reasons	21	21	22	19	19	27	21	22	23	21	18	30	36
Staying unmarried and single	22	21	23	27	20	23	26	11	23	22	20	20	34
Falling out seriously with your parents	29	26	32	19	26	39	27	32	27	30	27	23	45

Q140: Let's now talk about your anxieties concerning the future. Are you anxious about...

Universe: National population, 16 to 30 years/
Values in percent "fairly / very much"

Egypt: Anxieties II

	Gender			Education			Marital status		Own budget		Milieu of residence		
	Total	male	female	low	middle	high	single	married	with	without	large city	city	rural
Not being as successful in live as your wish	38	35	42	39	35	44	37	41	42	37	37	35	55
Becoming a victim of a terror attack	39	33	45	41	35	46	37	45	42	38	38	38	52
Becoming dependent on drugs	24	23	25	24	23	26	23	27	23	25	22	20	41
Being forced to leave your country for economic reasons	24	23	26	23	23	27	24	25	25	24	22	23	42
Increasing insecurity	41	36	46	44	38	44	38	47	44	39	41	32	50
Armed conflicts threatening your family	26	24	29	26	25	28	24	32	22	28	23	20	51

Q140: Let's now talk about your anxieties concerning the future. Are you anxious about...

Universe: National population, 16 to 30 years/
Values in percent "very much / fairly"

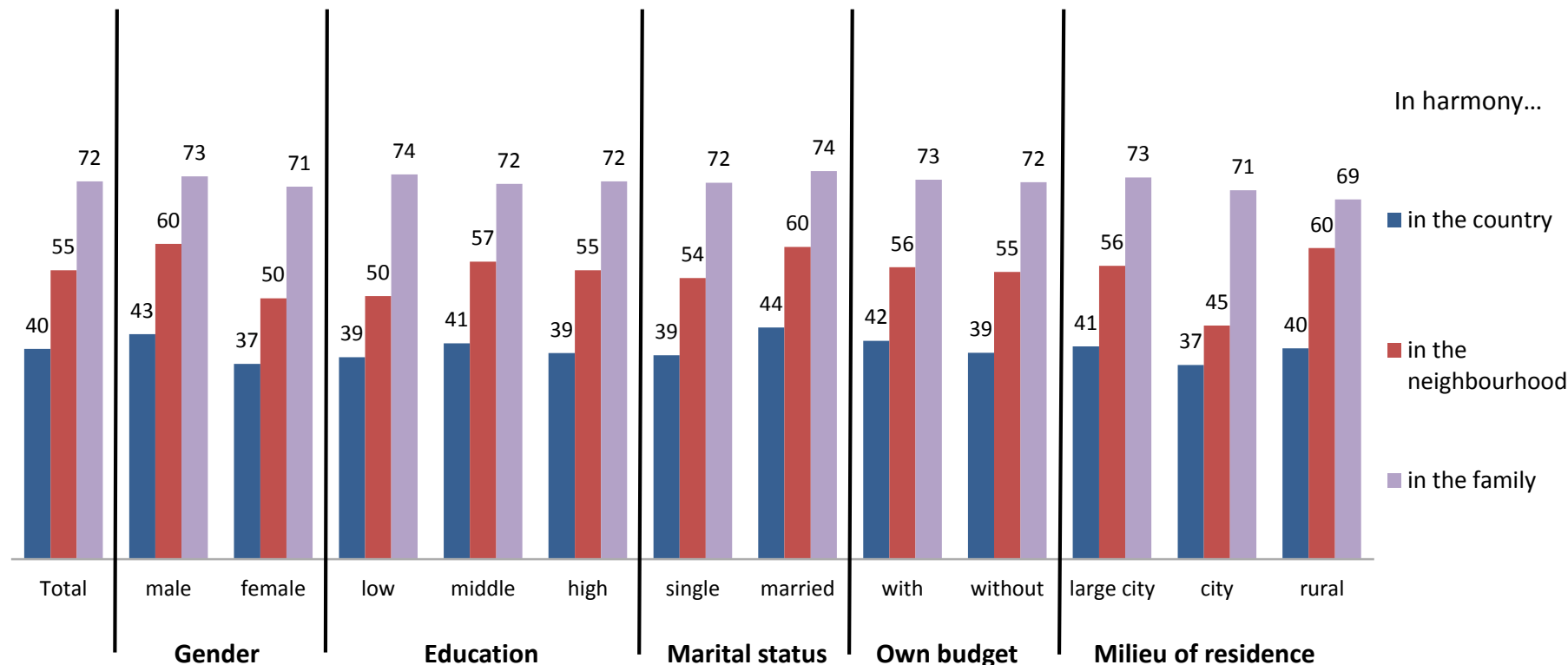
Egypt: Importance of changes

	Gender			Education			Marital status		Own budget		Milieu of residence		
	Total	male	female	low	middle	high	single	married	with	without	large city	city	rural
Changes within the family	53	51	56	52	54	54	52	57	55	53	57	22	55
Social instability	53	52	53	51	52	55	51	55	55	51	57	23	52
Job losses	43	45	42	39	43	47	43	44	46	42	47	18	44
Food shortage	63	63	62	62	63	62	60	71	63	63	69	23	59
Sectarian divisions	37	39	35	31	38	39	37	37	36	38	39	14	45
Increasing separation from the outside world	34	36	31	33	35	32	34	32	32	35	37	14	32
Growing violence	55	54	57	58	54	56	53	63	57	54	62	21	42
Climate change	47	50	44	46	48	45	46	48	44	48	52	22	33

Q141: What about changes in your life during the last 5 years. How important are they?

Universe: National population, 16 to 30 years/
Values in percent "(very) important"

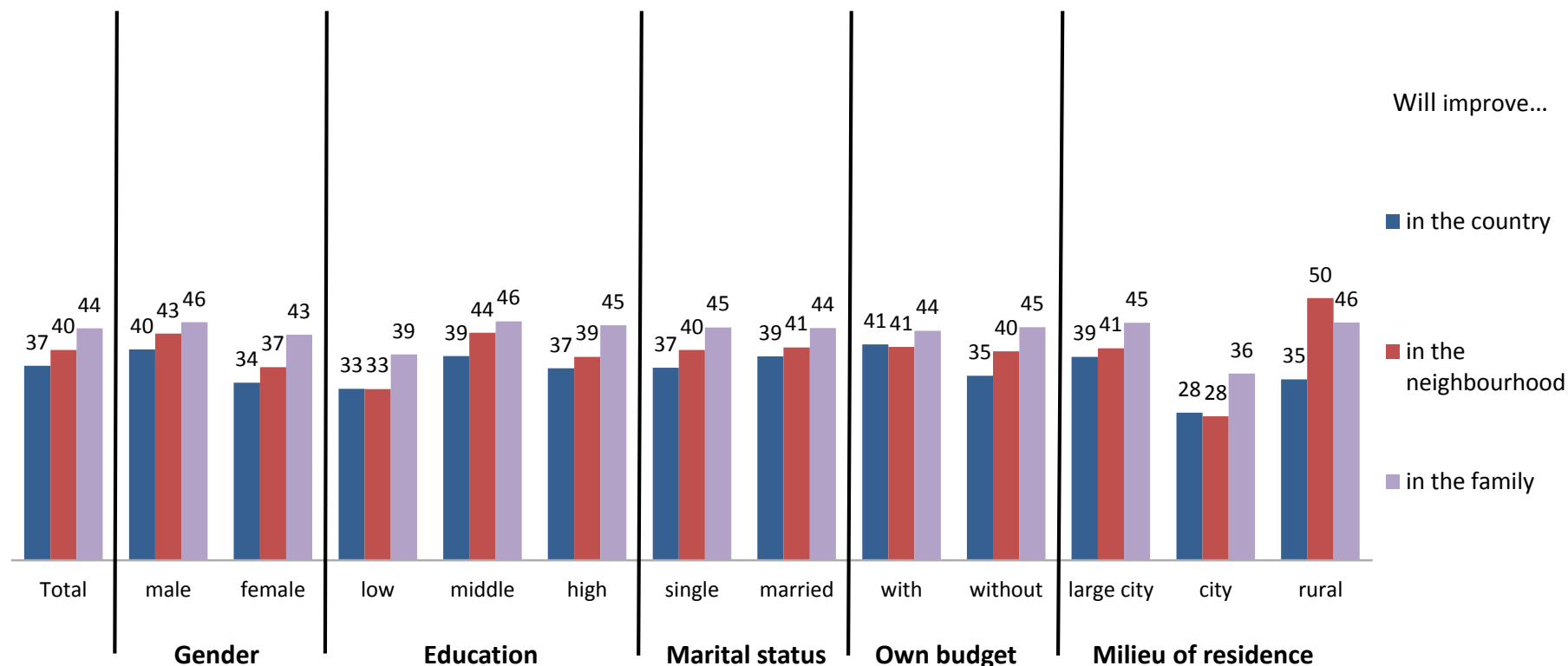
Egypt: Relationship between the generations



Q142: How would you describe the relations between the younger and older generations...?

Universe: National population, 16 to 30 years/
Values in percent "in harmony"
missing values "in tension" and "don't know"

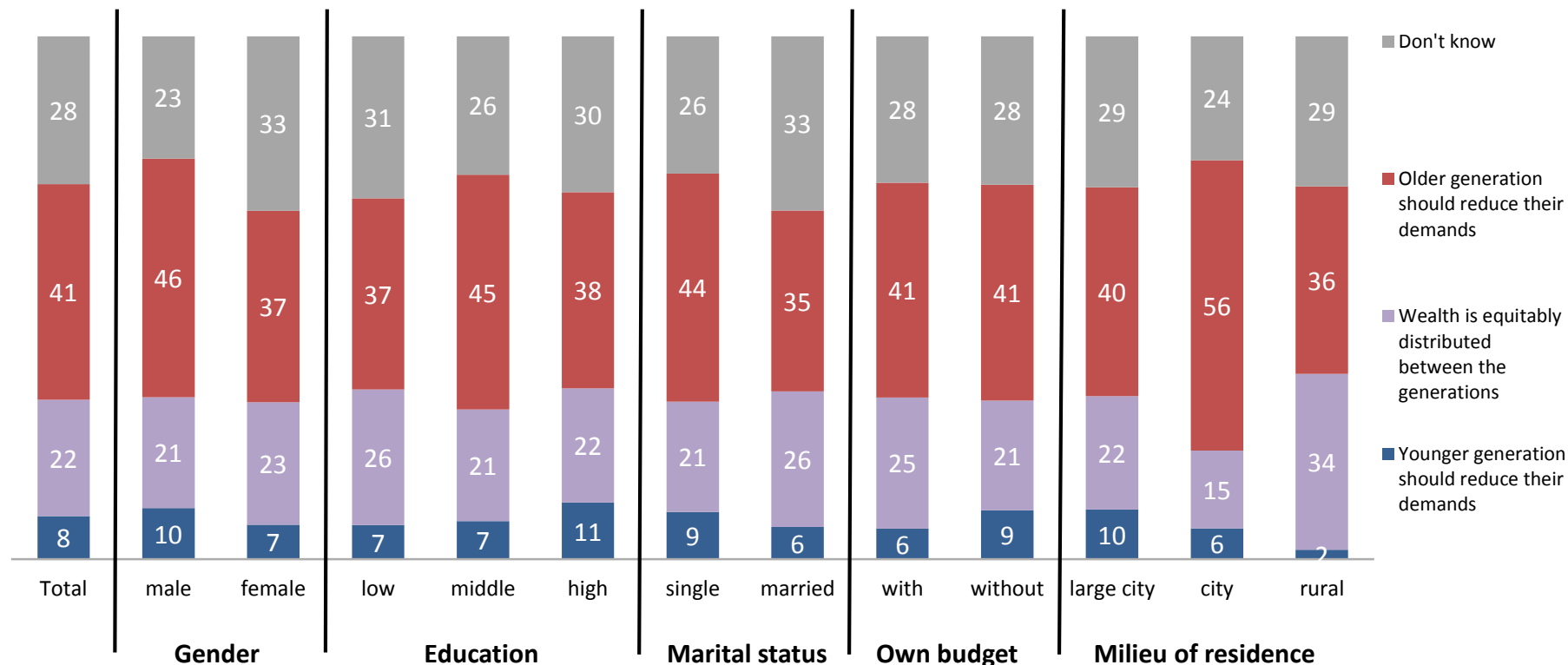
Egypt: Future relationship between the generations



Q143: How will these generational relations develop in the future...?

Universe: National population, 16 to 30 years/
Values in percent "generational relations will improve"
missing values "will remain as they are", "will deteriorate" and "don't know"

Egypt: Distribution of wealth between generations

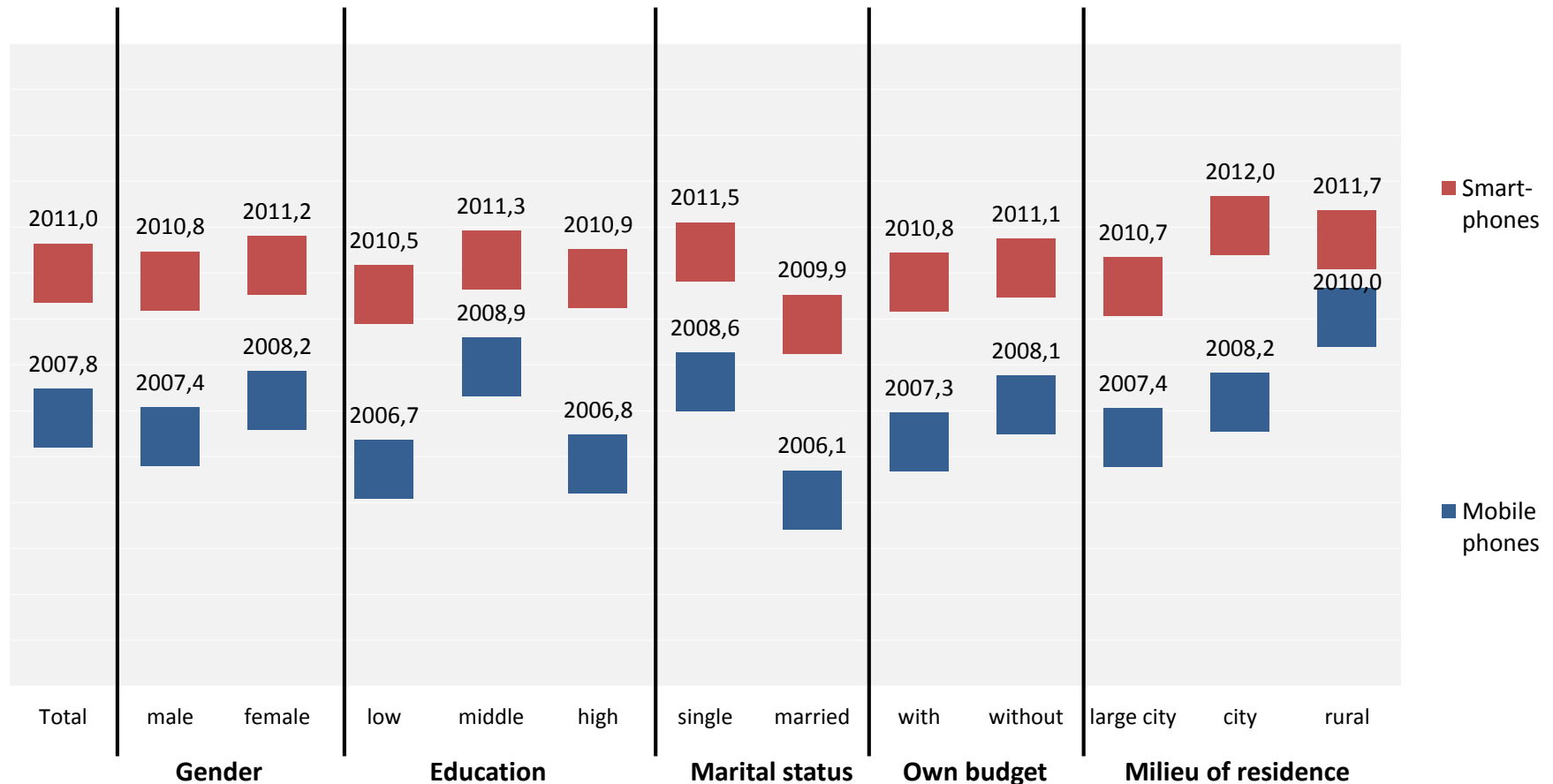


Q144: What about the distribution of wealth between the generations? Which of the following statements corresponds most with your opinion?

Universe: National population, 16 to 30 years/
Values in percent

COMMUNICATION

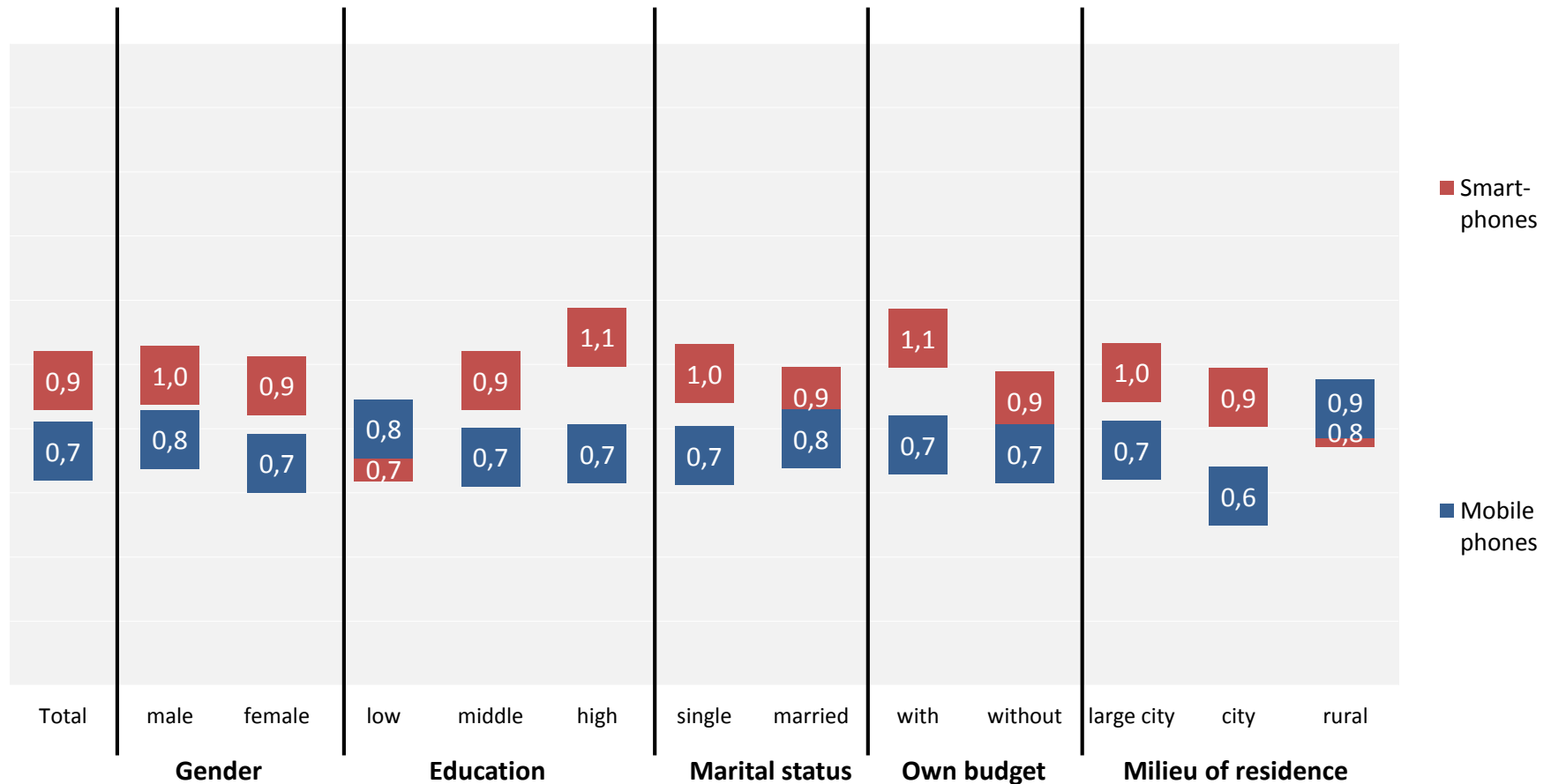
Egypt: Year of first mobile phone / smartphone



Q145: When (year) did you get your first mobile phone / smartphone?

Universe: National population, 16 to 30 years/
Average values

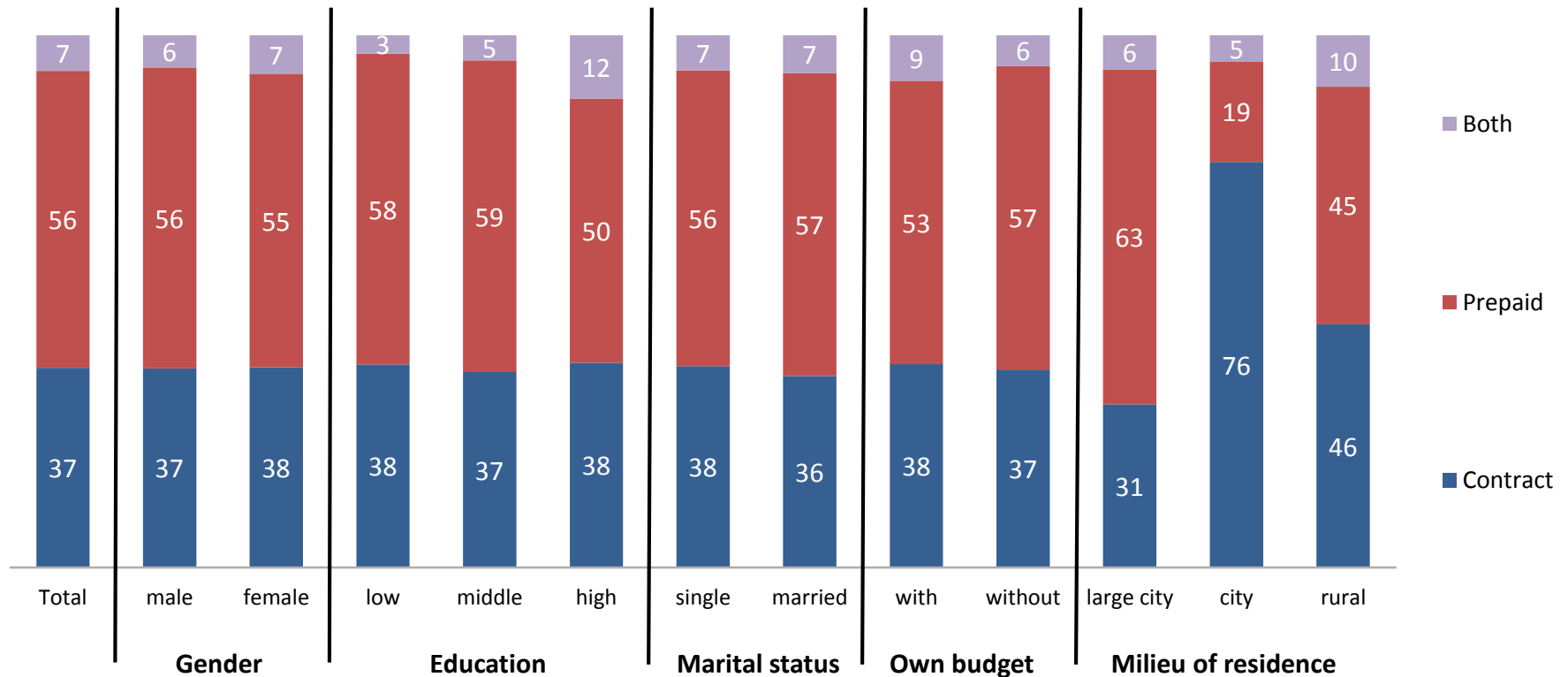
Egypt: Number of phones



Q146: How many mobile phones / smartphones do you currently possess?

Universe: National population, 16 to 30 years/
Average values

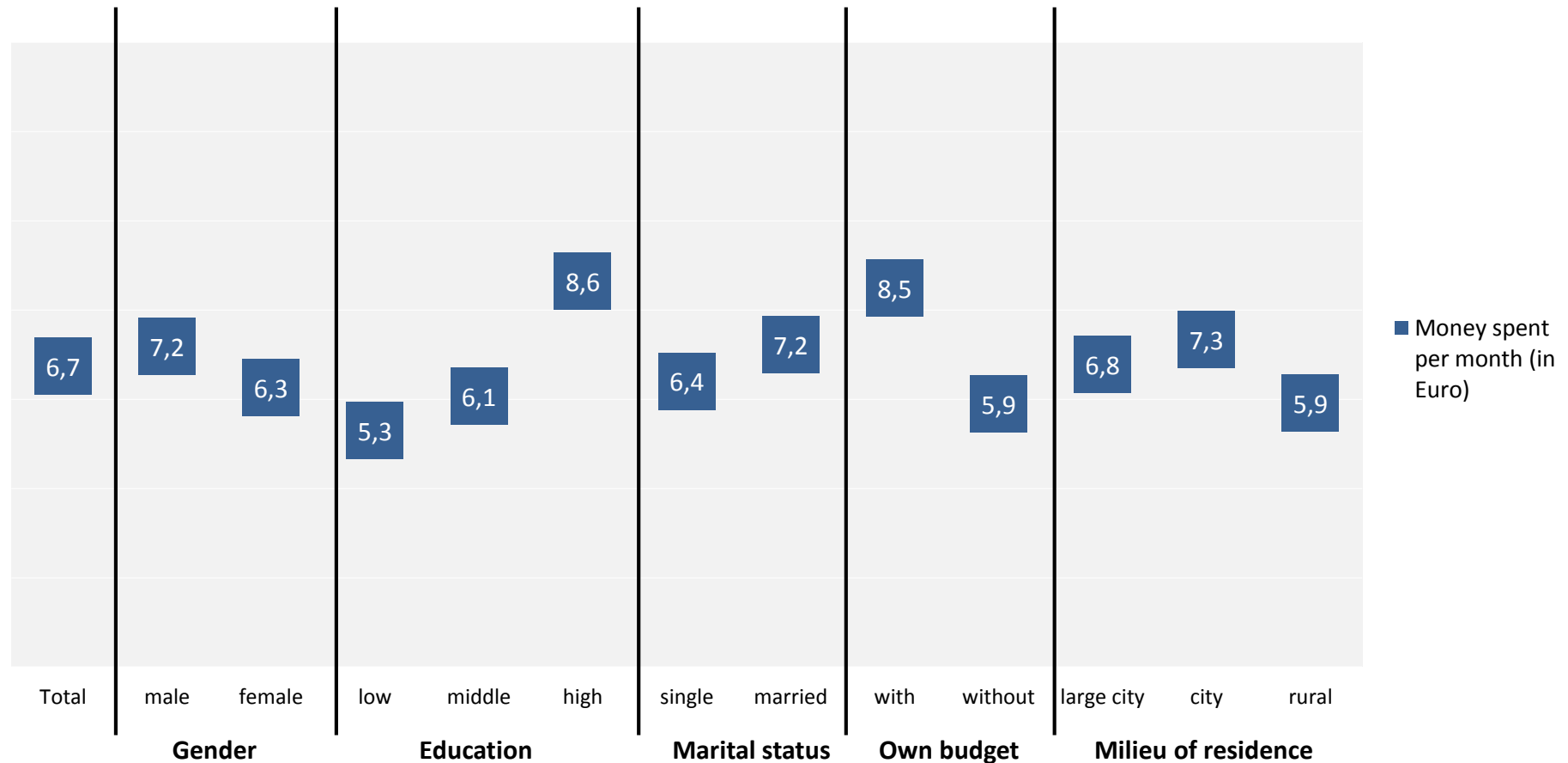
Egypt: Phone contract



Q147: Do you currently possess a contract or do you use prepaid?

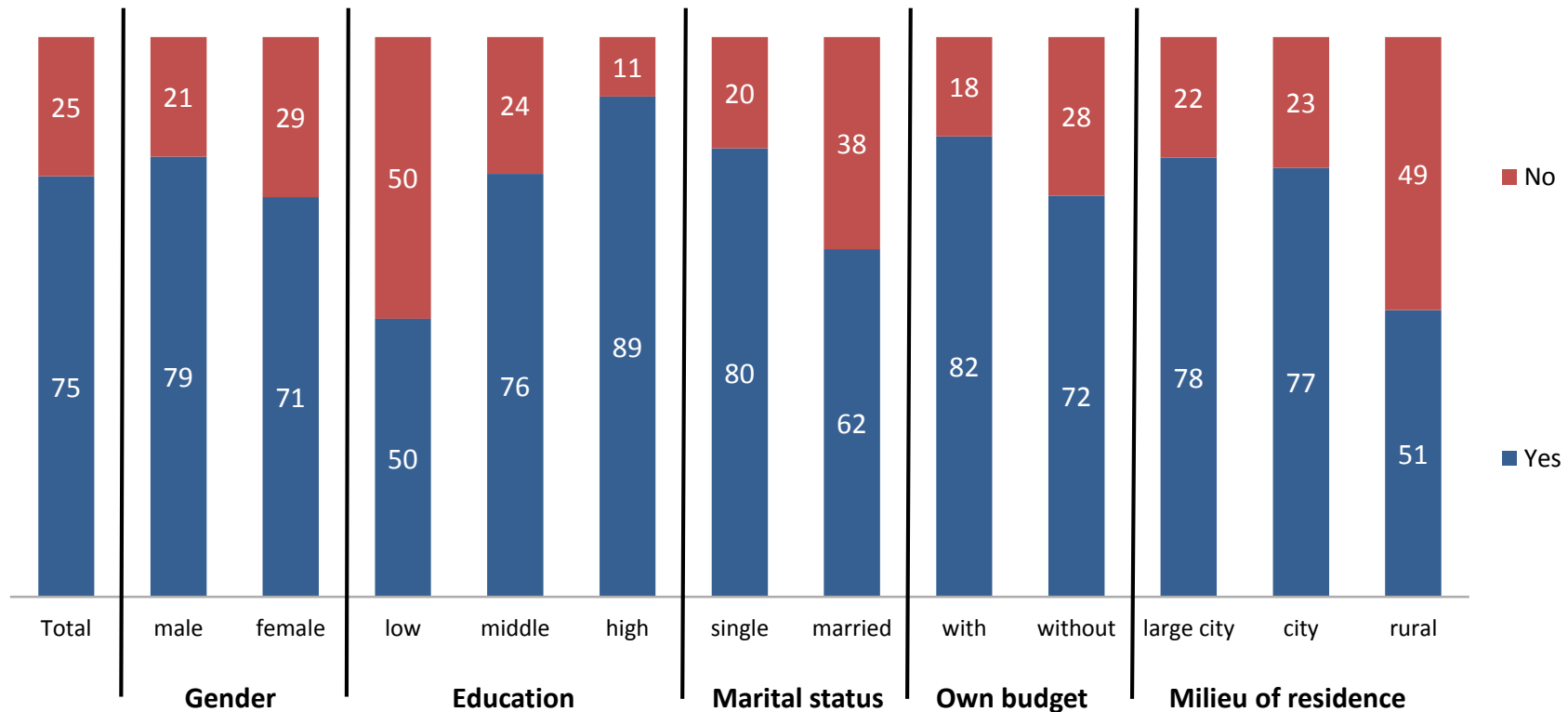
Universe: National population, 16 to 30 years/
Basis: Respondents that possess either a mobile or a smart phone (Q146)
Values in percent

Egypt: Money spent on phones



Universe: National population, 16 to 30 years/
Basis: Respondents that possess either a mobile or a smart phone (Q146)
Q148: How much money do you spend for your mobile phone or smartphone per month?
Average values Euro

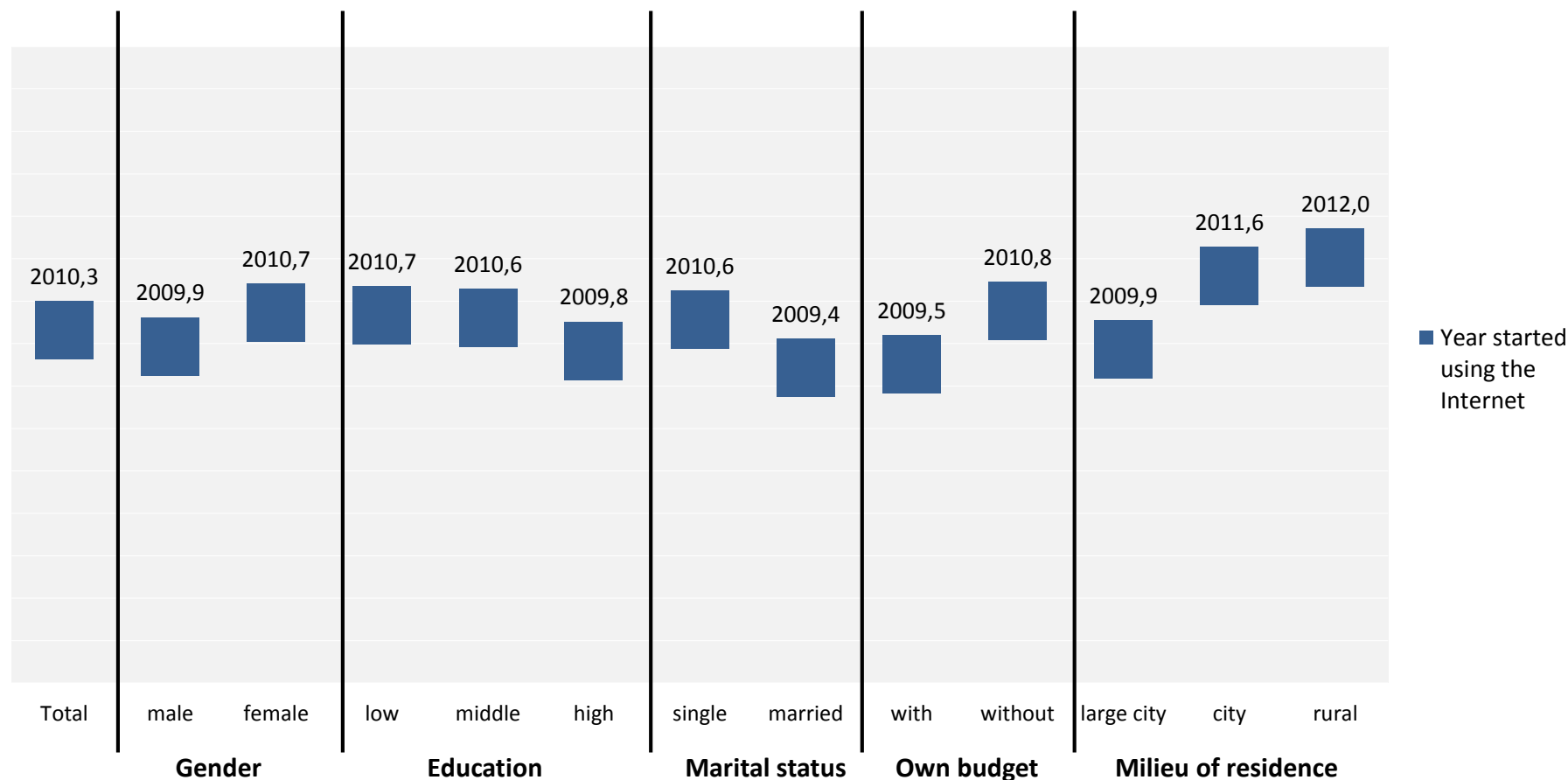
Egypt: Internet usage



Q149: Do you use the Internet?

Universe: National population, 16 to 30 years/
Values in percent

Egypt: Year start using the Internet



Q150: In what year did you start using it?

Universe: National population, 16 to 30 years/
Basis: Respondents that use the Internet (Q149)
Average values

Egypt: Internet usage

	Gender			Education			Marital status		Own budget		Milieu of residence		
	Total	male	female	low	middle	high	single	married	with	without	large city	city	rural
At home	78	75	82	81	77	79	76	84	78	78	77	78	85
At your workplace	16	21	9	8	13	22	13	24	27	10	15	19	23
Via Internet café (cyber)	27	40	12	13	31	25	30	15	28	26	27	29	25
In school/university	14	14	14	3	19	10	17	2	14	14	14	15	13
In shops, cafés, restaurants etc.	25	32	16	13	25	28	27	18	30	22	26	27	16
Everywhere where I have access to the net	53	60	46	48	56	52	57	40	53	53	56	46	35
Other	2	3	1	4	2	2	2	3	4	1	1	6	6

Q151: And where do you use it?
Multiple answers possible

Universe: National population, 16 to 30 years/
Basis: Respondents that use the Internet (Q149)/ Values in percent

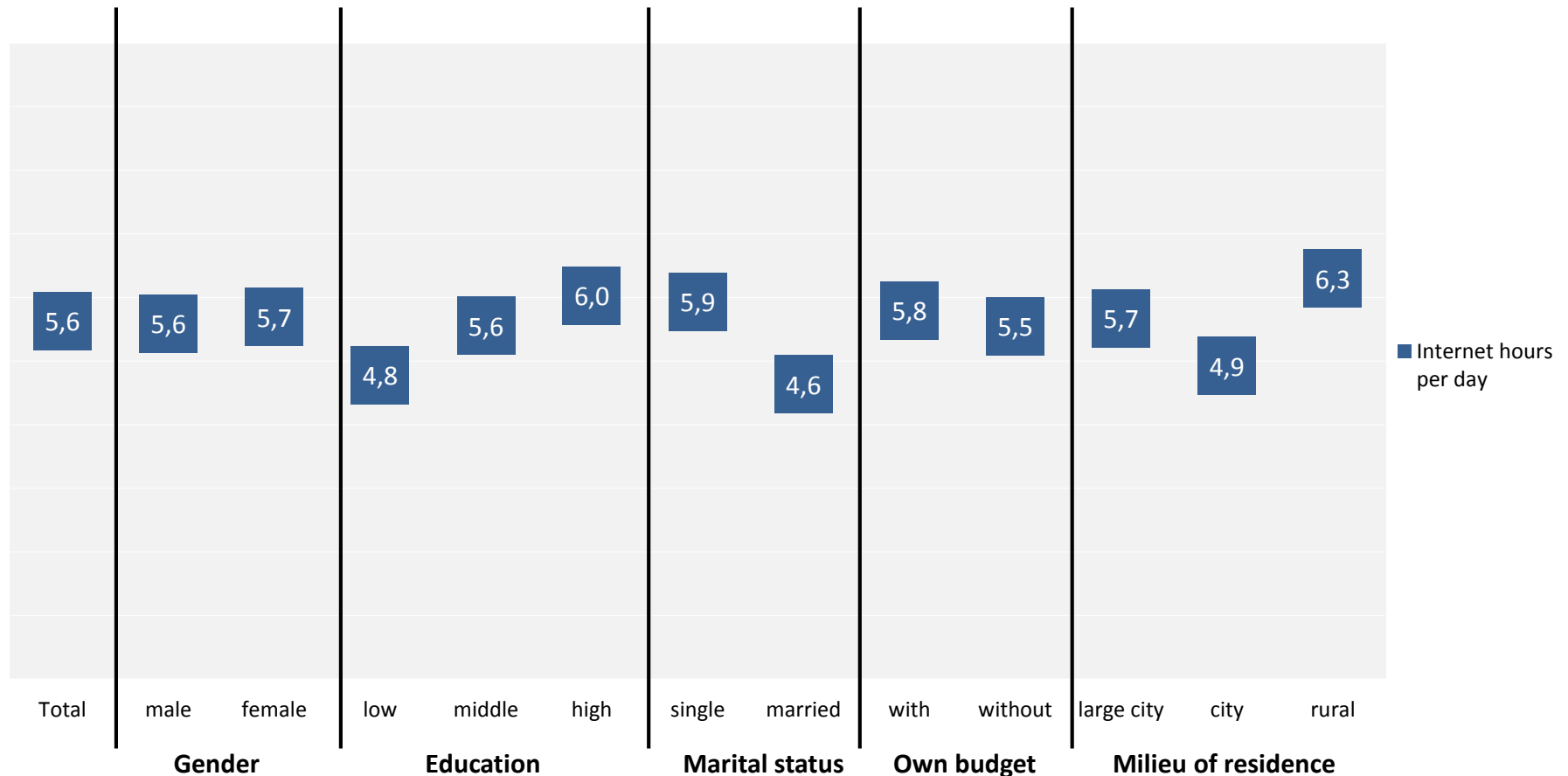
Egypt: Internet usage - devices

	Gender			Education			Marital status		Own budget		Milieu of residence		
	Total	male	female	low	middle	high	single	married	with	without	large city	city	rural
Phone / Smartphone	91	93	89	94	90	92	91	92	89	92	90	93	93
Tablet / iPad	20	17	23	8	20	24	21	17	19	20	22	13	13
Desktop PC	25	26	23	19	25	25	25	23	30	21	24	19	33
Laptop	17	18	15	16	16	18	17	14	20	15	17	23	9
Smart TV	1	2	1		2	1	2	1	2	1	2		

Q152: Which devices do you usually use to connect to the Internet?
Multiple answers possible

Universe: National population, 16 to 30 years/
Basis: Respondents that use the Internet (Q149)/ Values in percent

Egypt: Internet usage per day



Q153: How many hours do you use the Internet per day?

Universe: National population, 16 to 30 years/
Basis: Respondents that use the Internet (Q149)
Average values

Egypt: Internet usage

	Gender			Education			Marital status		Own budget		Milieu of residence		
	Total	male	female	low	middle	high	single	married	with	without	large city	city	rural
Facebook	99	99	99	97	99	99	99	99	100	98	98	100	100
Skype	22	25	18	7	24	23	24	15	15	25	21	24	22
Blogs	18	20	16	9	22	15	20	12	16	20	17	34	9
Twitter	35	41	28	15	37	39	36	33	37	34	34	42	43
WhatsApp	85	87	83	73	88	85	86	82	85	85	84	93	84
Viber	44	45	43	26	48	44	48	31	36	48	42	40	64
Instagram	38	40	37	27	43	35	44	19	35	40	41	29	27
None	0	0	0	1	0		0	1	0	0	0		

Q154: Do you use...
Multiple answers possible

Universe: National population, 16 to 30 years/
Basis: Respondents that use the Internet (Q149)/ Values in percent

Egypt: Usage of social networks

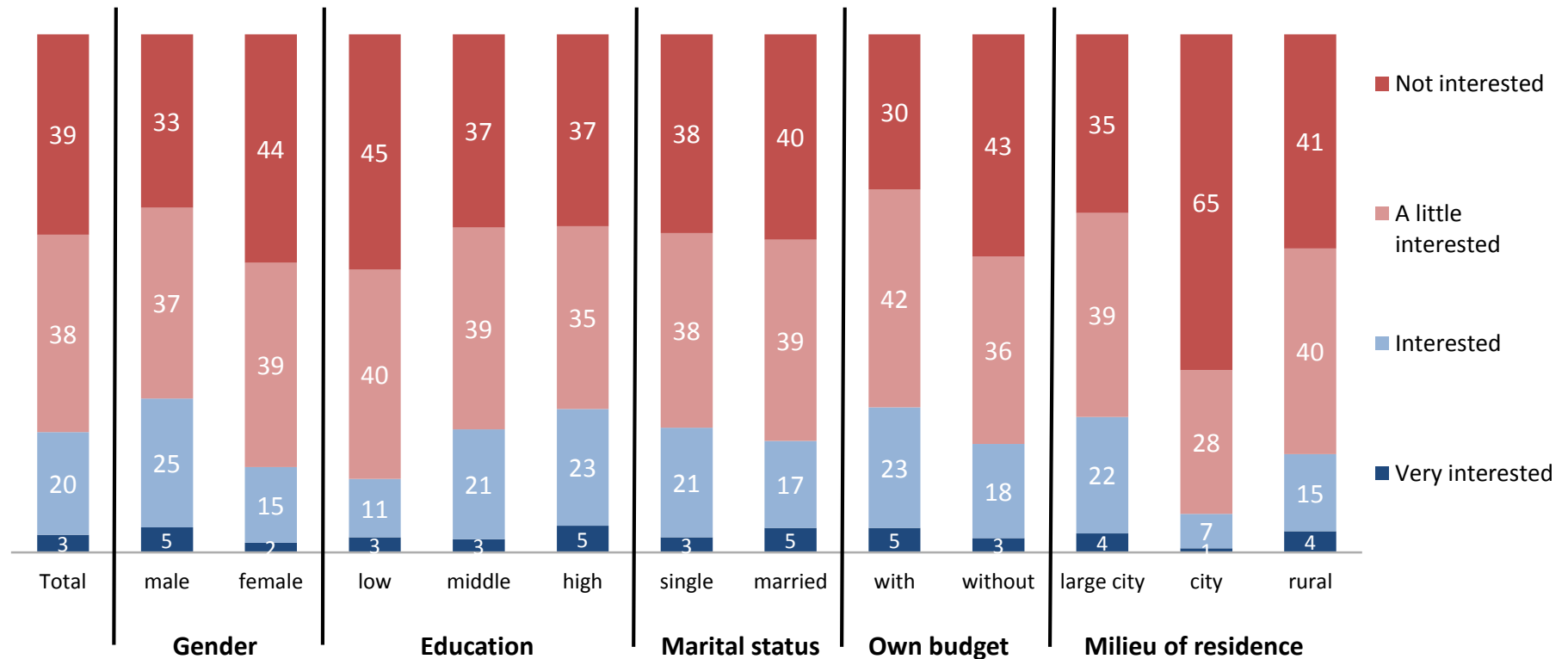
	Gender			Education			Marital status		Own budget		Milieu of residence		
	Total	male	female	low	middle	high	single	married	with	without	large city	city	rural
Share music / videos/ pictures	59	58	60	51	59	61	58	61	61	58	64	23	59
Look for work opportunities	34	40	26	23	35	35	37	22	31	35	35	32	26
Organise meetings with friends	53	54	51	45	57	49	58	36	56	51	51	77	39
Keep in contact with friends and family	73	71	76	82	73	70	73	72	78	70	73	89	55
Look for a possible partner	15	17	12	11	14	18	17	9	12	16	16	7	17
Discuss politics	14	16	12	15	12	17	15	12	14	15	15	8	17
Mobilise friends and other people for politics	11	12	9	10	10	12	12	6	10	11	10	7	26
Actively oppose specific political positions	10	10	10	12	9	12	11	8	6	12	11	7	10
Discuss religious affairs	15	16	14	10	18	13	17	9	13	16	14	9	32
Mobilise friends and other people for religious affairs	12	11	13	13	14	9	12	11	8	14	12	7	16
Actively oppose specific religious positions	11	13	9	5	13	10	13	4	8	13	11	5	23

Q155: How do you use social networks like Facebook, blogs or WhatsApp?

Basis: Respondents that use the Internet (Q149)/ Values in percent answer "Frequently" or "always"

PARTICIPATION

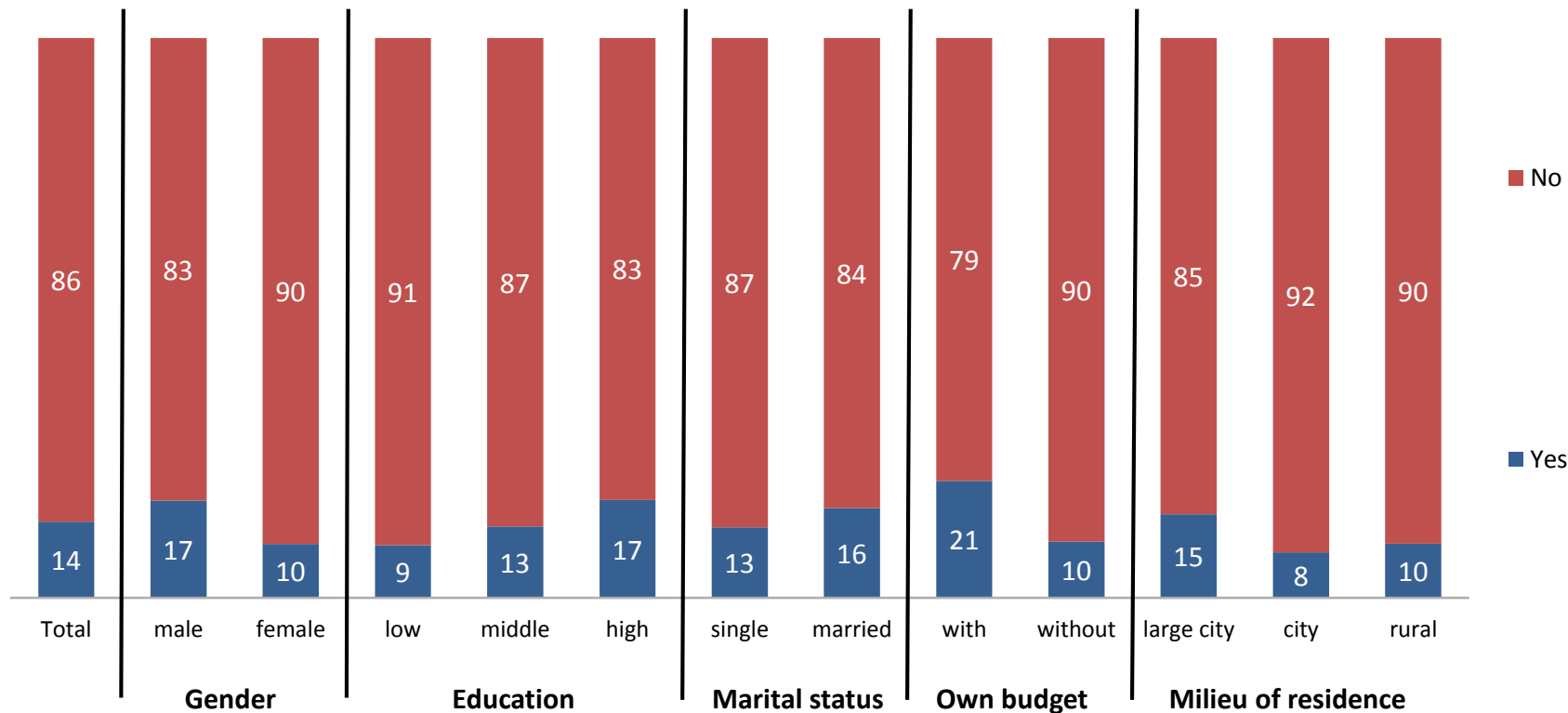
Egypt: Political interest



Q156: Are you interested in politics?

Universe: National population, 16 to 30 years/
Values in percent

Egypt: Political information



Q157: Do you inform yourself actively about politics?

Universe: National population, 16 to 30 years/
Values in percent

Egypt: Sources of information

	Gender			Education			Marital status		Own budget		Milieu of residence		
	Total	male	female	low	middle	high	single	married	with	without	large city	city	rural
Face-to-face	53	58	44	56	55	50	54	54	58	49	53	48	66
Mobile	26	26	24	31	24	25	26	27	27	25	25	19	33
Internet	66	70	58	45	64	75	70	58	69	62	65	91	54
TV	76	75	77	81	79	71	70	87	84	68	74	100	78
Newspaper	26	26	26	26	19	35	21	38	26	26	27	36	9
Radio	6	6	5	13	5	5	2	14	9	2	6		8
Other	1	1		5			1		1		1		

Q158: What sources and means of information are you using?
Multiple answers possible

Universe: National population, 16 to 30 years/
Basis: Respondents that inform themselves actively about politics (Q157)/ Values in percent

Egypt: Political actions considered

		Gender		Education			Marital status		Own budget		Milieu of residence		
	Total	male	female	low	middle	high	single	married	with	without	large city	city	rural
Participate in a demonstration	15	19	12	13	16	15	17	11	18	14	19	1	7
Participate in a strike	10	15	6	6	13	8	12	7	10	10	12	3	3
Join a political party	8	10	5	6	9	8	8	6	9	8	9	3	3
Participate in elections	40	43	38	45	45	30	41	37	40	40	43	43	19
Inform yourself via Internet / Twitter about joining a group	10	12	8	5	13	8	12	4	12	9	12	2	4
Mobilise others via Internet in order to act	10	12	8	8	12	8	11	5	8	11	12	1	5
Boycott buying certain goods	22	22	22	22	25	18	24	19	26	21	27	3	8
Distribute flyers	7	10	5	4	10	5	8	4	5	8	8	1	6
Sign an online petition	8	9	6	5	10	6	9	4	7	8	10		2
Engage in an association	8	10	6	7	9	7	8	8	9	8	9	2	7
Act as a sprayer	6	8	4	3	7	4	7	1	3	7	7		1

Q159: If there is something that is important to you and you like to be heard or have a political impact, which of the following possibilities would you probably or probably not consider doing? Would you...?

Universe: National population, 16 to 30 years/
Values in percent "probably / certainly"

Egypt: Political actions used

	Gender			Education			Marital status		Own budget		Milieu of residence		
	Total	male	female	low	middle	high	single	married	with	without	large city	city	rural
Participate in a demonstration	19	23	15	21	19	17	19	17	23	16	22	4	10
Participate in a strike	3	5	1	1	3	3	3	2	3	3	4		
Join a political party	3	5	2	3	3	4	3	4	5	3	4	2	2
Participate in elections	36	35	37	40	33	37	35	37	37	35	34	68	15
Inform yourself via Internet / Twitter about joining a group	2	3	1	1	2	3	2	3	3	1	2	2	
Mobilise others via Internet in order to act	1	1	1	1	1	0	1	1	1	1	1		
Boycott buying certain goods	13	14	13	16	13	11	14	13	13	13	16	6	3
Distribute flyers	1	1	1	2	1	1	1	1	1	1	2		1
Sign an online petition	2	3	2	1	2	3	2	3	3	2	3		2
Engage in an association	1	2	0	1	1	2	1	2	3	1	1	1	2
Act as a sprayer	1	2	0	0	2	0	1	0	1	1	1		

Q160: Which of these options have you already used or participated in?
Multiple answers possible

Universe: National population, 16 to 30 years/
Values in percent "yes"

Egypt: Civic engagement I

	Gender			Education			Marital status		Own budget		Milieu of residence		
	Total	male	female	low	middle	high	single	married	with	without	large city	city	rural
For the interest of the young people	25	30	20	18	26	26	25	24	25	25	28	10	20
For improving living together in my area of residence	21	23	19	14	23	21	21	22	23	20	23	10	19
For organising useful activities in the leisure time of young people	22	26	18	17	24	22	22	22	21	23	23	15	23
For a better and cleaner environment	20	20	20	12	23	21	21	17	21	20	21	11	24
For improving the situation of disabled people	15	17	12	10	15	16	14	16	13	15	14	12	20
For better provisions for and integration of foreign migrants / refugees	9	10	9	7	9	10	9	9	9	9	10	1	10
For guaranteeing safety and order in my area of residence	14	16	12	8	16	15	15	13	13	15	14	9	18
For helping poor and vulnerable people	21	20	22	13	22	26	19	26	22	21	20	18	31

Q161: Do you engage for social or political goals or committing yourself for the benefit of other people for the following topics?

Universe: National population, 16 to 30 years/
Values in percent "frequently"

Egypt: Civic engagement II

	Gender			Education			Marital status		Own budget		Milieu of residence		
	Total	male	female	low	middle	high	single	married	with	without	large city	city	rural
For social and political changes in my country	15	17	13	13	16	15	15	16	15	15	16	4	17
For elderly people who depend on help and support	16	16	15	11	16	18	15	17	13	17	16	13	19
For those who are coming from situations of armed conflicts	10	12	9	7	12	11	12	7	11	10	10	2	20
For the culture and traditions of my country	14	16	12	11	15	15	14	16	13	15	15	9	17
For my religious conviction	18	19	18	11	19	20	16	23	16	19	17	19	24
For equal rights of men and women	15	17	13	12	16	16	15	16	15	15	15	14	19
For other goals and groups	10	12	7	8	10	10	10	10	8	10	10	2	17

Q161: Do you engage for social or political goals or committing yourself for the benefit of other people for the following topics?

Universe: National population, 16 to 30 years/
Values in percent "frequently"

Egypt: Place/ institution of civic engagement

	Gender			Education			Marital status		Own budget		Milieu of residence		
	Total	male	female	low	middle	high	single	married	with	without	large city	city	rural
In a group at school or university	14	17	12	1	19	13	18	5	20	12	14	15	18
In an association	12	12	13	9	9	18	12	11	13	12	10	18	20
In a religious institution	17	16	19	16	18	17	18	17	10	21	16	7	32
As a member of a political party	7	8	5	3	7	9	6	7	8	6	6	6	9
As a member of a syndicate	4	5	2	1	4	6	4	5	5	3	4	5	3
As a member of a youth organisation	12	13	11	9	11	15	14	7	13	12	11	25	13

Universe: National population, 16 to 30 years/

Q162: Where and how do you engage?

Basis: Respondents that ticked frequently or occasionally at least once in Q161/ Values in percent "yes"

Egypt: Reasons for no civic engagement

	Gender			Education			Marital status		Own budget		Milieu of residence		
	Total	male	female	low	middle	high	single	married	with	without	large city	city	rural
There are no or only very few initiatives in my area	36	38	34	34	33	42	32	45	40	33	47	7	16
They are not professionally managed	28	32	25	25	28	31	27	31	30	27	39	4	6
It remains unclear where the money goes	23	23	23	21	19	31	21	28	20	25	31	5	6
It's only for the benefit of a few	28	29	26	27	26	31	25	34	28	27	36	9	13
Only strong men have a say	26	30	23	26	23	33	23	34	28	25	34	9	9
Volunteer work never pays off	22	22	22	27	20	21	20	27	22	22	29	7	6
The government is not supporting it	30	31	30	33	28	33	27	38	33	29	40	10	6
There is no income from that	22	22	22	29	17	25	20	28	20	24	29	5	10
There are no prospects in it	25	27	23	28	24	25	25	25	24	26	33	5	9
My family does not want me to do so	27	21	33	24	28	30	25	32	28	27	35	6	18
I am already struggling to make ends meet	24	30	19	31	20	25	20	34	28	22	29	9	23

Q163: What are practical reasons that you are NOT engaging in social projects?

Basis: Respondents that answered "never" in all Q161 statements/ Values in percent "(strongly) agree"

Egypt: Leisure activities I

	Gender			Education			Marital status		Own budget		Milieu of residence		
	Total	male	female	low	middle	high	single	married	with	without	large city	city	rural
TV	68	64	73	71	68	68	65	77	73	66	69	66	65
Listening to music	20	19	21	8	24	22	23	11	17	22	21	28	10
Watching videos/DVDs	4	4	4	1	5	4	5	1	4	4	5	2	3
Surfing the Internet	49	53	46	27	50	62	53	40	57	46	52	57	24
Doing nothing, just relaxing, hanging out	7	6	8	7	6	9	6	9	6	7	6	6	13
Reading books or magazines	7	7	8	1	8	10	8	5	7	7	7	9	4

Q164: What kind of leisure activities do you engage in most?

Please identify up to 3 activities in which you engage the most during the week.

Universe: National population, 16 to 30 years/

Values in percent

Egypt: Leisure activities II

	Gender			Education			Marital status		Own budget		Milieu of residence		
	Total	male	female	low	middle	high	single	married	with	without	large city	city	rural
Going to the coffee shop	15	28	1	18	16	11	17	8	18	13	14	20	12
Going to the cinema or theatre	3	3	2	0	2	4	3	1	3	2	3	1	
Dancing, going to parties	1	0	2		1	1	1	1	1	1	1	1	
Computer gaming	5	5	5	2	6	4	6	1	6	4	6	2	1
Visiting a youth club	10	14	5	8	12	7	12	4	5	12	11	5	9
Practicing sport	10	16	5	9	11	11	12	7	11	10	11	10	5

Q164: What kind of leisure activities do you practice most?
Please name up to 3 activities with the highest frequency during the week.

Universe: National population, 16 to 30 years/
Values in percent

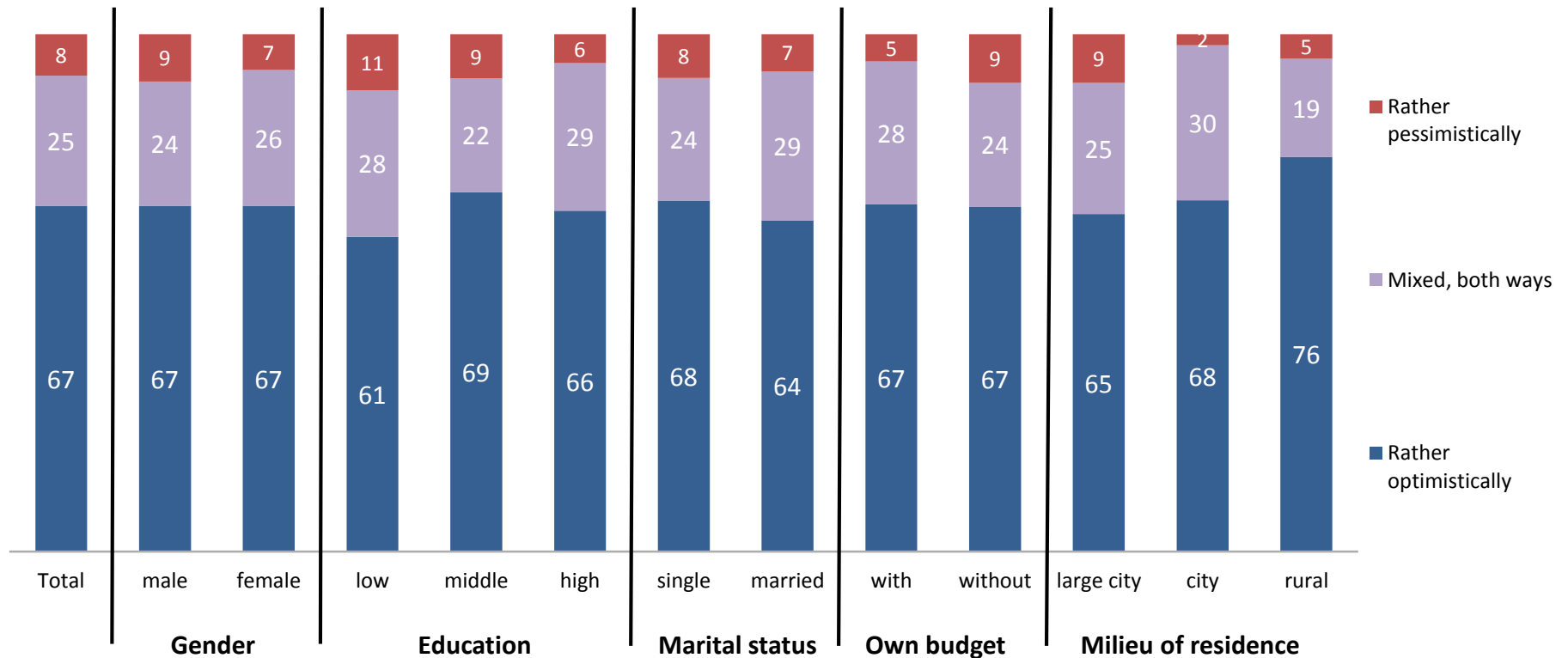
Egypt: Leisure activities III

	Gender			Education			Marital status		Own budget		Milieu of residence		
	Total	male	female	low	middle	high	single	married	with	without	large city	city	rural
Visiting neighbours or relatives	21	16	25	34	18	17	18	28	16	23	19	17	35
Just meeting people	7	8	7	14	7	4	7	8	4	9	6	5	19
Engaging in a project	3	3	3	4	3	3	3	3	3	3	3	1	3
Doing something with the family	21	18	25	34	18	19	17	32	21	21	21	19	29
Shopping	11	7	17	20	9	11	9	17	12	11	12	9	13
Engaging with playing music or play-acting	1	0	1	0	1	1	1	0	1	1	1	2	1
Listening to prayers and recitations	14	10	19	19	12	15	12	20	13	15	13	14	24

Q164: What kind of leisure activities do you practice most?
Please name up to 3 activities with the highest frequency during the week.

Universe: National population, 16 to 30 years/
Values in percent

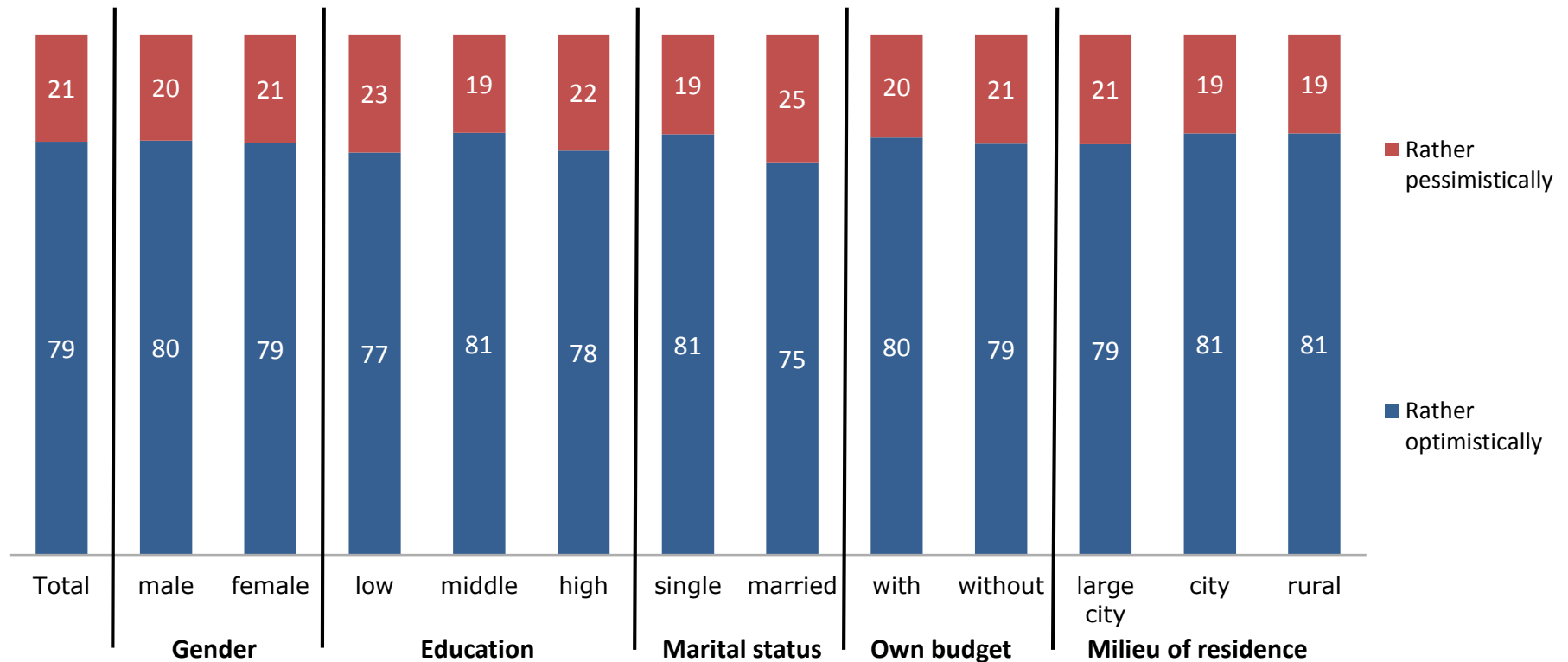
Egypt: Own future



Q165: How do you perceive your own future and personal life?

Universe: National population, 16 to 30 years/
Values in percent

Egypt: Future of society



Q166: And what about the future of our society? Do you perceive it...?

Universe: National population, 16 to 30 years/
Values in percent

STABILITY AND MOBILITY

Egypt: Stability in personal life

	Gender			Education			Marital status		Own budget		Milieu of residence		
	Total	male	female	low	middle	high	single	married	with	without	large city	city	rural
My economic situation	52	52	53	53	53	51	53	51	57	50	50	67	57
Trust in my friends	71	71	71	73	72	69	71	71	72	70	72	61	71
Personal belief in my skills	67	66	69	71	65	69	65	74	70	66	67	61	73
Relations with my family	80	77	84	90	78	79	78	86	83	79	80	80	82
Personal faith in my religion	77	75	80	86	73	79	75	82	80	76	79	64	79
Political situation	33	36	30	43	33	28	34	33	31	35	34	37	29
Prospects to live a fulfilled life	48	48	48	51	48	47	47	51	52	46	47	37	67
Relationship with my partner	66	66	66	72	62	69	57	82	72	63	65	74	65

Q167: In life some things continuously change; others rather remain as they are. To what extent is there stability in the different areas of your life?

Universe: National population, 16 to 30 years/
Values in percent "(rather) stable"

Egypt: Experience of violence I

	Gender			Education			Marital status		Own budget		Milieu of residence		
	Total	male	female	low	middle	high	single	married	with	without	large city	city	rural
Witnessed violence	22	25	19	30	19	22	22	22	23	22	26	7	10
Experienced your house or your means of production being deliberately destroyed	3	3	2	2	2	3	3	2	3	2	3	1	4
Needed to see a doctor as you have been beaten up	5	6	3	4	5	4	5	3	3	5	5	2	5
Been in jail	2	2	1	1	1	2	2	0	1	2	2	1	1
Suffered from hunger	5	7	2	5	5	3	5	4	5	4	5	3	4
Suffered from torture	2	3	2	4	1	2	2	3	3	2	2	1	2
Been injured in an armed conflict	3	5	1	2	3	3	3	2	2	3	3	1	3

Universe: National population, 16 to 30 years/
Values in percent "yes"

Q168: Have you ever...

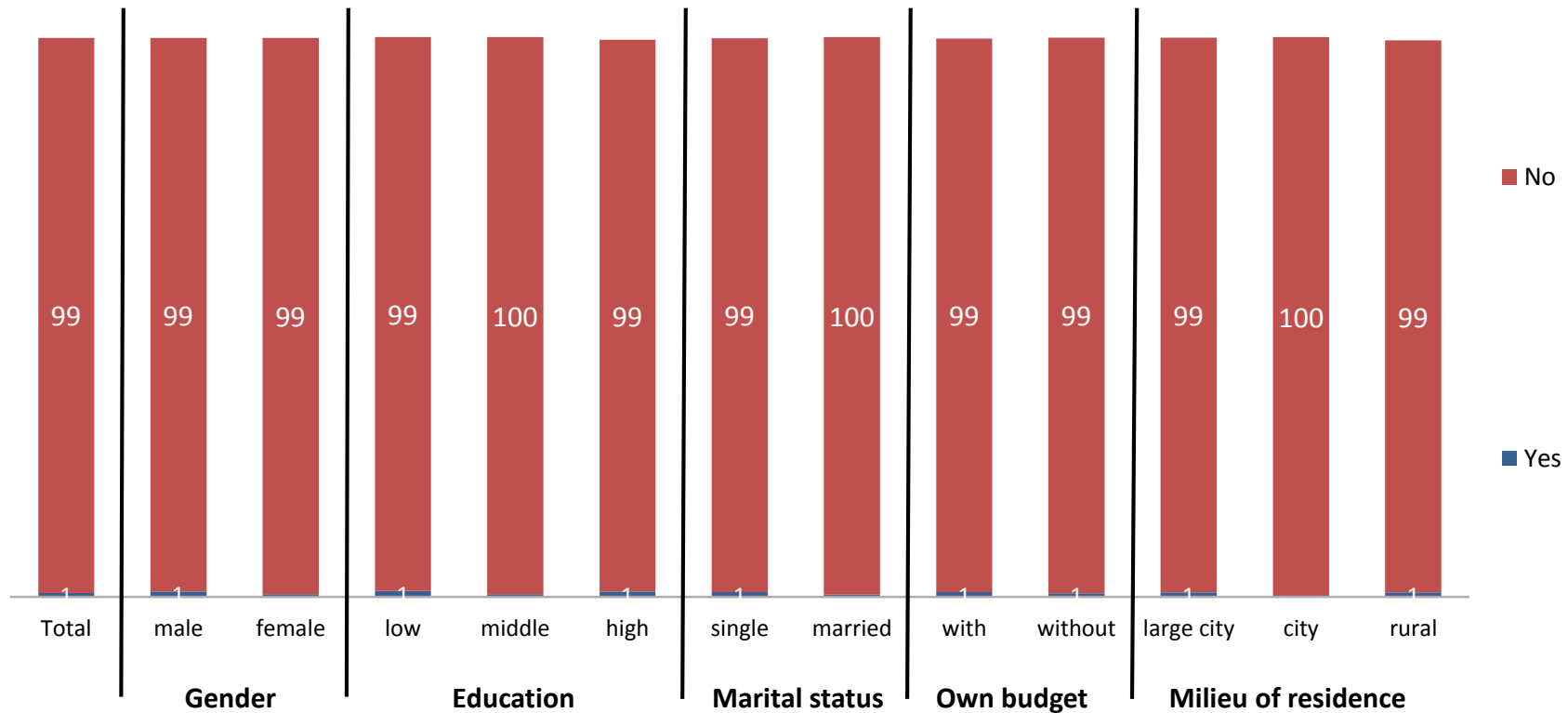
Egypt: Experience of violence II

	Gender			Education			Marital status		Own budget		Milieu of residence		
	Total	male	female	low	middle	high	single	married	with	without	large city	city	rural
Experienced violence within the family	5	4	5	3	5	4	4	5	4	5	5	4	6
Experienced expulsion or displacement	3	3	2	2	3	3	3	2	2	3	3	1	3
Experienced psychological violence	9	8	11	9	7	12	8	11	13	7	9	17	4
Been beaten up several times	4	5	4	4	5	4	4	4	4	5	5	2	5
Experienced sexual harassment (verbally, physically)	9	5	14	8	9	11	9	11	14	7	9	18	1
Joined a demonstration that turned violent	6	9	3	4	6	7	6	5	7	6	7	1	5
Experienced any form of violence	5	5	5	6	4	6	5	5	6	4	6	2	1

Universe: National population, 16 to 30 years/
Values in percent "yes"

Q168: Have you ever...

Egypt: Refugee



Q169: Would you consider yourself a refugee?

Universe: National population, 16 to 30 years/
Values in percent

Egypt: Threats / conflicts I

	Gender		Education			Marital status		Own budget		Milieu of residence			
	Total	male	female	low	middle	high	single	married	with	without	large city	city	rural
If I consider all the violence presented in the media I get sad and depressed	70	67	73	76	70	67	68	74	73	68	72	51	75
In the public space the situation is becoming increasingly tense	63	62	64	68	62	61	63	63	60	64	60	80	63
In order to be able to defend myself I practice a self-defense sport (karate, etc.).	29	31	26	29	31	24	30	25	31	27	30	23	26
Others continuously threaten me	24	25	22	17	26	24	24	24	20	26	25	15	24
I am afraid that armed conflicts will threaten my livelihood and my family	34	34	34	34	34	33	32	38	38	32	35	26	34

Q170: Do you rather agree or rather disagree with the following statements?

Universe: National population, 16 to 30 years/
Values in percent "(strongly) agree"

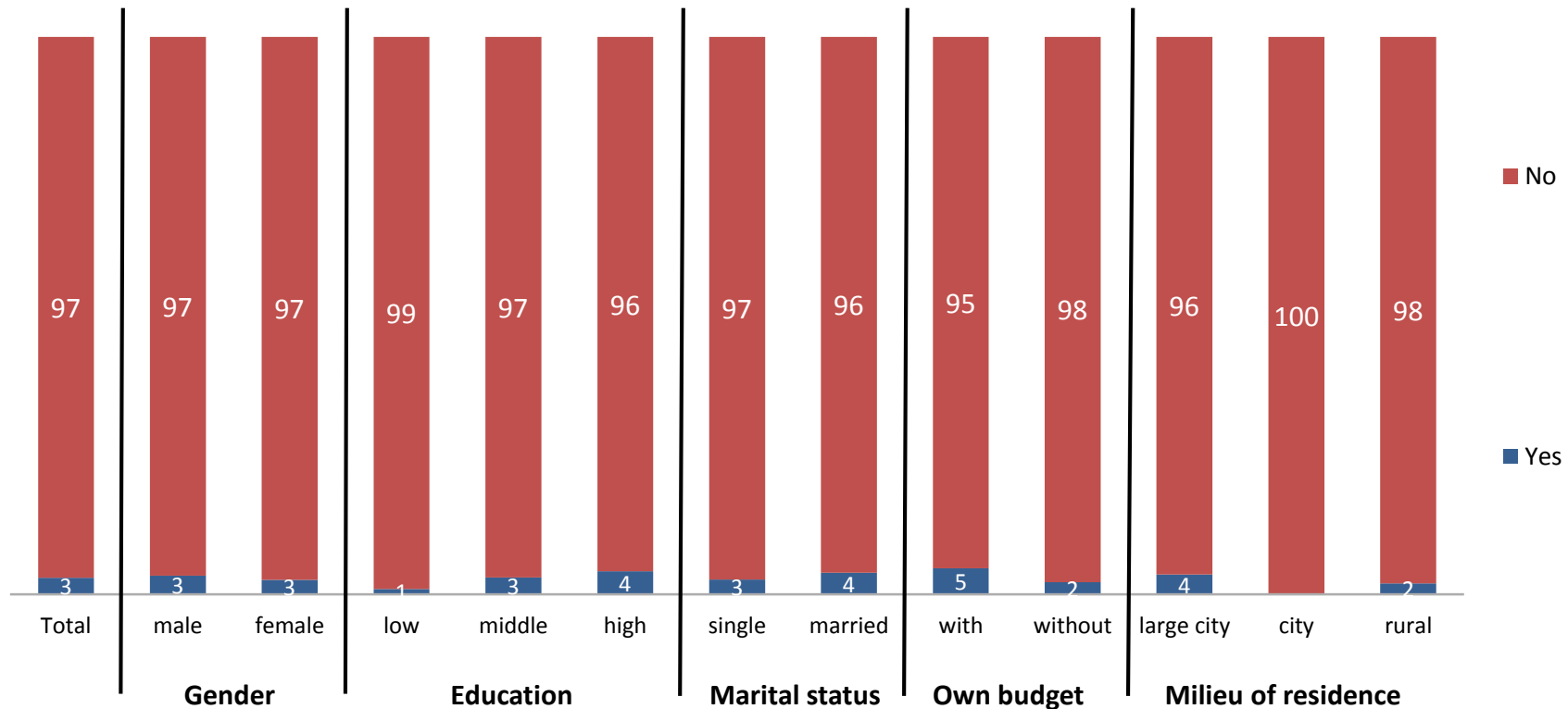
Egypt: Threats / conflicts II

	Gender			Education			Marital status		Own budget		Milieu of residence		
	Total	male	female	low	middle	high	single	married	with	without	large city	city	rural
I believe that the use of violence will only cause further violence	63	62	65	74	60	62	62	66	68	61	61	82	59
I hate violence. I cannot stand it, if people suffer from it	64	60	68	70	63	61	62	68	69	62	63	83	52
In order to defend myself, or my family, the use of violence is legitimate	35	37	32	36	34	35	35	33	35	35	37	20	31
In case of severe conflicts there is no other solution: we have to demonstrate strength, even with violence	36	37	35	36	35	37	37	33	38	35	37	32	28
Women dressing inappropriately should not complain about sexual harassment	40	40	39	43	39	38	39	40	40	39	35	75	34

Q170: Do you rather agree or rather disagree with the following statements?

Universe: National population, 16 to 30 years/
Values in percent "(strongly) agree"

Egypt: Lived outside your own country



Q171: Have you ever lived outside your own country?

Universe: National population, 16 to 30 years/
Values in percent

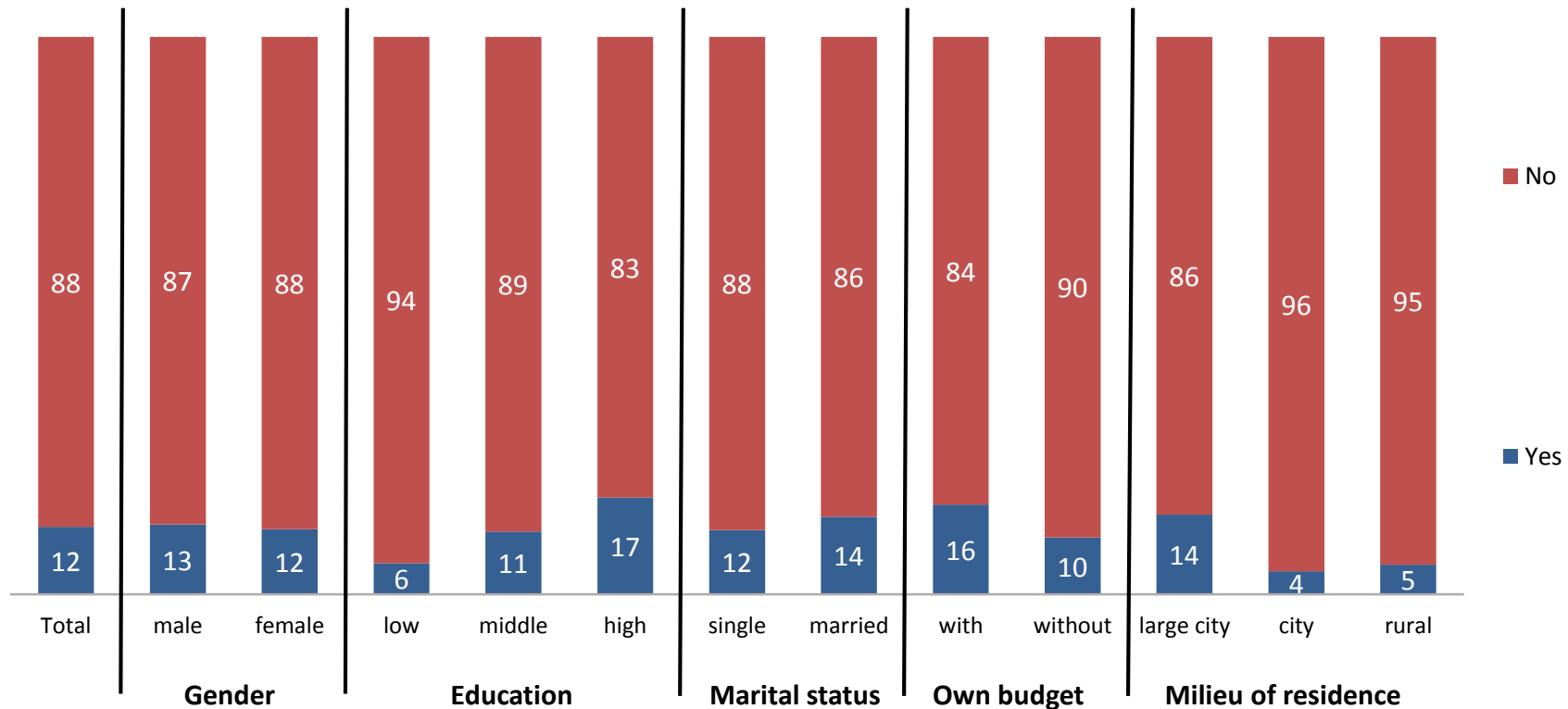
Egypt: Where did you live?

	Gender			Education			Marital status		Own budget		Milieu of residence		
	Total	male	female	low	middle	high	single	married	with	without	large city	city	rural
Gulf	43	40	47		49	41	48	34	35	52	38		100
Other Arab country	42	45	37	100	32	46	37	51	51	32	45		
Europe	15	15	15		19	13	12	21	9	21	16		
USA/Canada	2		6		4		4		5		3		
Australia													
Asia													
Latin America													
Sub-Saharan Africa													

Q172: Where exactly did you live?
Multiple answers possible

Universe: National population, 16 to 30 years/ Basis: Respondents that lived outside their own country before (Q171)/ Values in percent/ Attention: in part small number of cases

Egypt: Family migrated to a different country



Q173: Is there somebody in your family who migrated to a foreign country?

Universe: National population, 16 to 30 years/
Values in percent

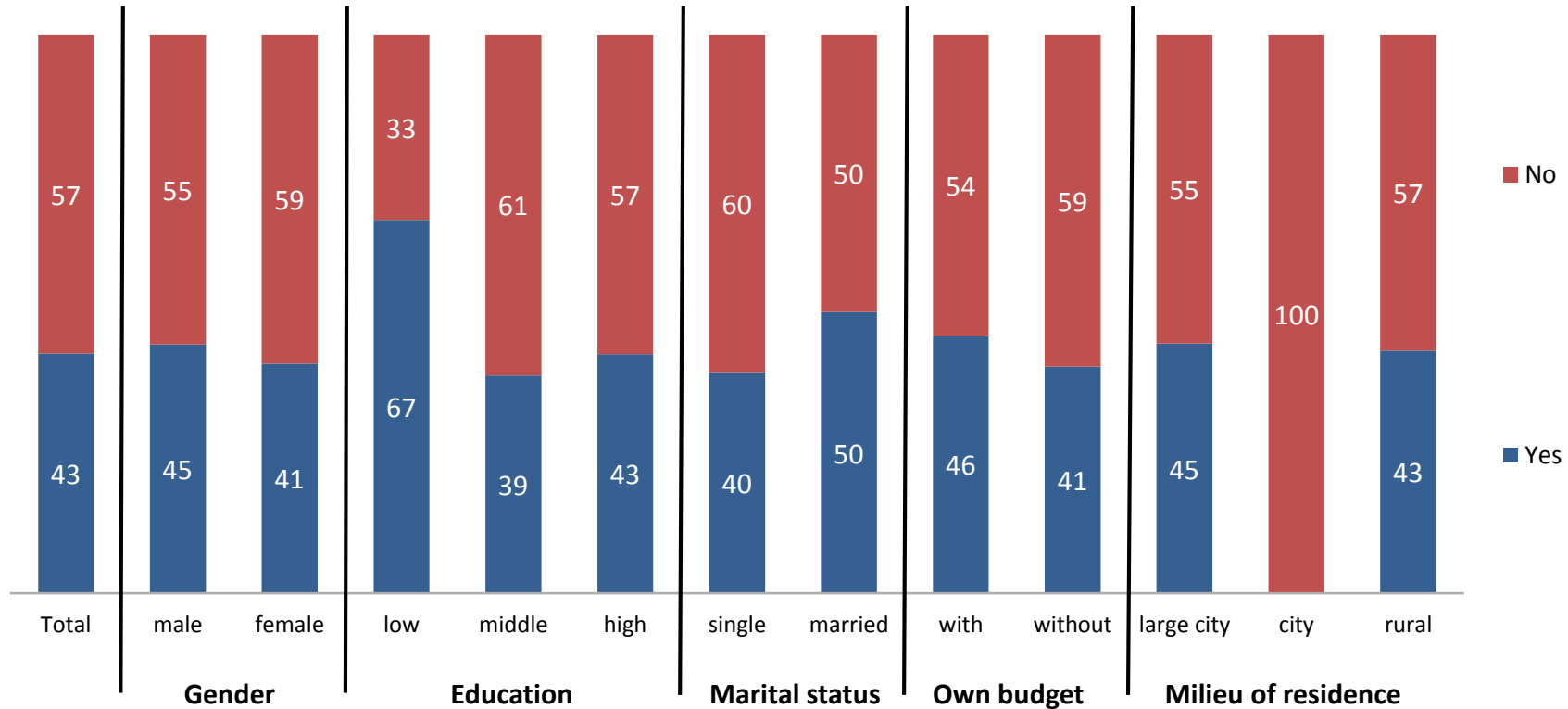
Egypt: Where to did they migrate?

	Gender			Education			Marital status		Own budget		Milieu of residence		
	Total	male	female	low	middle	high	single	married	with	without	large city	city	rural
Gulf	37	33	42	50	35	38	35	43	29	44	37	38	49
Other Arab country	26	27	24	39	31	17	26	26	25	26	27	29	
Europe	30	32	28		30	36	30	30	39	23	32	14	12
USA/Canada	10	10	10	7	9	11	11	7	11	8	8	19	39
Australia	2	2	3	17	1	1	2	2	3	2	3		
Asia	2	2	1		2	2	3			3	2		
Latin America													
Sub-Saharan Africa													

Q174: Where to exactly?
Multiple answers possible

Universe: National population, 16 to 30 years/ Basis: Respondents that have a family member that migrated (Q173)/ Values in percent/ Attention: in part small number of cases

Egypt: Importance of emigration



Q175: Is this emigration of any importance to you?

Universe: National population, 16 to 30 years/
Basis: Respondents that have a family member that migrated (Q173)/
Values in percent/ Attention: in part small number of cases

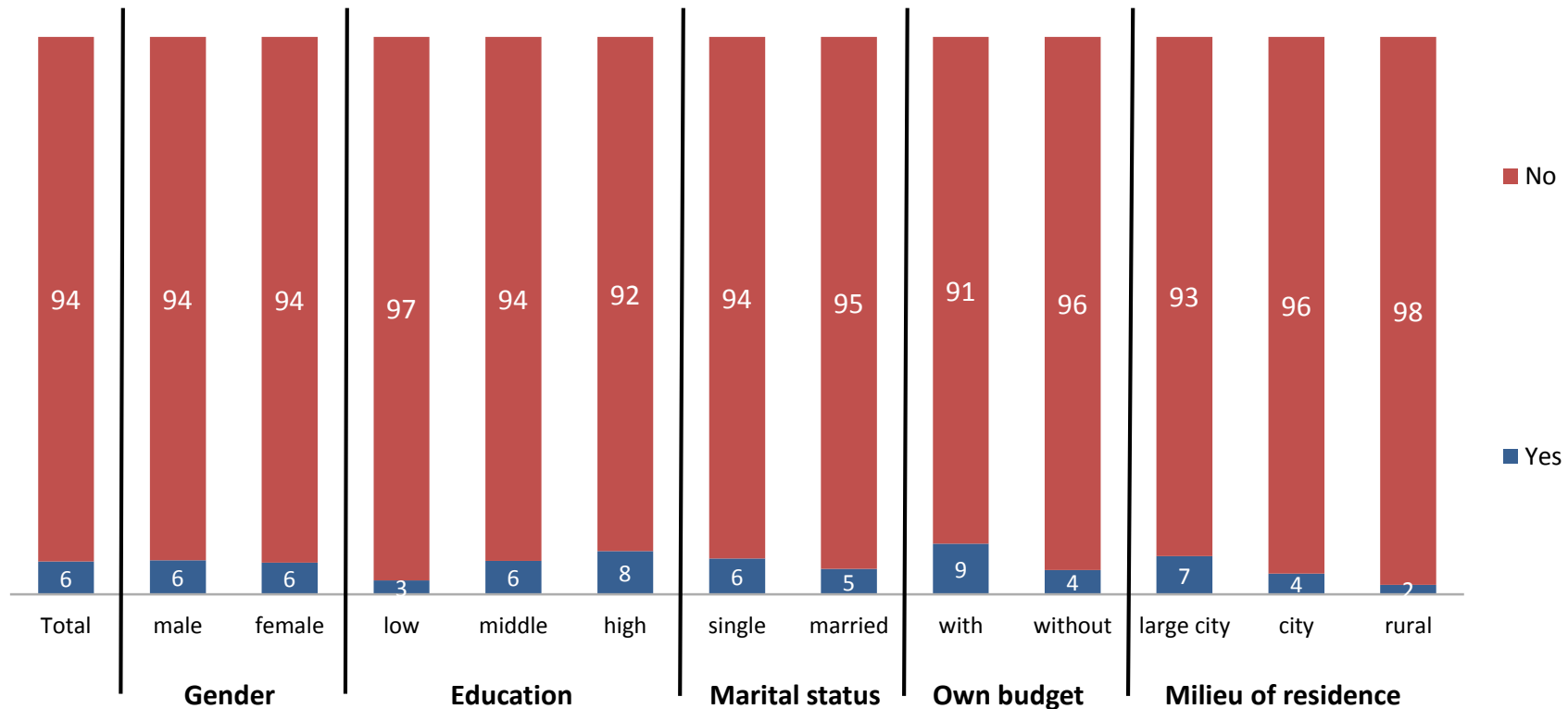
Egypt: Consequences of migration

	Gender			Education			Marital status		Own budget		Milieu of residence		
	Total	male	female	low	middle	high	single	married	with	without	large city	city	rural
I consider it as a loss for my personal life	13	16	10		20	10	14	12	13	13	14		
I profit from the money he/she is sending to us	21	8	36	28	16	23	14	32	18	23	22		
I learned from his / her experiences abroad and decided that emigration is not a goal for me	22	18	27	15	23	24	19	28	12	31	23		
I am fascinated by the idea of living in a foreign country, and my wish to emigrate has grown	46	41	51	11	64	37	50	38	50	42	46		41
My feelings about emigration started to get mixed up	22	29	13	62	6	26	25	16	13	30	20		59

Q176: Which of the following statements best reflects your opinion?

Universe: National population, 16 to 30 years/ Basis: Respondents that stated that the emigration was of importance (Q175)/ Values in percent/ Attention: in part small number of cases

Egypt: Contact with job/asylum seekers in Europe



Q177: Have you been in contact (by phone, SMS, Skype) with somebody who is trying to find a job or asylum in Europe within the last three months?

Universe: National population, 16 to 30 years/
Values in percent

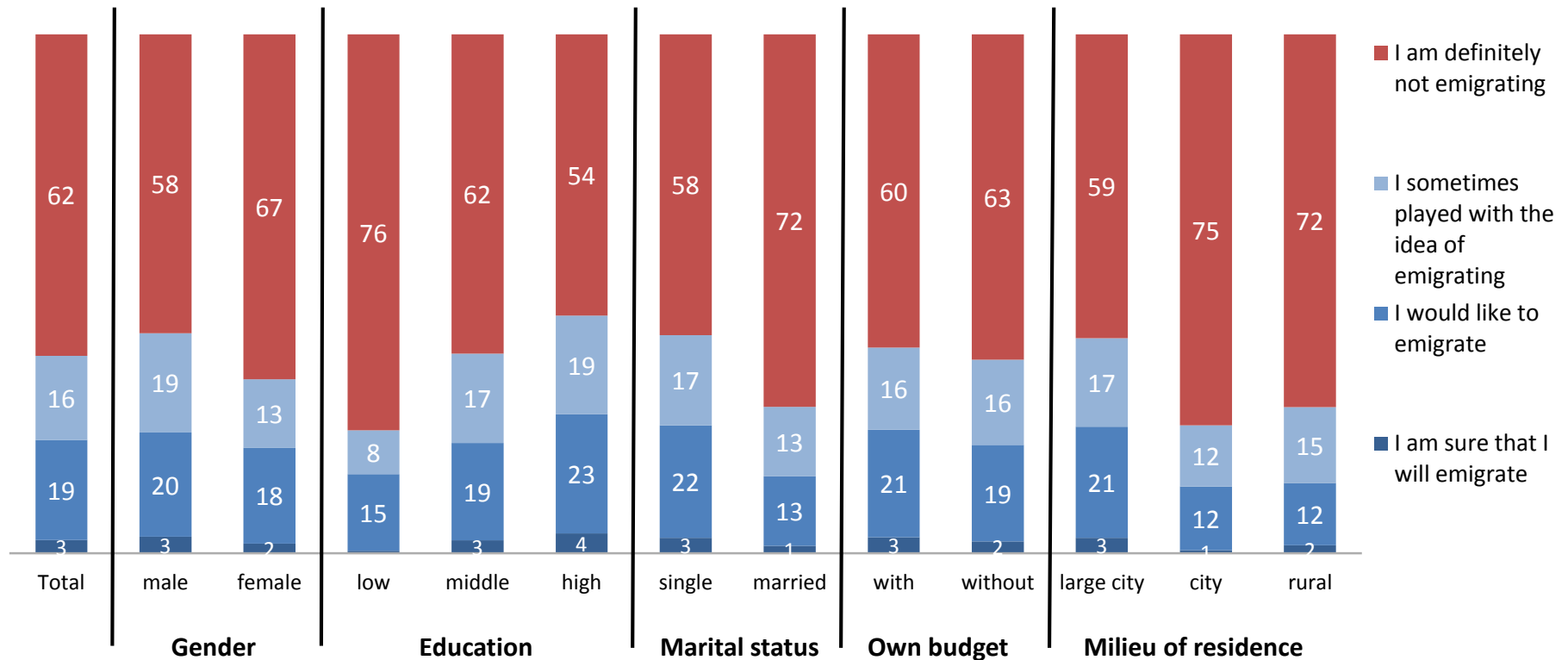
Egypt: Contact with job/asylum seekers in Europe

	Gender			Education			Marital status		Own budget		Milieu of residence		
	Total	male	female	low	middle	high	single	married	with	without	large city	city	rural
Family	54	59	49	41	52	59	51	68	42	67	55	35	62
Friends	50	50	49	17	50	55	51	43	54	45	50	71	
Neighbours	7	4	10		11	3	9		7	6	6	15	
Others	12	8	17	42	9	11	9	25	12	13	12		38

Universe: National population, 16 to 30 years/ Basis: Respondents that have been in contact with job/asylum seekers in Europe (Q175)/ Values in percent/ Attention: in part small number of cases

Q178: If yes, who have you been in contact with?

Egypt: Emigration



Q179: What would best describe your situation?

Universe: National population, 16 to 30 years/
Values in percent

Egypt: Preferred destinations for migration I

	Gender			Education			Marital status		Own budget		Milieu of residence		
	Total	male	female	low	middle	high	single	married	with	without	large city	city	rural
Sweden	14	16	13	7	17	13	16	9	12	16	17		2
Spain	10	13	6	6	15	4	11	8	6	12	11	4	9
Belgium	3	3	2		4	1	3	1	1	3	3		
Bulgaria	1	1	0		1		1			1	0	3	
Denmark	2	2	2		3		2	1	1	2	2	3	
Finland	1	1	2		1	1	1		1	1	1		
France	20	19	21	29	22	14	20	20	22	19	20	19	14
Germany	15	16	14	18	16	13	16	12	19	13	16	9	14
Greece	2	3	1		3	1	2	2	2	2	2	3	4

Q180: Recently a lot of people are on their way to Europe. If you were to emigrate what would be your preferred target countries? Multiple answers possible

Universe: National population, 16 to 30 years/ Basis: Respondents at least playing with the idea to migrate (Q179)/ Values in percent

Egypt: Preferred destinations for migration II

	Gender			Education			Marital status		Own budget		Milieu of residence		
	Total	male	female	low	middle	high	single	married	with	without	large city	city	rural
Italy	22	23	20	25	24	18	20	29	21	23	21	20	31
Luxembourg	1	0	1		1	0	1			1	1		
Netherlands	6	6	5	5	7	4	7	2	5	6	6	3	7
Portugal	3	4	2	5	5	1	4	1		5	4		2
United Kingdom	16	16	17	15	18	13	17	13	15	17	18	4	11
Austria	6	6	6	7	6	6	6	6	5	7	4	6	24
Switzerland	12	12	10	8	10	15	11	14	13	11	12		13
Other	13	13	13	22	7	19	12	15	17	11	12	17	17
None	6	3	9	2	4	9	4	13	7	5	2	40	8

Q180: Recently a lot of people are on their way to Europe. If you were to emigrate what would be your preferred target countries? Multiple answers possible

Universe: National population, 16 to 30 years/ Basis: Respondents at least playing with the idea to migrate (Q179)/ Values in percent

Egypt: Change current situation I

		Gender		Education			Marital status		Own budget		Milieu of residence		
	Total	male	female	low	middle	high	single	married	with	without	large city	city	rural
To leave your family in order to obtain a good professional qualification	31	37	24	28	31	31	33	25	31	31	31	31	26
To leave your family even if you risk your life	17	22	12	8	21	15	18	13	15	18	17	9	22
To accept work that is very much below your qualification	24	29	20	33	23	23	24	25	24	25	23	20	40
To marry somebody from a class that is much above your personal background	33	33	33	38	35	26	36	25	30	35	35	22	31
To marry somebody from a class that is much below your personal background	28	32	23	35	30	20	29	25	23	30	27	18	42

Q181: In order to change your current situation would you be ready...?

Universe: National population, 16 to 30 years/
Values in percent "(rather) agree"

Egypt: Change current situation II

	Gender			Education			Marital status		Own budget		Milieu of residence		
	Total	male	female	low	middle	high	single	married	with	without	large city	city	rural
To accept work in a rural region of your country	23	27	19	29	23	21	24	21	19	25	21	25	36
To accept work in a rural region in an Arab country	20	24	17	26	20	17	21	19	19	21	20	10	30
To accept work in a rural region in Europe	28	32	24	34	28	25	30	25	27	29	31	16	25
To marry somebody with a different religion	10	14	6	8	12	9	11	7	11	10	12	3	8
To marry somebody who is significantly older than you	13	15	11	11	13	13	14	10	14	13	14	4	15

Q181: In order to change your current situation would you be ready...?

Universe: National population, 16 to 30 years/
Values in percent "(rather) agree"